



US00D708349S

(12) **United States Design Patent**
Yoder et al.

(10) **Patent No.:** **US D708,349 S**
(45) **Date of Patent:** **** Jul. 1, 2014**

(54) **MODULAR BUILDING**

(71) Applicant: **Performance Contracting, Inc.**,
Lenexa, KS (US)

(72) Inventors: **Steven M. Yoder**, Shawnee, KS (US);
Bart David Yoder, Louisburg, KS (US);
Richard Carmona, Kansas City, KS
(US); **Frank Robert Dellaguzzo**,
Overland Park, KS (US); **Jerry Eldon**
Frisch, Buckner, MO (US)

(73) Assignee: **Performance Contracting, Inc.**,
Lenexa, KS (US)

(**) Term: **14 Years**

(21) Appl. No.: **29/452,407**

(22) Filed: **Apr. 16, 2013**

Related U.S. Application Data

(62) Division of application No. 29/392,753, filed on May
26, 2011, now Pat. No. Des. 683,469.

(51) **LOC (10) Cl.** **25-03**

(52) **U.S. Cl.**
USPC **D25/33**

(58) **Field of Classification Search**
USPC D25/1-33; 52/79.4, 81.5, 236.1, 274,
52/74, 71, 245-246, 82, 79.1, 79.5, 90.1,
52/64

See application file for complete search history.

(56) **References Cited**

U.S. PATENT DOCUMENTS

D151,114 S * 9/1948 Younger D25/33
3,095,616 A * 7/1963 Bigelow, Jr. 52/125.2

D210,005 S * 1/1968 Swank et al. D25/22
D221,068 S * 7/1971 Kudamatsu et al. D25/22
D223,755 S * 6/1972 McNamee D12/404
D224,293 S * 7/1972 Wormser D25/30
D225,519 S * 12/1972 Glisson D25/18
D251,735 S * 5/1979 Chambers D25/22
D251,736 S * 5/1979 Chambers D25/22
D251,737 S * 5/1979 Chambers D25/22
D251,738 S * 5/1979 Chambers D25/22
D251,739 S * 5/1979 Chambers D25/22
D261,036 S * 9/1981 Chambers D25/22
4,294,051 A 10/1981 Hughes, Jr.
5,317,857 A * 6/1994 Allison 52/79.1
5,537,786 A 7/1996 Lozier et al.
5,706,614 A * 1/1998 Wiley et al. 52/79.1

(Continued)

FOREIGN PATENT DOCUMENTS

JP 06-002380 1/1994 E04C 2/46

Primary Examiner — Eric Goodman

(57) **CLAIM**

The ornamental design for a modular building, as shown and
described.

DESCRIPTION

FIG. 1 is a perspective view of a modular building showing
my new design.

FIG. 2 is a front view of the modular building of FIG. 1.

FIG. 3 is a rear view of the modular building of FIG. 1.

FIG. 4 is a left side view of the modular building of FIG. 1.

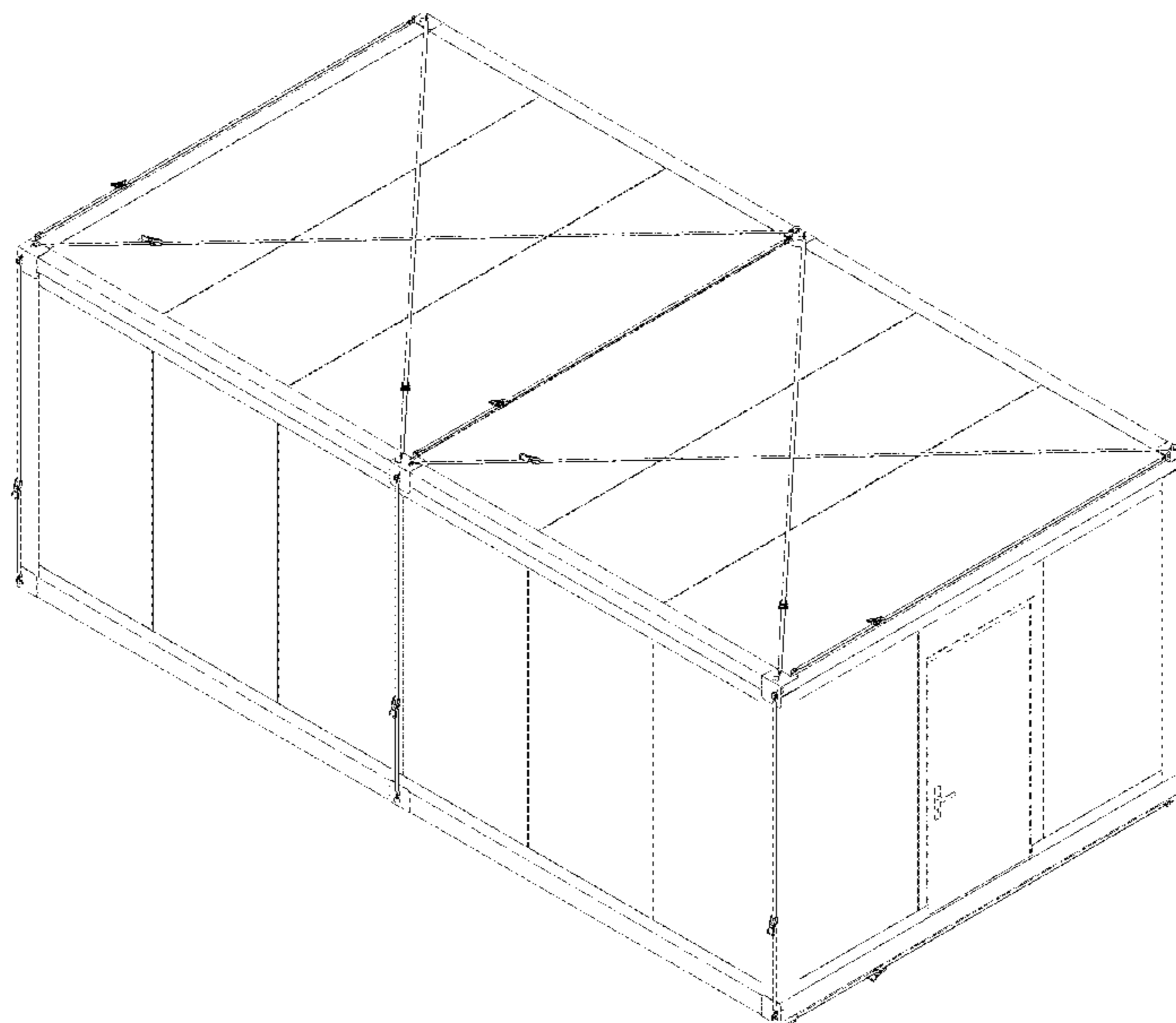
FIG. 5 is a right side view of the modular building of FIG. 1.

FIG. 6 is a top view of the modular building of FIG. 1; and,

FIG. 7 is a bottom view of the modular building of FIG. 1.

The broken lines shown herein are for illustrative purposes
and form no part of the claimed design.

1 Claim, 7 Drawing Sheets



(56)

References Cited

U.S. PATENT DOCUMENTS

5,950,373 A * 9/1999 von Hoff et al. 52/79.5
6,463,705 B1 * 10/2002 Davis et al. 52/143
6,675,540 B1 * 1/2004 Rokes 52/143
7,418,802 B2 * 9/2008 Sarine et al. 52/79.5

D626,659 S * 11/2010 Ferko, III D25/33
D631,559 S * 1/2011 Gibson D25/33
D650,489 S * 12/2011 MacDonald et al. D25/33
D655,019 S * 2/2012 Colless et al. D25/15
D683,048 S 5/2013 Yoder et al.
D683,469 S 5/2013 Yoder et al.

* cited by examiner

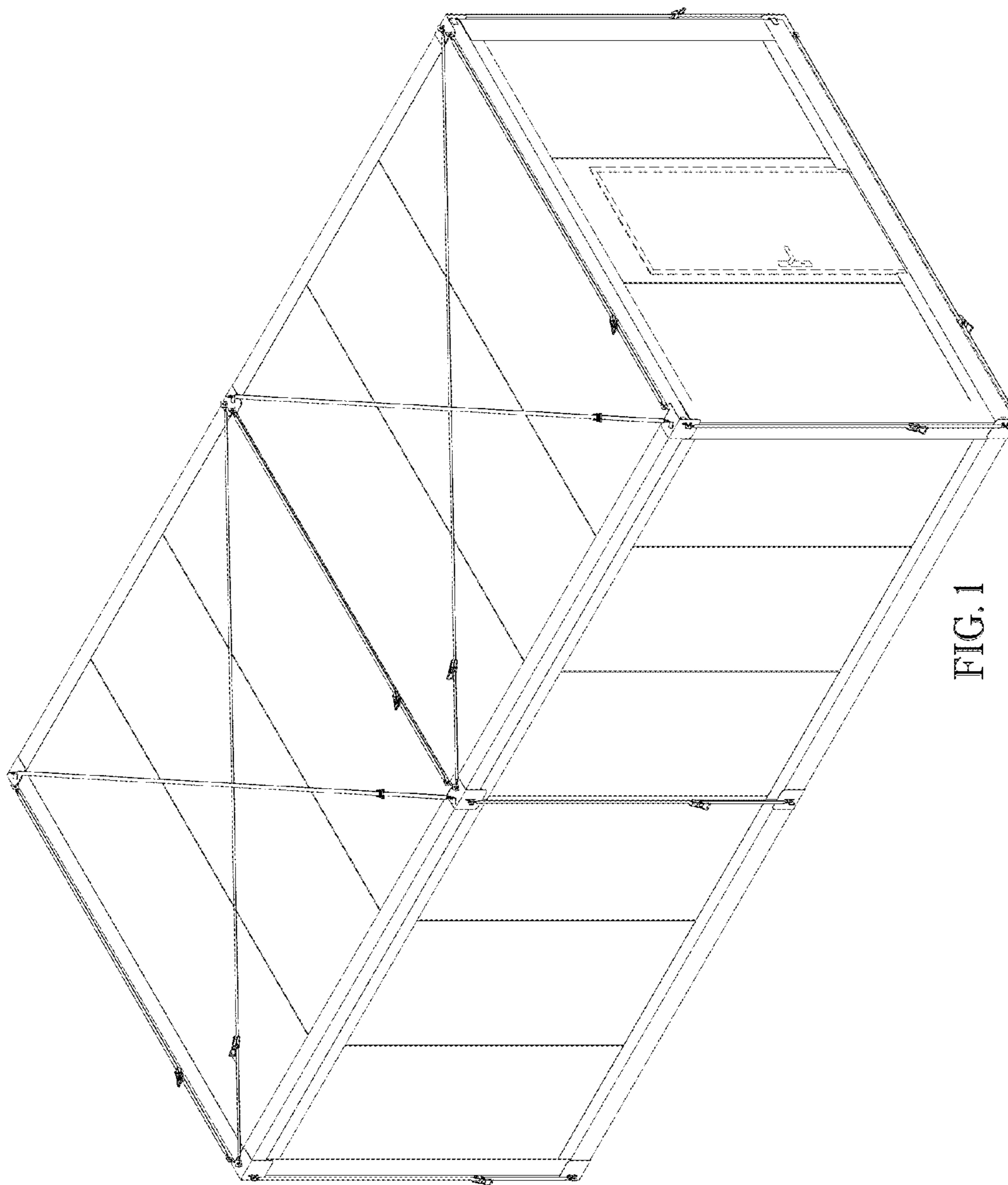


FIG. 1




FIG. 2




FIG. 3




FIG. 4




FIG. 5

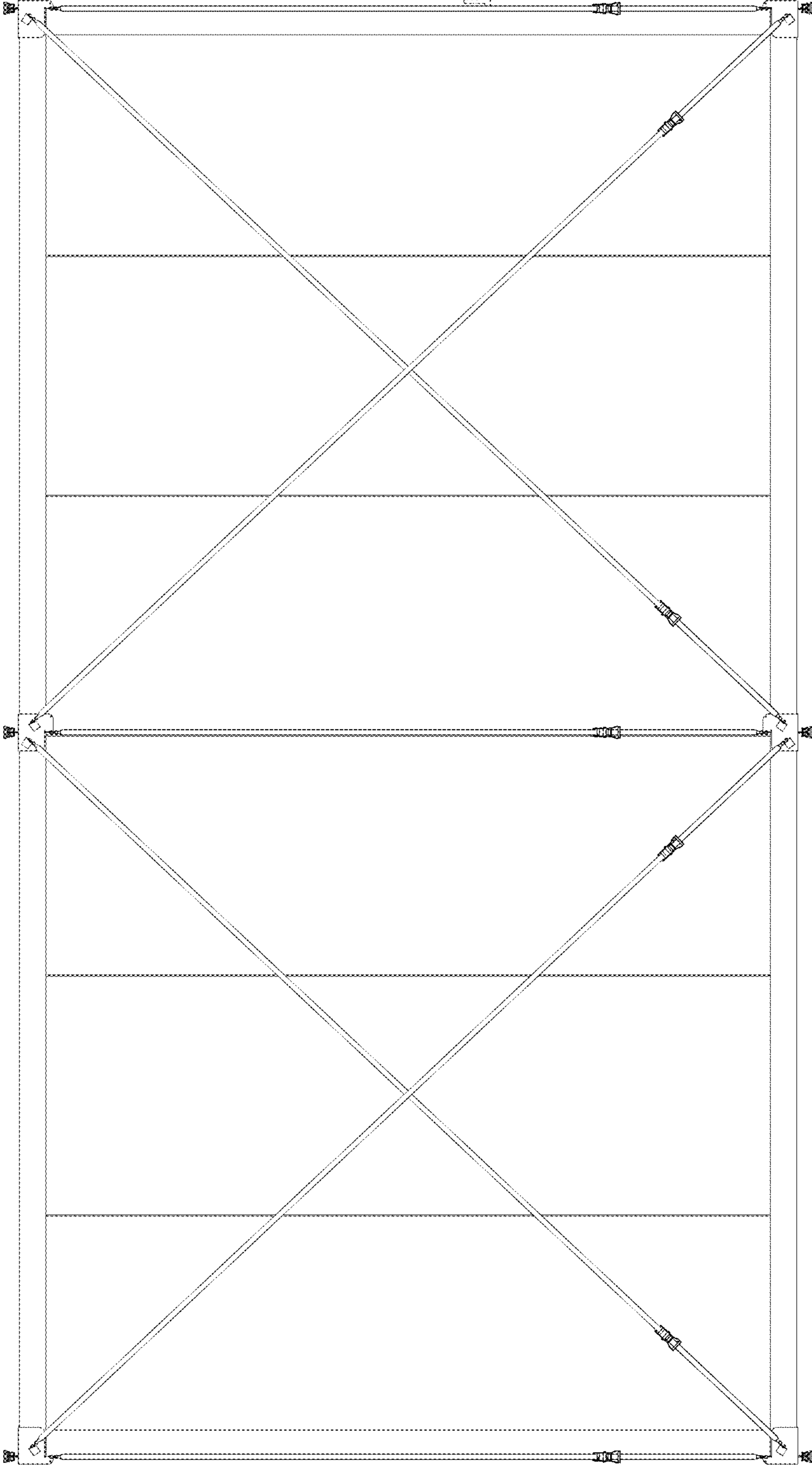


FIG. 6

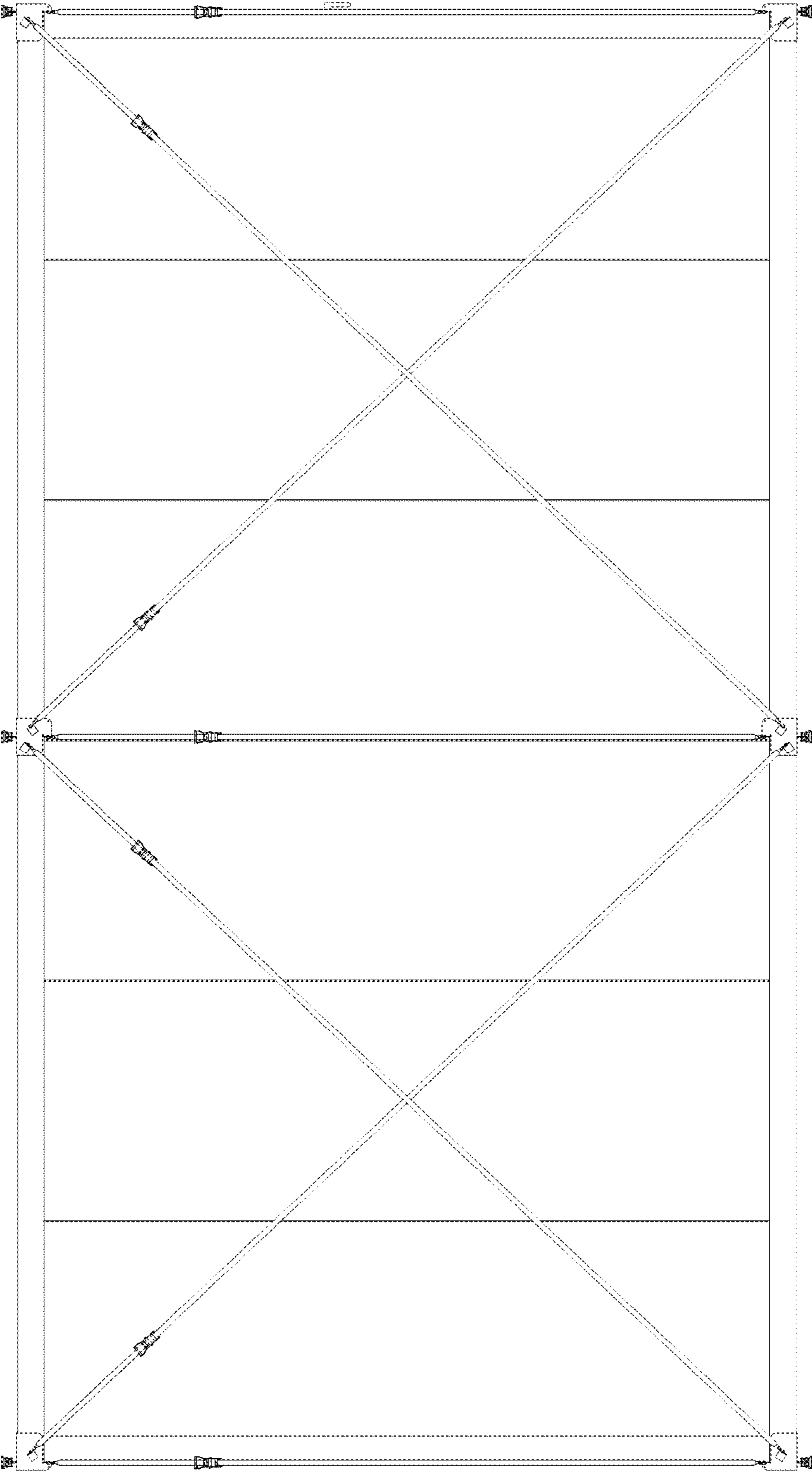


FIG. 7