



US00D708343S

(12) **United States Design Patent**
Davis

(10) **Patent No.:** **US D708,343 S**
(45) **Date of Patent:** **** Jul. 1, 2014**

(54) **ORTHOPAEDIC ANKLE SUPPORT AND BRACE**

(71) Applicant: **Kenneth Paul Davis**, Bourne End (GB)

(72) Inventor: **Kenneth Paul Davis**, Bourne End (GB)

(73) Assignee: **Beagle Orthopaedic Limited**, Bourne End (GB)

(**) Term: **14 Years**

(21) Appl. No.: **29/462,887**

(22) Filed: **Aug. 9, 2013**

(30) **Foreign Application Priority Data**

Apr. 3, 2013 (EP) 002212837-0001

(51) **LOC (10) Cl.** **24-01**

(52) **U.S. Cl.**
USPC **D24/192**

(58) **Field of Classification Search**
USPC D24/190-192; 602/2, 5, 14, 16, 22, 23,
602/27-29, 64, 65; D2/946, 947, 953, 954,
D2/957, 960; 36/88, 89, 110; 128/882
See application file for complete search history.

(56) **References Cited**

U.S. PATENT DOCUMENTS

D270,284 S * 8/1983 Lindh et al. D24/192
D345,421 S * 3/1994 Schumann et al. D24/192

5,352,189 A * 10/1994 Schumann et al. 602/23
6,991,613 B2 * 1/2006 Sensabaugh 602/27
7,524,295 B1 * 4/2009 Peters et al. 602/5
7,597,674 B2 * 10/2009 Hu et al. 602/23
7,666,157 B2 * 2/2010 Win 602/23
D619,726 S * 7/2010 Win D24/192
7,896,826 B2 * 3/2011 Hu et al. 602/23
D662,598 S * 6/2012 Anderson et al. D24/192
D688,378 S * 8/2013 Matsuda D24/190
2005/0010151 A1 * 1/2005 Sensabaugh 602/27
2013/0018294 A1 * 1/2013 Jones et al. 602/27

* cited by examiner

Primary Examiner — Eric Goodman

Assistant Examiner — Jennifer Watkins

(74) *Attorney, Agent, or Firm* — Egbert Law Offices, PLLC

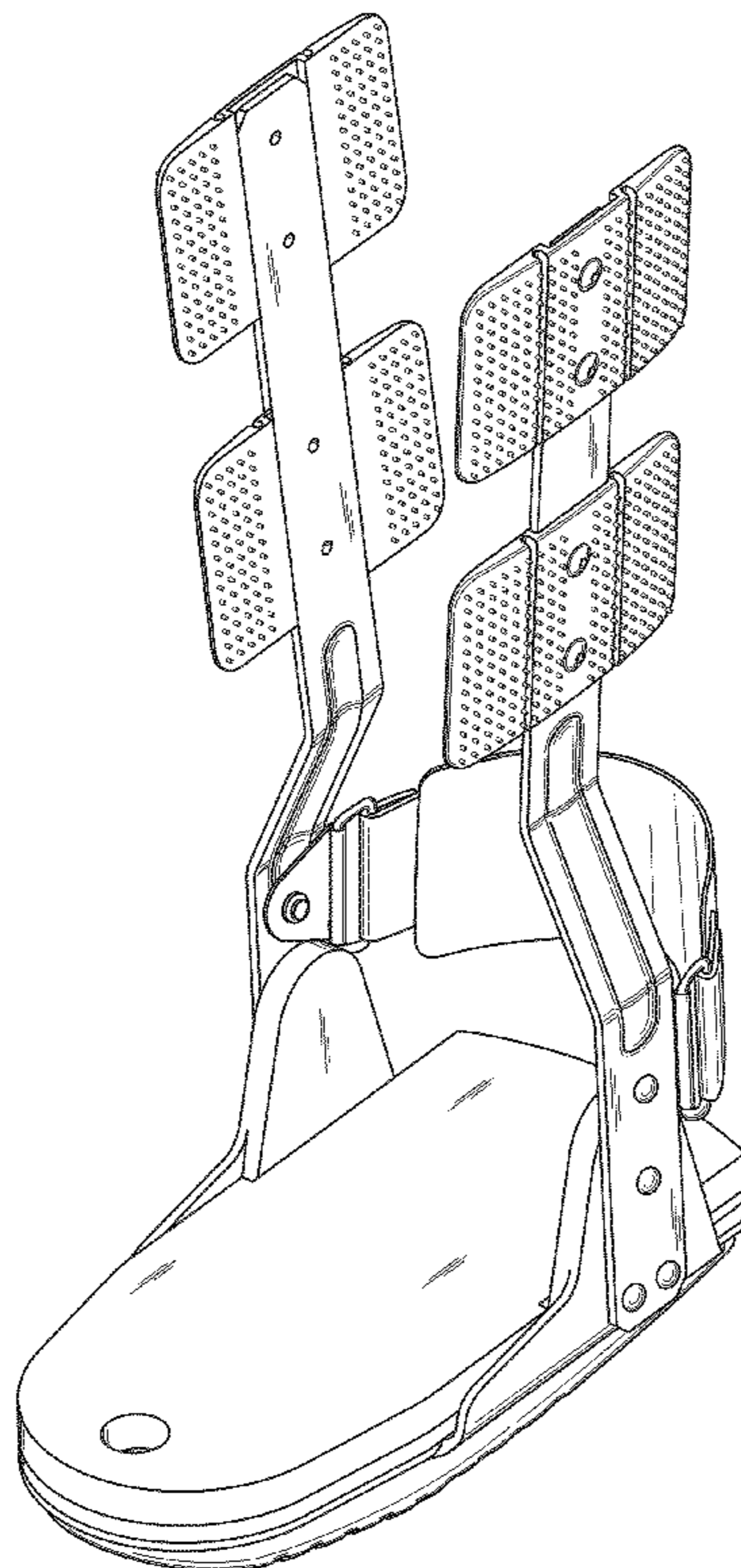
(57) **CLAIM**

The ornamental design for an orthopaedic ankle support and brace, as shown and described.

DESCRIPTION

FIG. 1 is a front perspective view of an orthopaedic ankle support and brace showing my new design;
FIG. 2 is a rear perspective view thereof;
FIG. 3 is a side view of the orthopaedic ankle support and brace, an opposite side view being a mirror image thereof;
FIG. 4 is a front view thereof; and,
FIG. 5 is a rear view thereof.

1 Claim, 5 Drawing Sheets



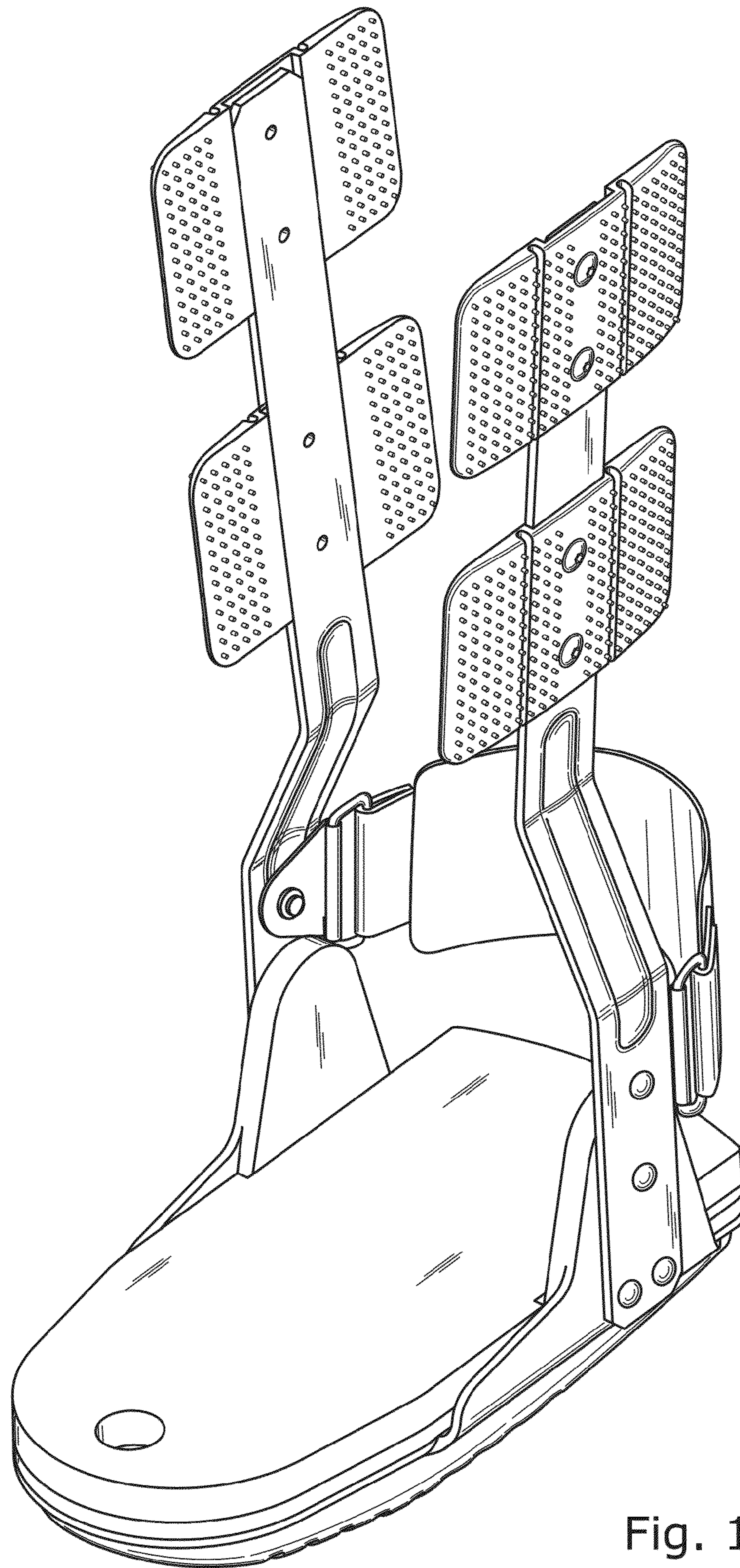


Fig. 1

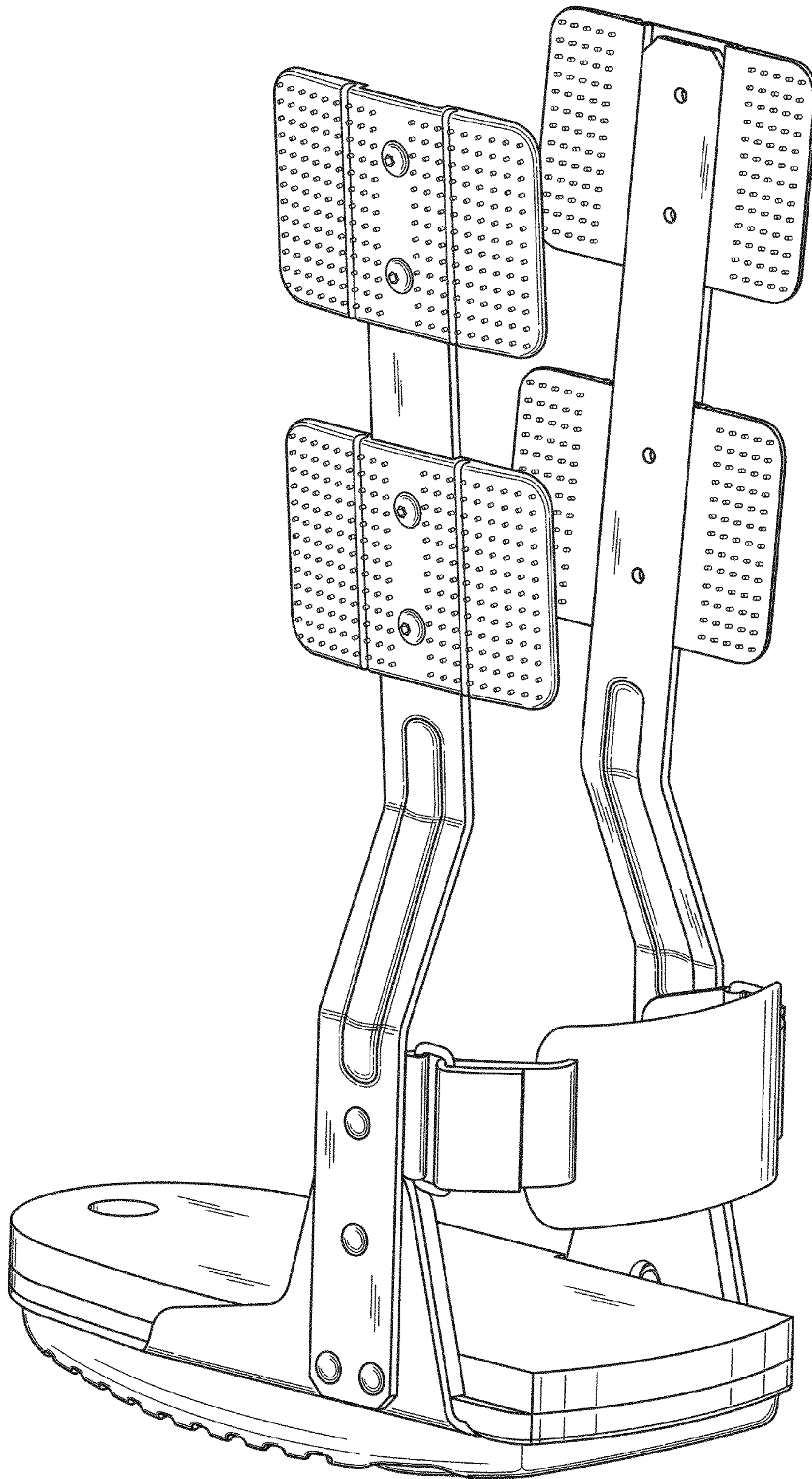


Fig. 2

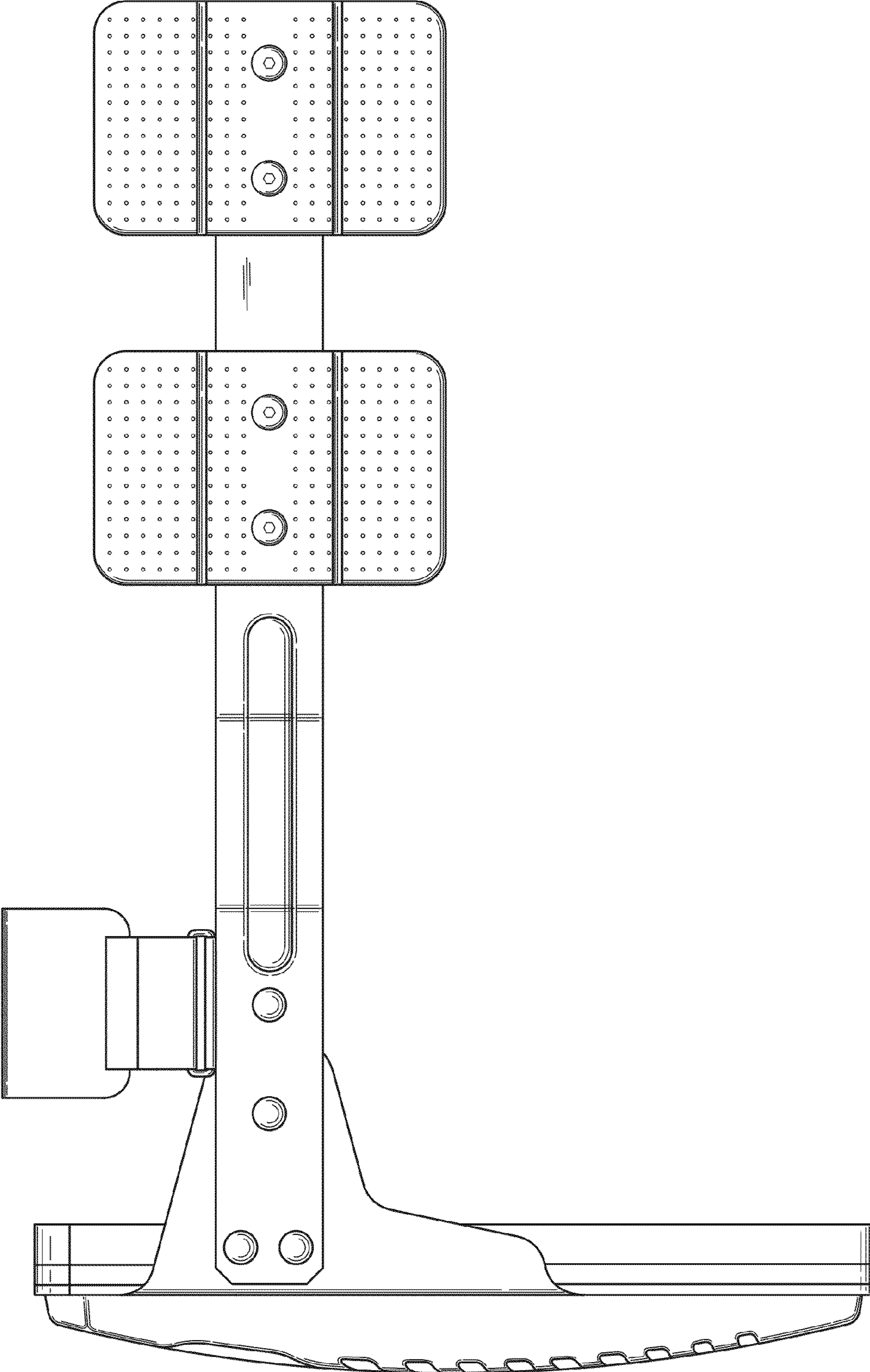


Fig. 3

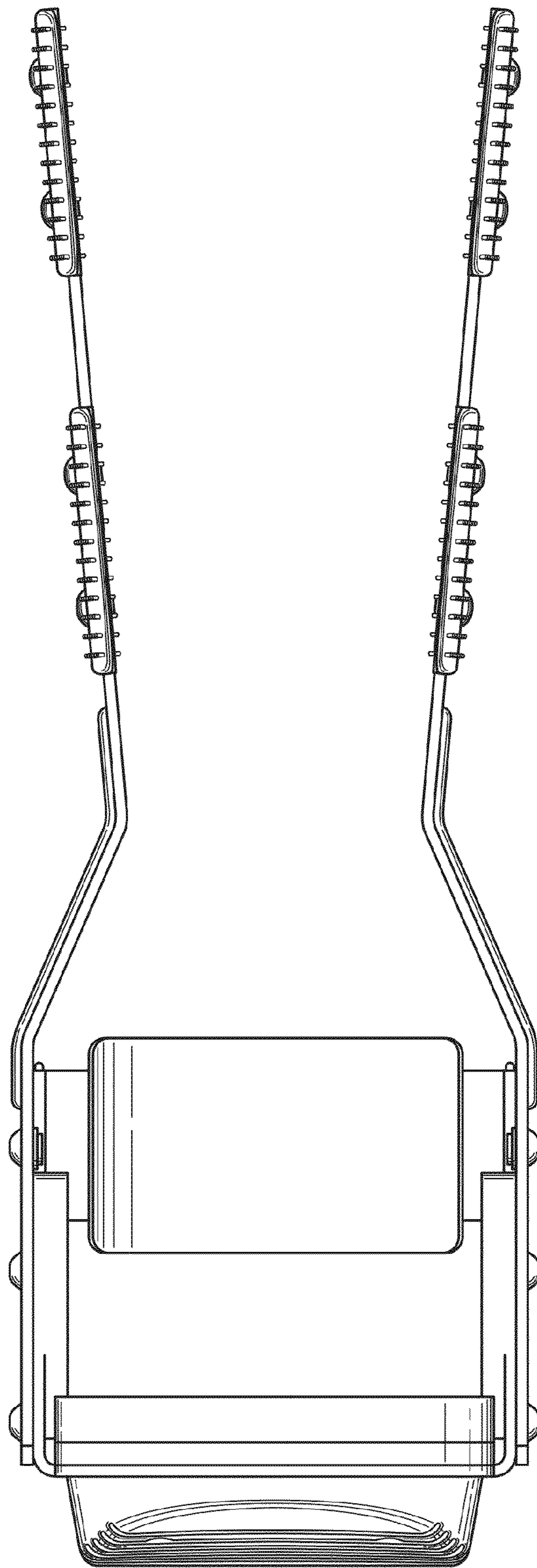


Fig. 4

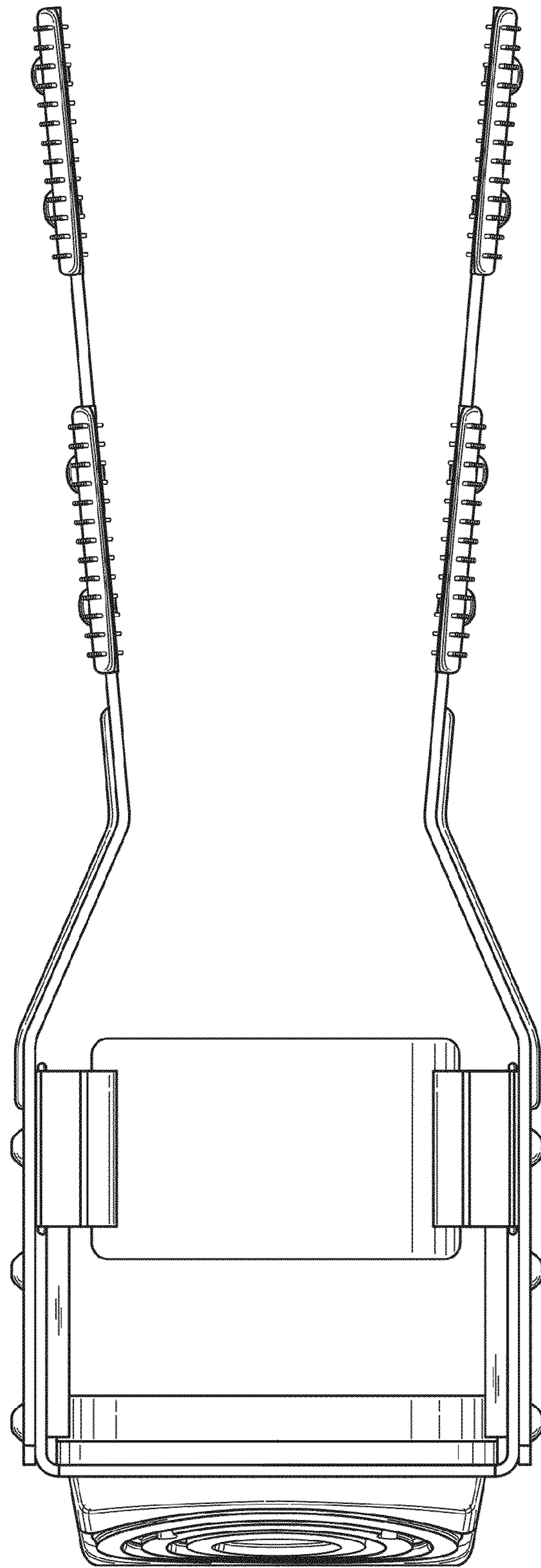


Fig. 5