



US00D708338S

(12) **United States Design Patent**
Ganske et al.

(10) **Patent No.:** **US D708,338 S**
(45) **Date of Patent:** **** Jul. 1, 2014**

- (54) **CUFF FOR REMOTE ISCHEMIC CONDITIONING**
- (75) Inventors: **Rocky Eugene Ganske**, Ontario (CA); **Lahav Gil**, Toronto (CA); **Adam Shepperdley**, Toronto (CA); **Kristopher Thomas Christensen**, Oakville (CA)
- (73) Assignee: **CellAegis Devices Inc.**, Toronto (CA)
- (**) Term: **14 Years**

5,571,075	A	11/1996	Bullard et al.
5,634,467	A	6/1997	Nevo
5,643,315	A	7/1997	Daneshvar
5,651,369	A	7/1997	Tomita
5,690,610	A *	11/1997	Ito et al. 602/53
D420,449	S *	2/2000	Schifrin et al. D24/189
D432,240	S *	10/2000	Katz et al. D24/200
6,152,881	A	11/2000	Raines et al.
6,210,423	B1	4/2001	Kim et al.
6,245,023	B1	6/2001	Clemmons
6,251,080	B1	6/2001	Henkin et al.
6,485,429	B2	11/2002	Forstner

(Continued)

(21) Appl. No.: **29/429,674**

(22) Filed: **Aug. 15, 2012**

(51) **LOC (10) Cl.** **24-01**

(52) **U.S. Cl.**
USPC **D24/169**

(58) **Field of Classification Search**
USPC D24/143, 165-169, 186, 189, 200;
606/201, 202, 203; 601/84, 149-151;
602/53

See application file for complete search history.

(56) **References Cited**

U.S. PATENT DOCUMENTS

3,552,383	A	1/1971	Krueger et al.
D234,059	S *	1/1975	Popp D24/200
4,106,002	A	8/1978	Hogue, Jr.
4,206,764	A	6/1980	Williams
4,321,929	A	3/1982	Lemelson et al.
4,664,651	A	5/1987	Weinshenker et al.
4,690,151	A	9/1987	Utsunomiya et al.
4,967,758	A	11/1990	Masciarotte
5,072,736	A	12/1991	Ogawa et al.
5,135,003	A	8/1992	Souma
5,201,758	A	4/1993	Glover
5,209,718	A *	5/1993	McDaniel 602/53
5,267,565	A	12/1993	Beard et al.
D358,216	S *	5/1995	Dye D24/200
5,569,304	A	10/1996	Ulrich
D376,013	S *	11/1996	Sandman et al. D24/169

FOREIGN PATENT DOCUMENTS

EP	1016379	5/2000
GB	1323365	7/1973

(Continued)

Primary Examiner — Anhdao Doan

(74) *Attorney, Agent, or Firm* — Wolf, Greenfield & Sacks, P.C.

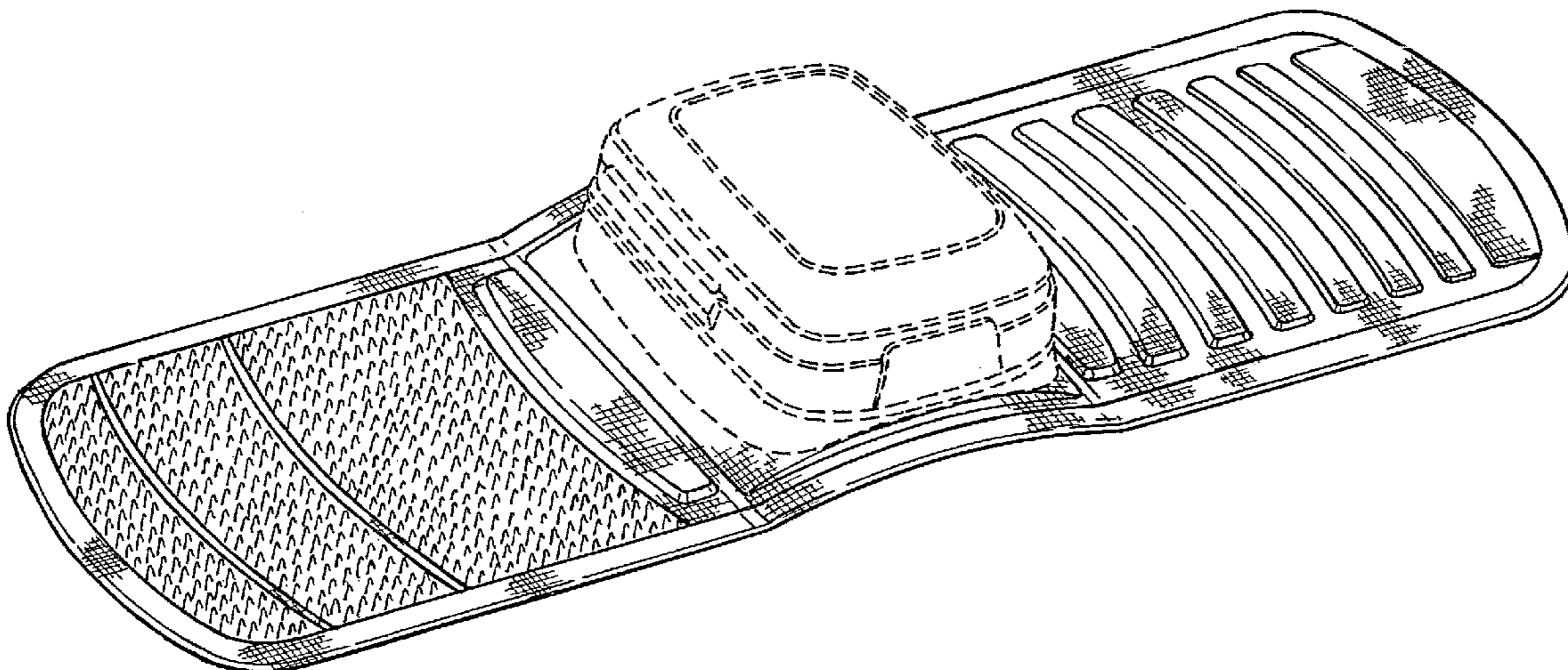
(57) **CLAIM**

The ornamental design for a cuff for remote ischemic conditioning, as shown and described.

DESCRIPTION

FIG. 1 is a top perspective view of the cuff for remote ischemic conditioning;
FIG. 2 is a top, plan view thereof;
FIG. 3 is a bottom plan view thereof;
FIG. 4 is a front elevational view thereof;
FIG. 5 is a rear elevational view thereof;
FIG. 6 is a left side elevational view thereof; and,
FIG. 7 is a right side elevational view thereof.
The broken lines in the drawing views illustrate unclaimed portions of the cuff for remote ischemic conditioning and form no part of the claimed design.

1 Claim, 5 Drawing Sheets



(56)

References Cited

U.S. PATENT DOCUMENTS

6,550,482 B1 4/2003 Burbank et al.
 6,626,840 B2 9/2003 Drzewiecki et al.
 6,702,720 B2 3/2004 Dardik
 6,719,704 B2 4/2004 Narimatsu et al.
 6,858,012 B2 2/2005 Burns et al.
 6,962,599 B2 11/2005 Hui et al.
 7,004,907 B2 2/2006 Banet et al.
 D517,695 S * 3/2006 Gillis et al. D24/169
 7,018,335 B2 3/2006 Kario et al.
 7,048,702 B2 5/2006 Hui
 D523,147 S * 6/2006 Tesluk D24/169
 7,111,346 B2 9/2006 Inman et al.
 7,166,077 B2 1/2007 Millay et al.
 7,228,576 B2 6/2007 Inman et al.
 7,314,478 B2 1/2008 Hui
 7,338,410 B2 3/2008 Dardik et al.
 7,374,540 B2 5/2008 Schnall et al.
 7,390,303 B2 6/2008 Dafni
 7,404,221 B2 7/2008 Sackner
 7,427,268 B2 9/2008 Millay et al.
 7,485,131 B2 2/2009 Hovanes et al.
 7,689,286 B2 3/2010 Pastore et al.
 7,717,855 B2 5/2010 Caldarone et al.
 7,885,710 B2 2/2011 Sih et al.
 8,079,969 B2 * 12/2011 Rousso et al. 601/148
 8,114,026 B2 2/2012 Leschinsky
 8,246,548 B2 8/2012 Naghavi
 D701,610 S * 3/2014 Thomas et al. D24/200
 2001/0029389 A1 10/2001 Kim et al.
 2003/0013974 A1 1/2003 Natarajan et al.
 2003/0065270 A1 4/2003 Raines et al.
 2003/0176795 A1 9/2003 Harris et al.
 2003/0216651 A1 11/2003 Burns et al.
 2003/0233118 A1 12/2003 Hui
 2004/0044290 A1 3/2004 Ward et al.
 2004/0064076 A1 4/2004 Bilgi et al.
 2004/0102818 A1 5/2004 Hakky et al.
 2004/0241634 A1 12/2004 Millis et al.
 2004/0255956 A1 12/2004 Vinten-Johansen
 2005/0004476 A1 1/2005 Payvar et al.
 2005/0070405 A1 3/2005 Egger
 2005/0159640 A1 7/2005 Barbut et al.
 2005/0171444 A1 8/2005 Ono et al.
 2005/0177078 A1 8/2005 Loeb et al.

2006/0052712 A1 3/2006 Poliac et al.
 2006/0052713 A1 3/2006 Poliac et al.
 2006/0052714 A1 3/2006 Poliac et al.
 2006/0058717 A1 3/2006 Hui et al.
 2006/0100639 A1 5/2006 Levin et al.
 2006/0142663 A1 6/2006 Sawanoi et al.
 2007/0005106 A1 1/2007 Adducci
 2007/0055188 A1 * 3/2007 Avni et al. 601/151
 2007/0135836 A1 6/2007 McEwen et al.
 2007/0150005 A1 6/2007 Sih et al.
 2007/0247304 A1 10/2007 Bonnefin et al.
 2008/0139949 A1 6/2008 Caldarone et al.
 2008/0222769 A1 9/2008 Natanson et al.
 2009/0036785 A1 2/2009 Danielsson
 2009/0124912 A1 5/2009 McEwen et al.
 2009/0137884 A1 5/2009 Naghavi et al.
 2009/0287069 A1 11/2009 Naghavi et al.
 2009/0318818 A1 12/2009 Whitaker et al.
 2009/0324748 A1 12/2009 Dobson
 2010/0081941 A1 4/2010 Naghavi et al.
 2010/0081977 A1 4/2010 Vess
 2010/0105993 A1 4/2010 Naghavi et al.
 2010/0160799 A1 6/2010 Caldarone et al.
 2010/0185220 A1 7/2010 Naghavi et al.
 2010/0186752 A1 7/2010 Rixson
 2010/0268130 A1 10/2010 Khan
 2010/0292619 A1 11/2010 Redington et al.
 2010/0305607 A1 12/2010 Caldarone et al.
 2010/0322467 A1 12/2010 Reed et al.
 2010/0324429 A1 12/2010 Leschinsky
 2010/0328142 A1 12/2010 Zoughi et al.
 2011/0077566 A1 3/2011 Ganapathy
 2011/0190807 A1 8/2011 Redington et al.
 2011/0238107 A1 9/2011 Raheman
 2011/0240043 A1 10/2011 Redington
 2011/0251635 A1 10/2011 Caldarone
 2012/0130419 A1 5/2012 Leschinsky
 2012/0265240 A1 10/2012 Ganske

FOREIGN PATENT DOCUMENTS

JP 2001221 1/1990
 WO 91/18571 12/1991
 WO 2006/024871 3/2006
 WO 2007/085828 8/2007

* cited by examiner

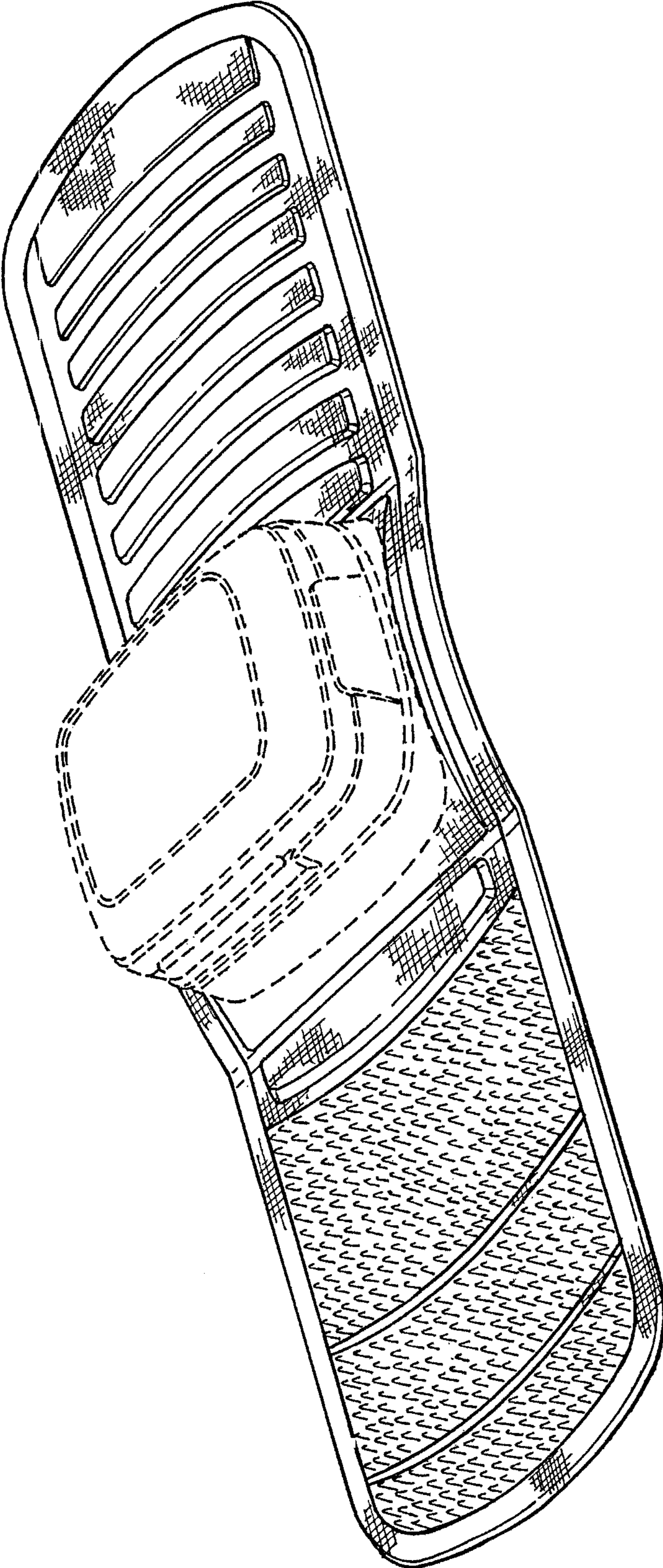


Fig. 1

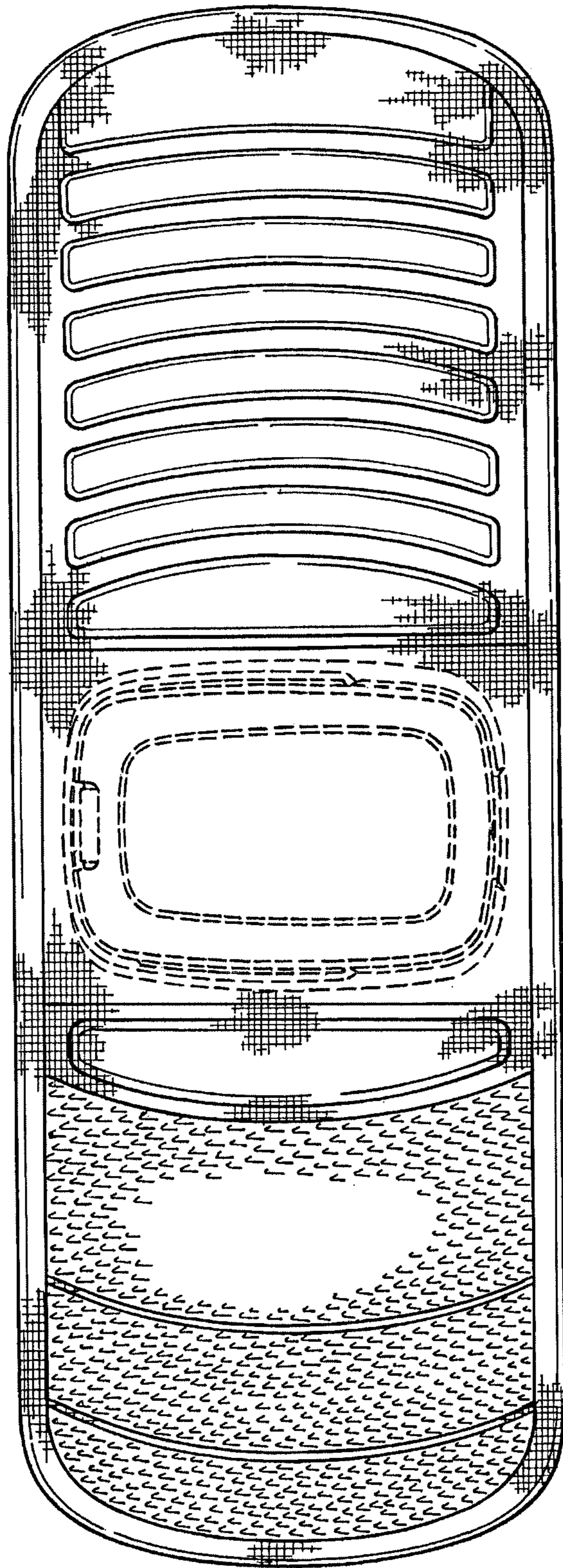


Fig. 2

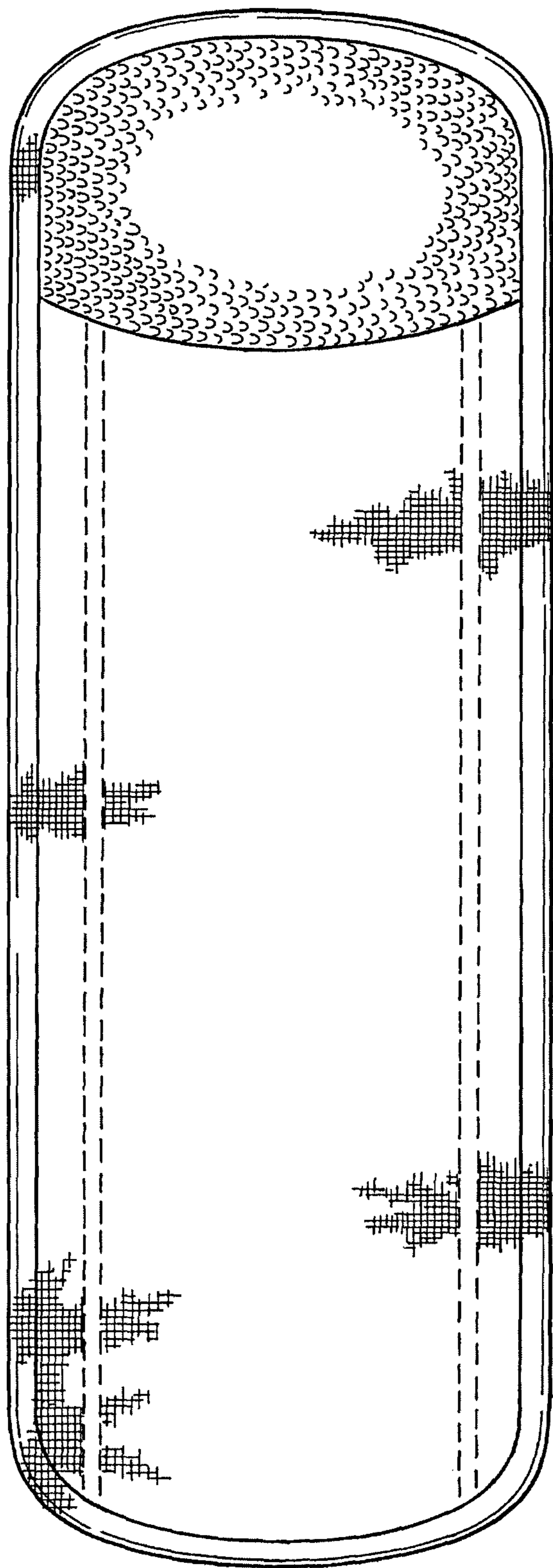


Fig. 3

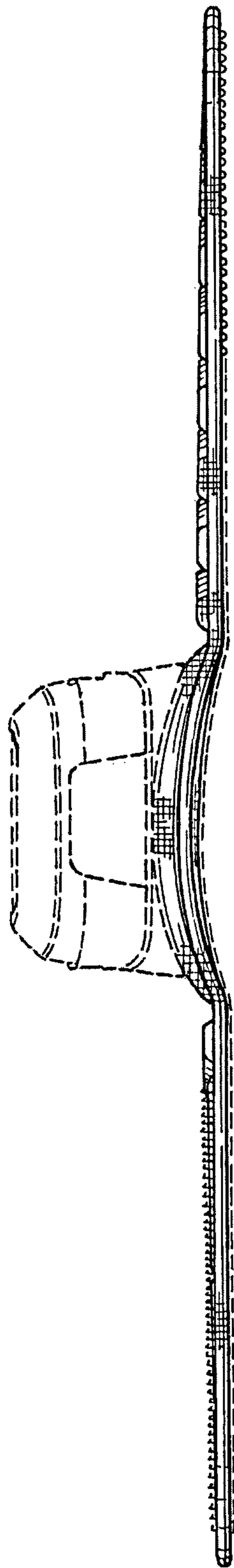


Fig. 4

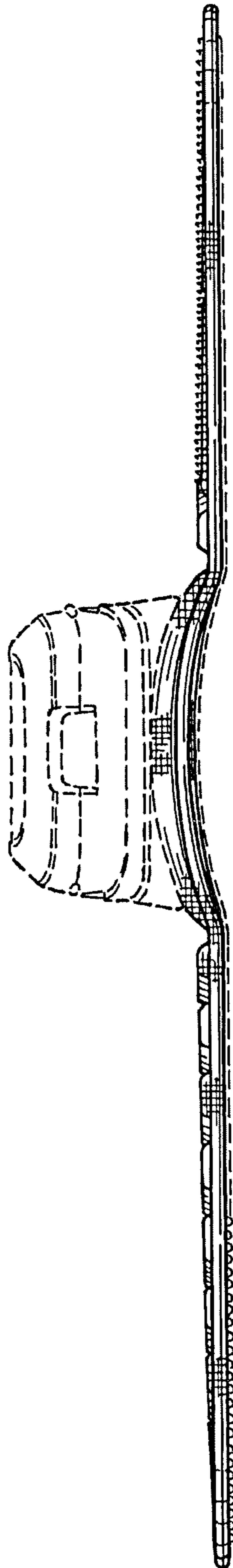


Fig. 5

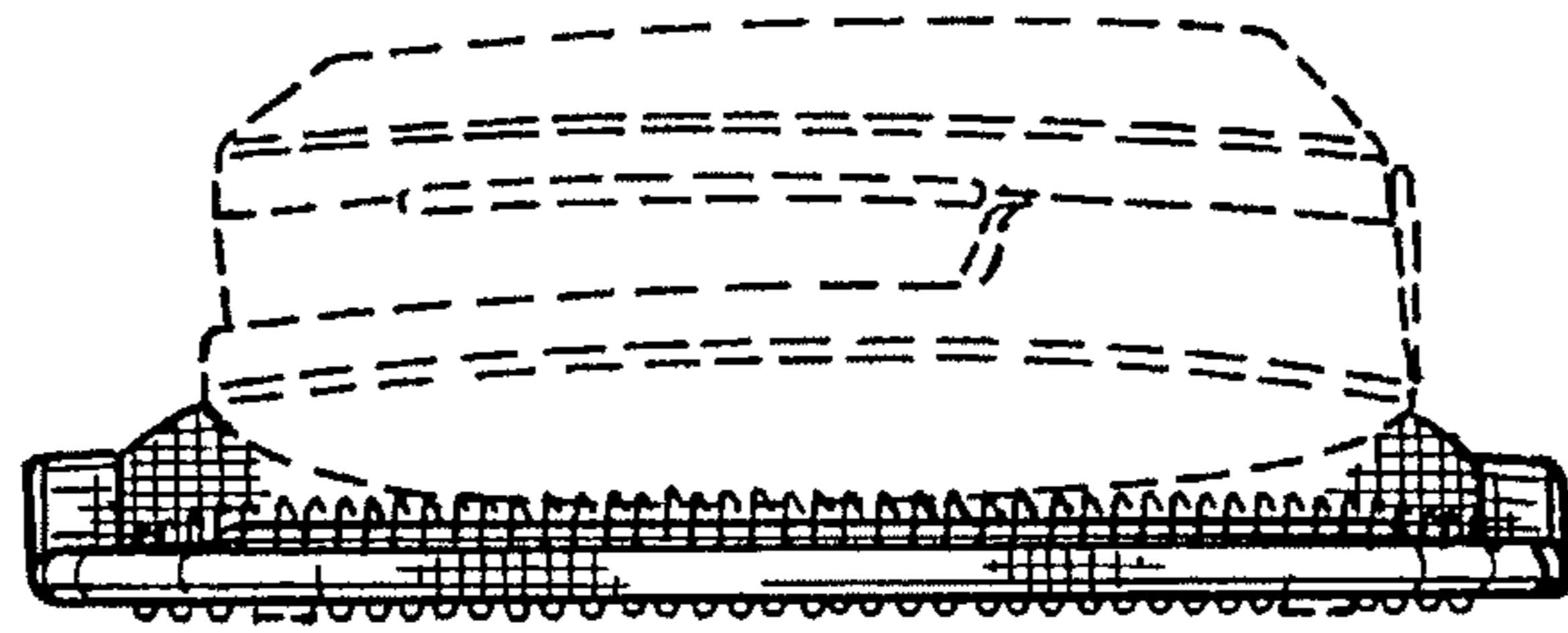


Fig. 6




Fig. 7