



US00D708337S

(12) **United States Design Patent**
Larsén et al.

(10) **Patent No.:** **US D708,337 S**
(45) **Date of Patent:** **** Jul. 1, 2014**

(54) **HANDLE FOR MEDICAL DEVICE**

(71) Applicant: **Aerocrine AB**, Solna (SE)

(72) Inventors: **Per Larsén**, Lidingö (SE); **Hans Peter Starck-Johnson**, Stockholm (SE); **Elisabeth Ramel-Währberg**, Täby (SE); **Heesung Kim**, Stockholm (SE); **David Carfoord**, Bromma (SE); **Kristian Eke**, Stockholm (SE)

(73) Assignee: **Aerocrine AB**, Solna (SE)

(**) Term: **14 Years**

(21) Appl. No.: **29/439,673**

(22) Filed: **Dec. 13, 2012**

(30) **Foreign Application Priority Data**

Jun. 14, 2012 (EM) 002057893

(51) **LOC (10) Cl.** **24-00**

(52) **U.S. Cl.**
USPC **D24/164**

(58) **Field of Classification Search**
USPC D24/107, 170, 187, 142, 164, 110.5,
D24/186, 110, 232, 169, 168, 163, 165, 216,
D24/231, 133, 147; 600/538, 529, 532;
128/204.18, 205.24; 73/23.3, 861.52;
422/84; D10/78, 96, 46, 103; D14/218,
D14/371; D8/315, 83, 107, 300, 303, 307,
D8/311, 316

See application file for complete search history.

(56) **References Cited**

U.S. PATENT DOCUMENTS

D402,179 S	*	12/1998	Scott	D8/107
D411,726 S	*	6/1999	Novak	D8/107
D448,693 S	*	10/2001	Crafoord	D10/103
D451,343 S	*	12/2001	Wentland et al.	D7/395
D462,440 S	*	9/2002	Formanek	D24/133
D511,210 S	*	11/2005	Cardona Burrull	D24/110.5
D530,567 S	*	10/2006	Timm et al.	D7/393

* cited by examiner

Primary Examiner — Caron D Veynar

Assistant Examiner — Rhea Shields

(74) *Attorney, Agent, or Firm* — Renner, Otto, Boisselle & Sklar, LLP

(57) **CLAIM**

The ornamental design for a handle for medical device, as shown and described.

DESCRIPTION

FIG. 1 is a perspective view of a handle for medical device showing the new design.

FIG. 2 is a front view thereof, a rear view thereof being a mirror image of the front view.

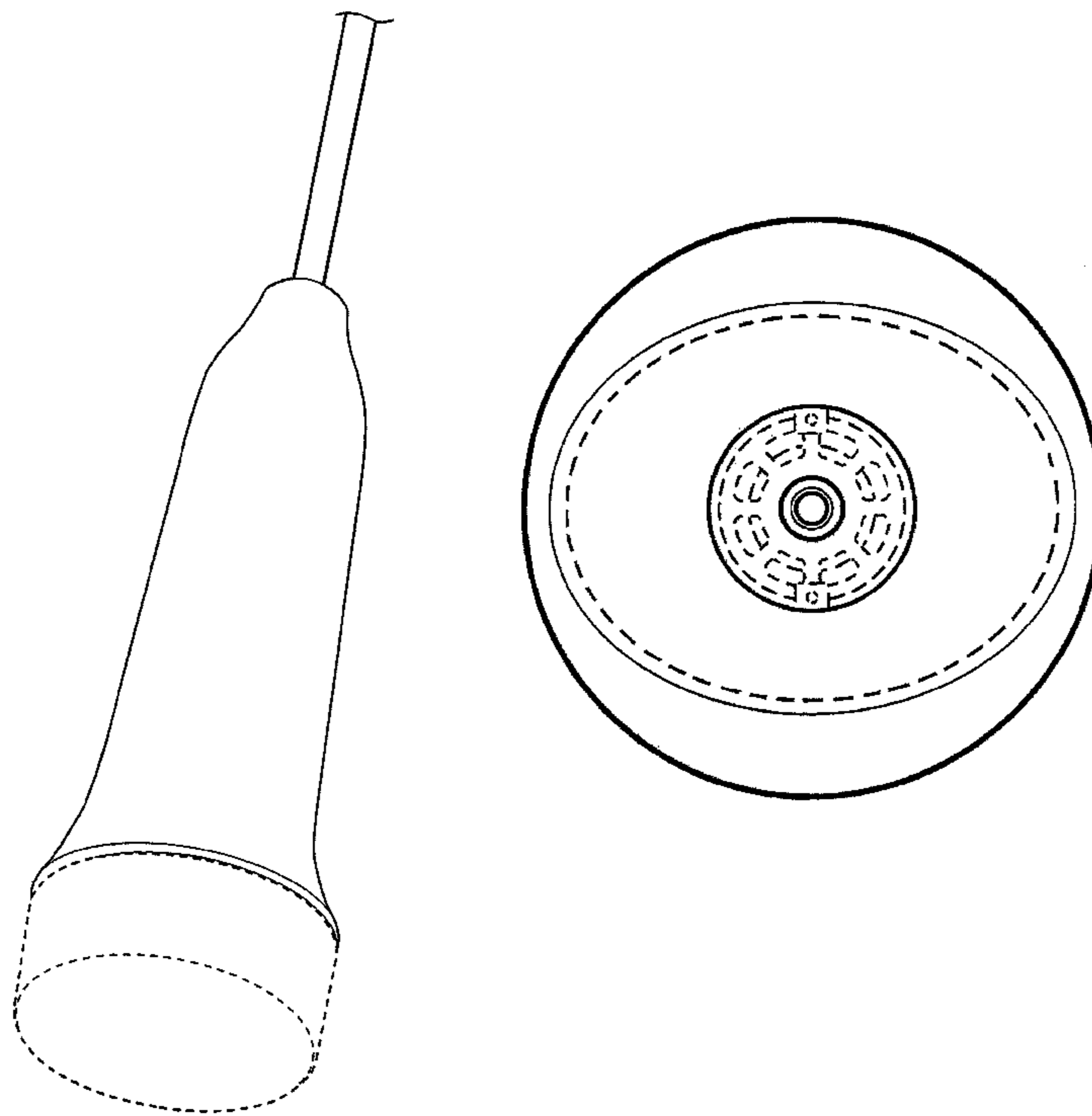
FIG. 3 is a right side view thereof, a left side view thereof being a mirror image of the right side view.

FIG. 4 is a top view thereof; and,

FIG. 5 is a bottom view thereof.

The broken lines in the figures illustrate unclaimed environment only and form no part of the claimed design.

1 Claim, 3 Drawing Sheets



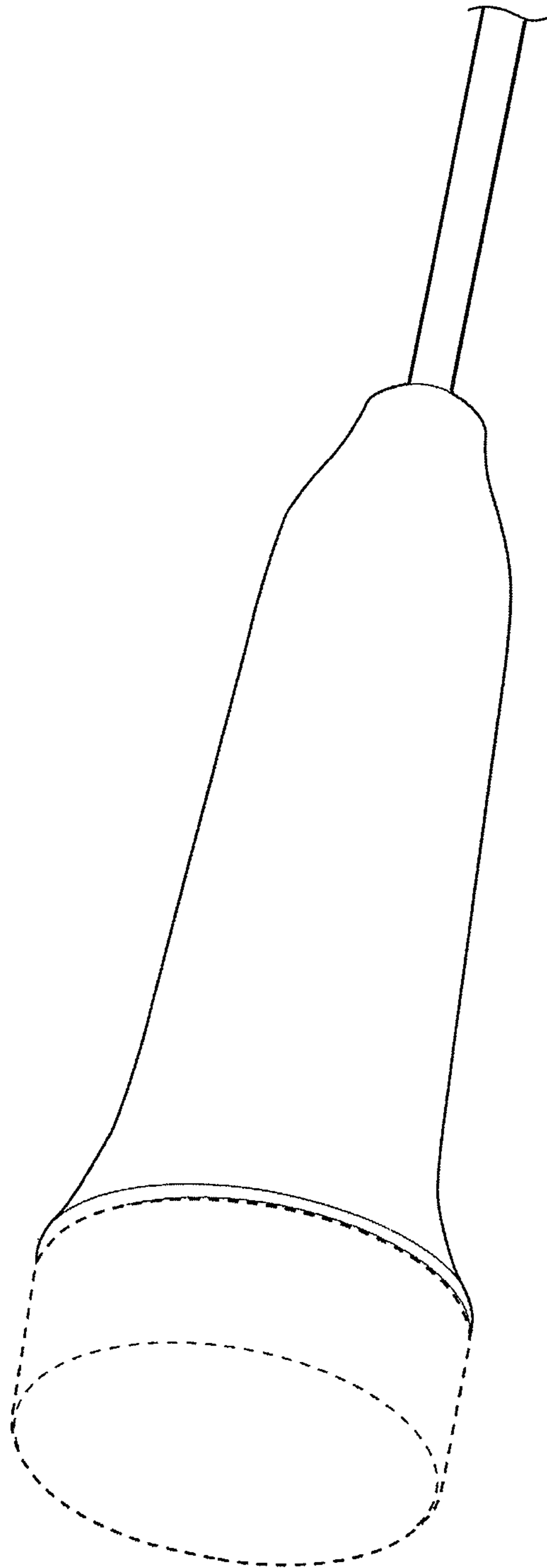


FIG. 1




FIG. 2

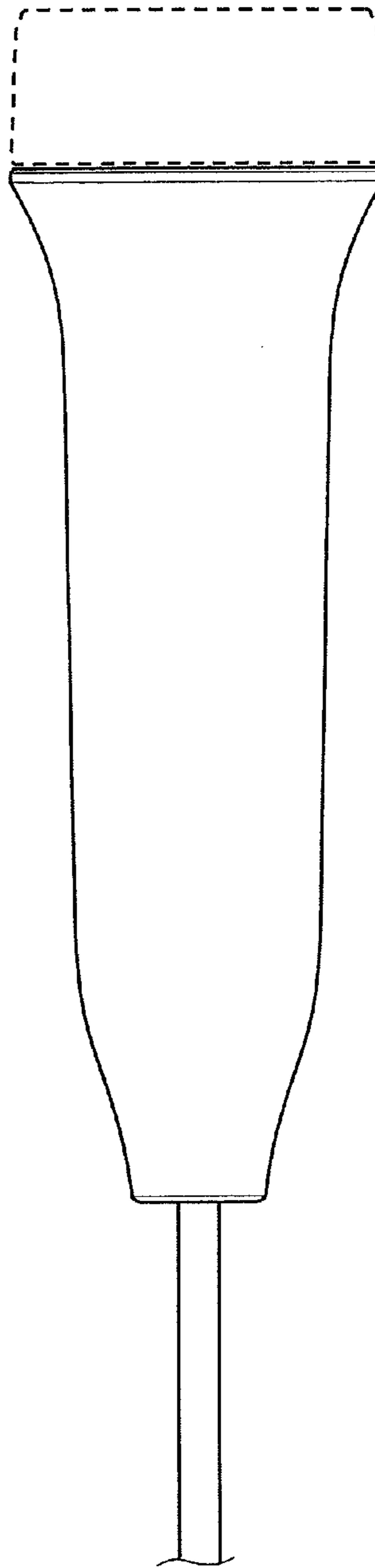


FIG. 3

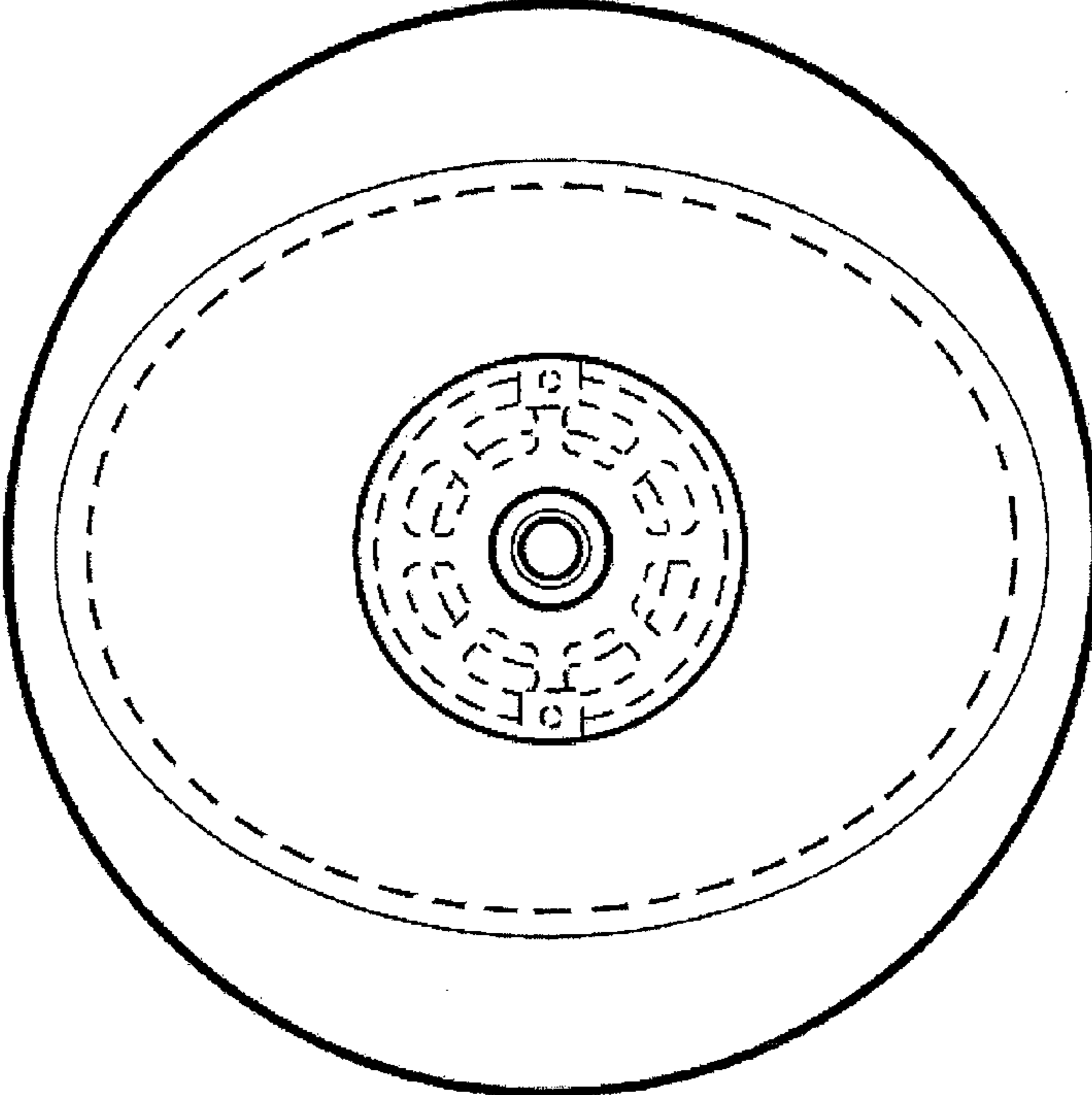


FIG. 4




FIG. 5