



US00D708322S

(12) **United States Design Patent**
Vitaris et al.

(10) **Patent No.:** **US D708,322 S**
(45) **Date of Patent:** **** Jul. 1, 2014**

(54) **CATHETER SECUREMENT DEVICE**

FOREIGN PATENT DOCUMENTS

(71) Applicant: **Covidien LP**, Mansfield, MA (US)

EP 1 719 537 11/2006
GB 1 465 682 2/1977

(72) Inventors: **Ronald F. Vitaris**, Worcester, MA (US); **Anthony Trupiano**, Bradenton, FL (US); **Steven D. King**, Bridgewater, NY (US); **Brian Dowd**, Dedham, MA (US); **David Parsons**, Mansfield, MA (US)

(Continued)

OTHER PUBLICATIONS

International Search Report dated Nov. 30, 2009 in PCT/US2009/058909.

(Continued)

(73) Assignee: **Covidien LP**, Mansfield, MA (US)

Primary Examiner — David Muller

(**) Term: **14 Years**

(57) **CLAIM**

The ornamental design for a catheter securement device, as shown and described.

(21) Appl. No.: **29/462,292**

DESCRIPTION

(22) Filed: **Aug. 1, 2013**

Related U.S. Application Data

(63) Continuation of application No. 12/568,789, filed on Sep. 29, 2009.

(51) **LOC (10) Cl.** **24-02**

(52) **U.S. Cl.**
USPC **D24/128**

(58) **Field of Classification Search**
USPC D24/127-130, 112-114; 604/263, 264, 604/162, 268, 164.08, 174-180; 128/DIG. 26; D8/354, 356, 355, 394
See application file for complete search history.

FIG. 1 is a perspective view of a catheter securement device in accordance with an embodiment of the present design; FIG. 2 is a bottom perspective view of the securement device of FIG. 1; FIG. 3 is a top plan view of the securement device of FIG. 1; FIG. 4 is a bottom plan view of the securement device of FIG. 1; FIG. 5 is a back elevational view of the securement device of FIG. 1; FIG. 6 is a front elevational view of the securement device of FIG. 1; FIG. 7 is a left-side elevational view of the securement device of FIG. 1; FIG. 8 is a right-side elevational view of the securement device of FIG. 1; FIG. 9 is a perspective view of the securement device of FIG. 1 with a catheter shown in dashed lines within a recess; and, FIG. 10 is a perspective view the securement device positioned on an arm of a patient with a catheter in accordance with an embodiment of the present design. The elements shown in dashed lines form no part of the claimed design.

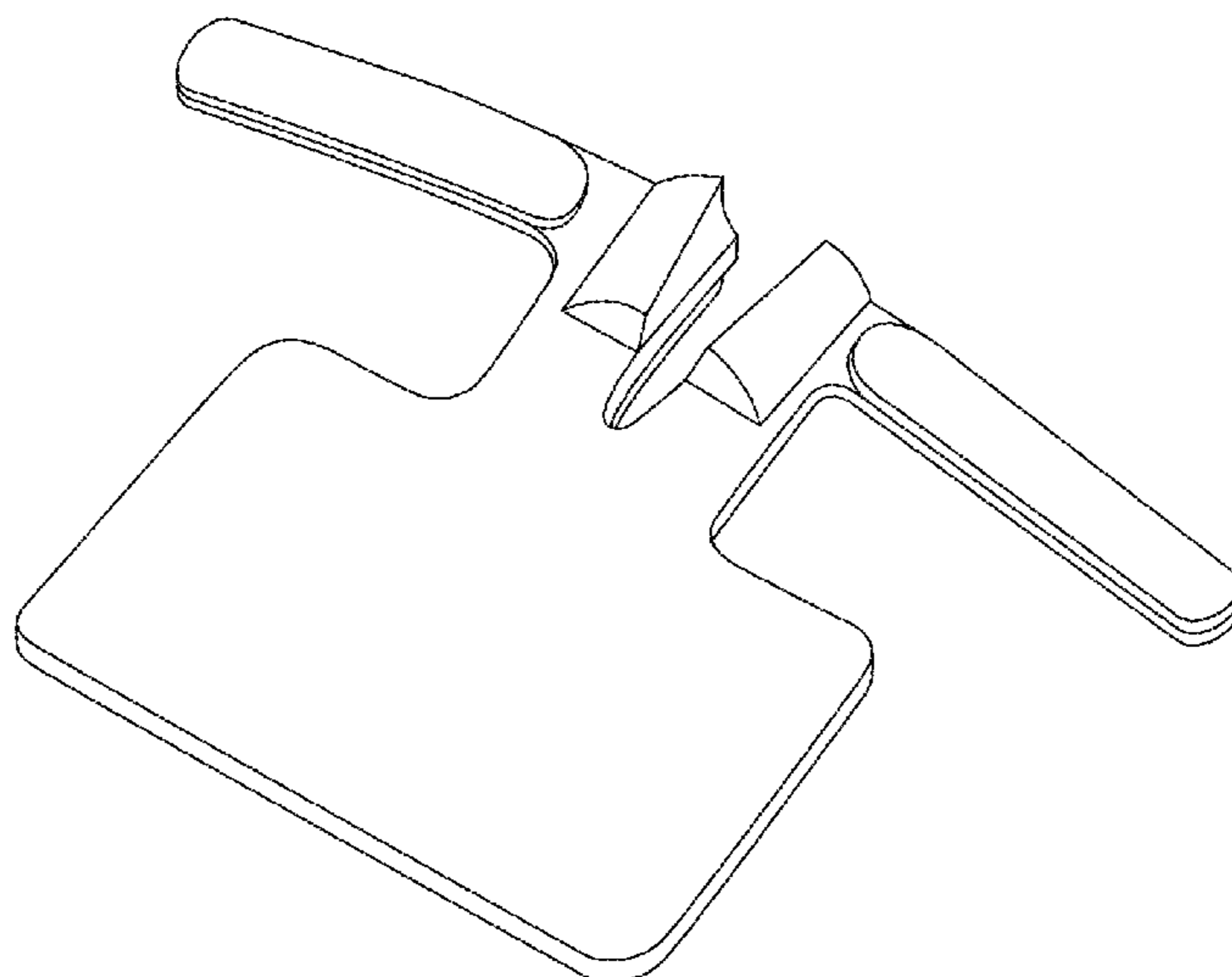
(56) **References Cited**

U.S. PATENT DOCUMENTS

4,224,937 A 9/1980 Gordon
D258,387 S * 2/1981 De Frank D24/128

(Continued)

1 Claim, 4 Drawing Sheets



(56)

References Cited

U.S. PATENT DOCUMENTS

4,250,880 A 2/1981 Gordon
 4,397,647 A 8/1983 Gordon
 4,449,975 A 5/1984 Perry
 4,460,356 A 7/1984 Moseley
 4,490,141 A 12/1984 Lacko et al.
 4,527,559 A 7/1985 Roxburg et al.
 4,563,177 A 1/1986 Kamen
 D290,041 S * 5/1987 Scott D24/128
 4,678,462 A 7/1987 Vaillancourt
 4,698,057 A 10/1987 Joishy
 4,737,143 A 4/1988 Russell
 4,826,486 A 5/1989 Palsrok
 4,863,432 A 9/1989 Kvalo
 4,898,587 A 2/1990 Mera
 4,976,698 A 12/1990 Stokley
 5,084,026 A 1/1992 Shapiro
 5,215,532 A 6/1993 Atkinson
 5,300,037 A 4/1994 Delk et al.
 5,306,256 A 4/1994 Jose
 5,314,411 A 5/1994 Bierman et al.
 5,344,415 A 9/1994 DeBusk
 5,354,282 A 10/1994 Bierman
 5,372,589 A 12/1994 Davis
 5,380,294 A 1/1995 Persson
 5,413,562 A 5/1995 Swauger
 D362,064 S * 9/1995 Smick D24/130
 D377,831 S * 2/1997 Bierman D24/127
 5,685,859 A 11/1997 Kornerup
 5,810,781 A 9/1998 Bierman
 5,833,667 A 11/1998 Bierman
 5,885,254 A 3/1999 Matyas
 5,897,519 A 4/1999 Shesol et al.
 5,947,931 A 9/1999 Bierman
 6,113,577 A 9/2000 Hakky et al.
 D433,503 S * 11/2000 Powers et al. D24/112
 6,231,548 B1 5/2001 Bassett
 6,273,873 B1 8/2001 Fleischer
 6,290,676 B1 9/2001 Bierman

6,302,867 B1 10/2001 Brown, Jr. et al.
 6,311,933 B1 11/2001 Starchevich
 D457,240 S * 5/2002 Islava D24/130
 6,428,515 B1 8/2002 Bierman et al.
 6,582,403 B1 6/2003 Bierman et al.
 6,673,046 B2 1/2004 Bierman et al.
 D503,977 S * 4/2005 Bierman D24/128
 7,014,627 B2 3/2006 Bierman
 7,018,362 B2 3/2006 Bierman et al.
 D528,206 S * 9/2006 Bierman D24/128
 7,119,247 B2 10/2006 Worthley
 7,153,291 B2 12/2006 Bierman
 7,220,246 B2 5/2007 Raulerson et al.
 D547,862 S * 7/2007 Dikeman et al. D24/128
 D552,732 S * 10/2007 Bierman et al. D24/128
 D569,506 S * 5/2008 Dikeman et al. D24/128
 7,413,561 B2 8/2008 Raulerson et al.
 7,491,190 B2 2/2009 Bierman et al.
 7,563,251 B2 7/2009 Bierman et al.
 7,806,873 B2 10/2010 Dikeman et al.
 7,867,201 B2 1/2011 Huet
 7,922,697 B2 4/2011 Beran
 8,016,793 B2 9/2011 Wright et al.
 8,100,862 B2 1/2012 Bierman
 D673,266 S * 12/2012 Tufts et al. D24/128
 D678,520 S * 3/2013 Marcoe D24/128
 8,500,698 B2 8/2013 Kyvik et al.
 2008/2008801 8/2008 Kyvik et al.

FOREIGN PATENT DOCUMENTS

WO WO 92/12757 8/1992
 WO WO 98/10823 3/1998
 WO WO 98/15312 4/1998
 WO WO 99/55410 11/1999

OTHER PUBLICATIONS

European Examination Report dated Sep. 23, 2013 in European Application No. 09 818 392.

* cited by examiner

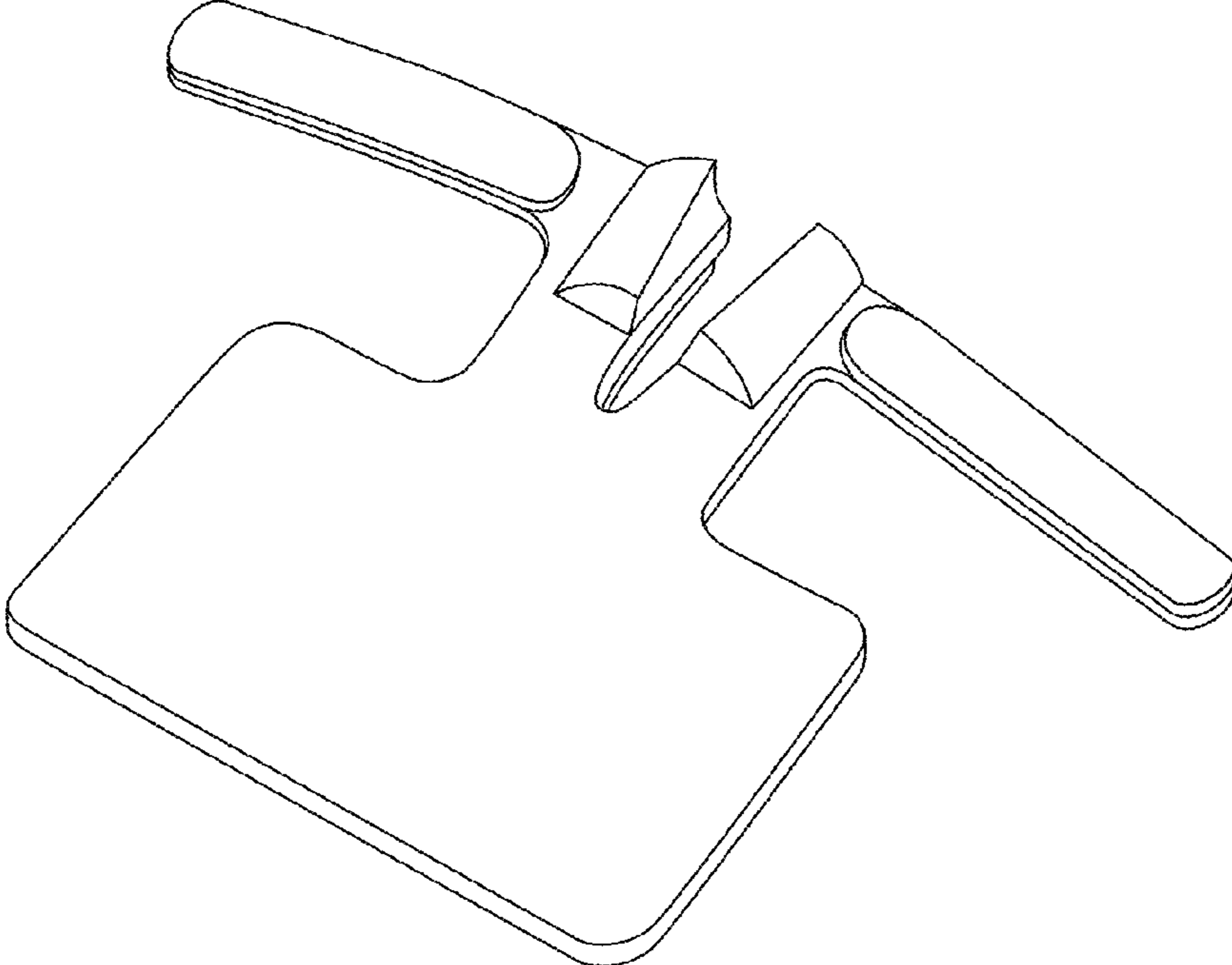


FIG. 1

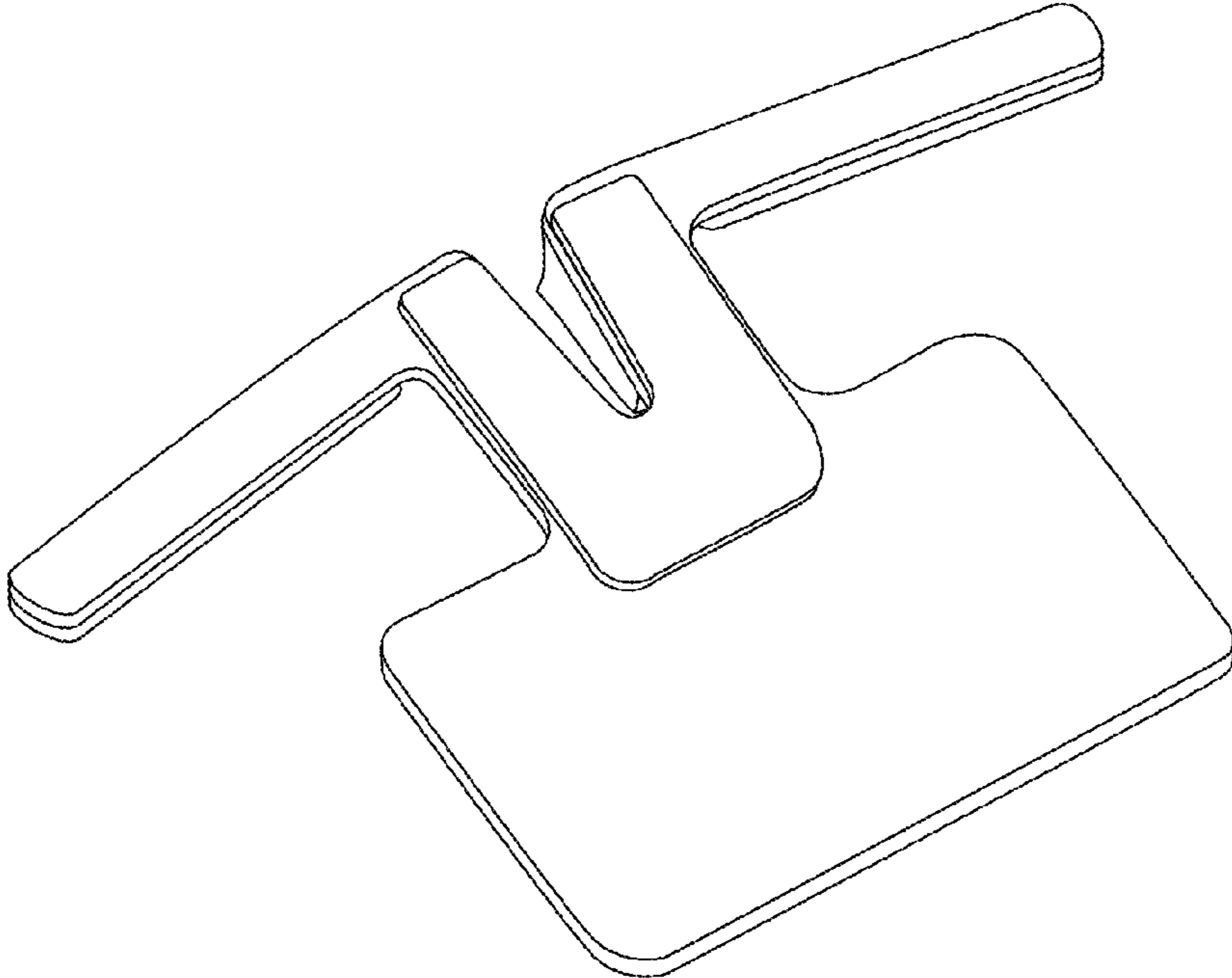


FIG. 2

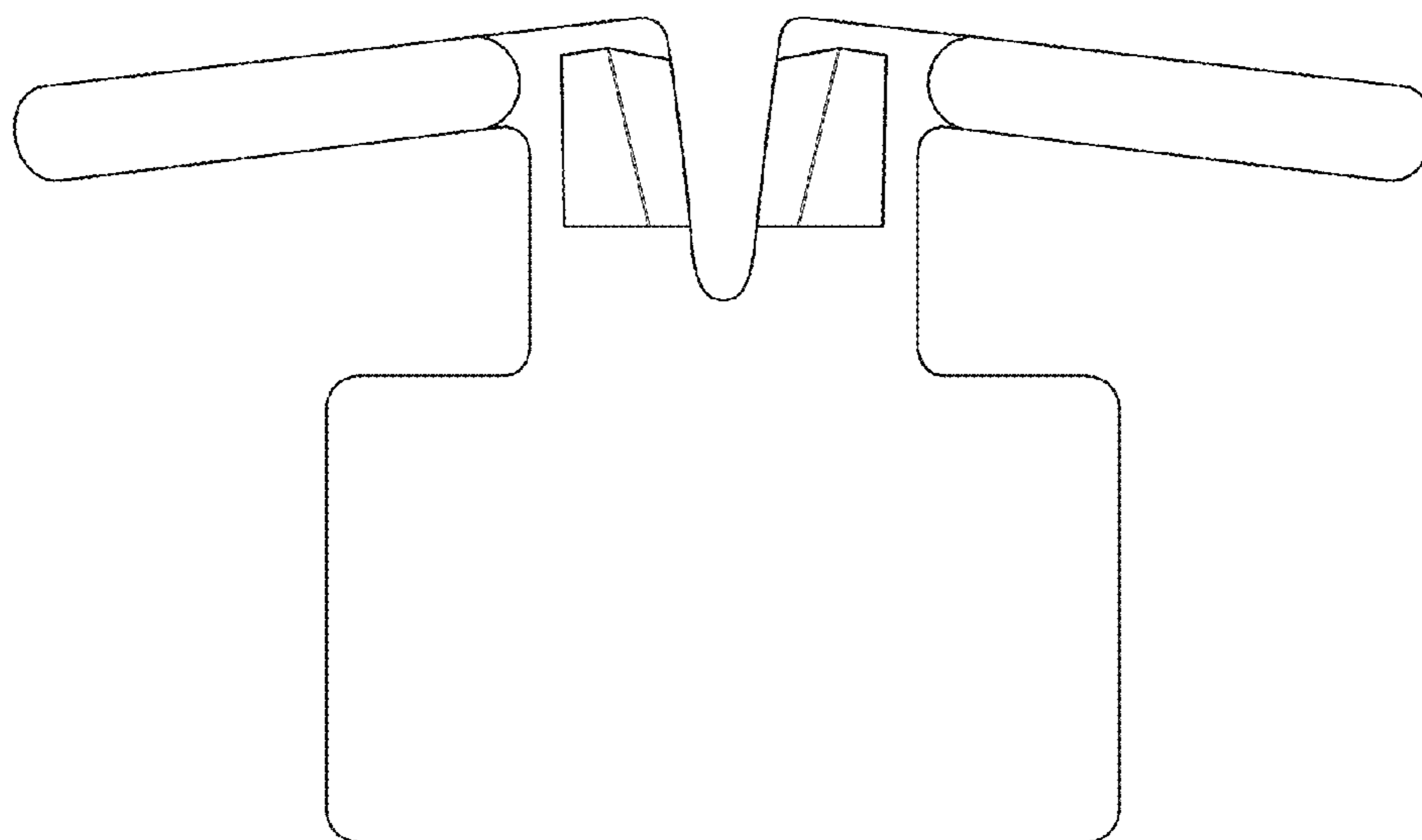


FIG. 3

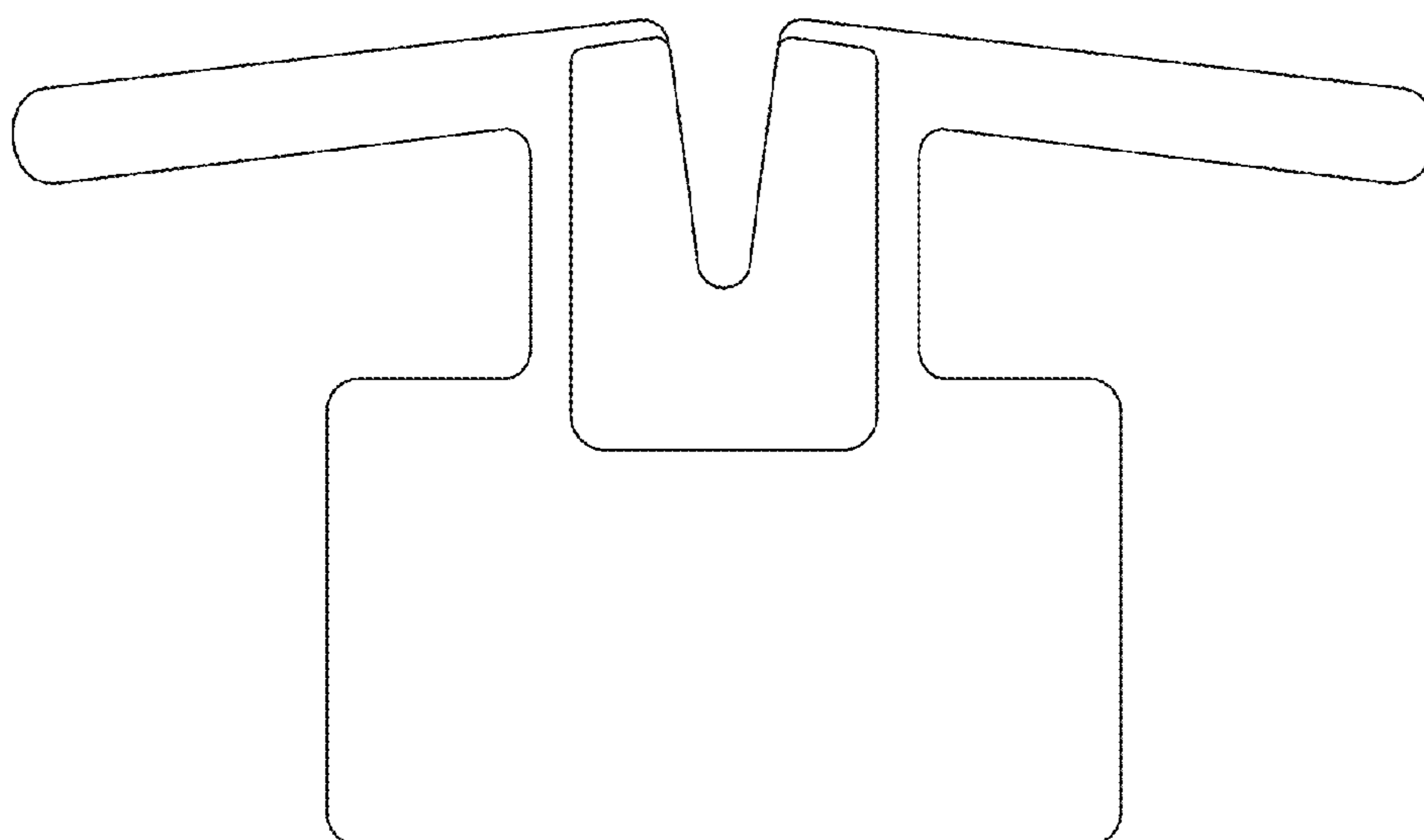


FIG. 4

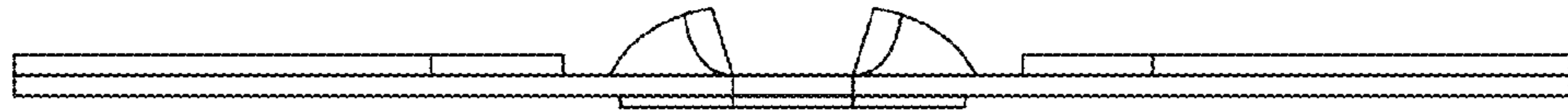


FIG. 5




FIG. 6

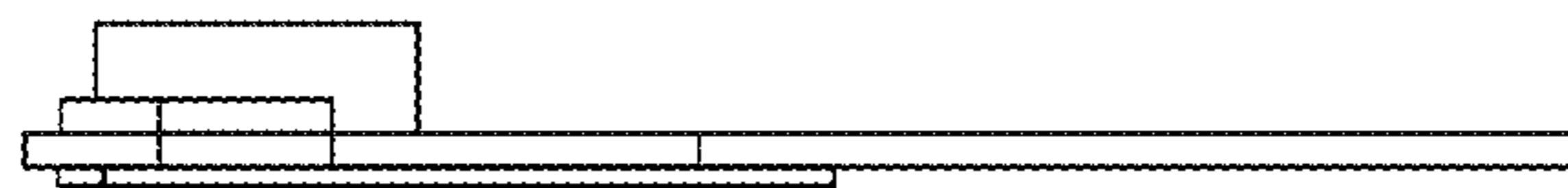


FIG. 7




FIG. 8

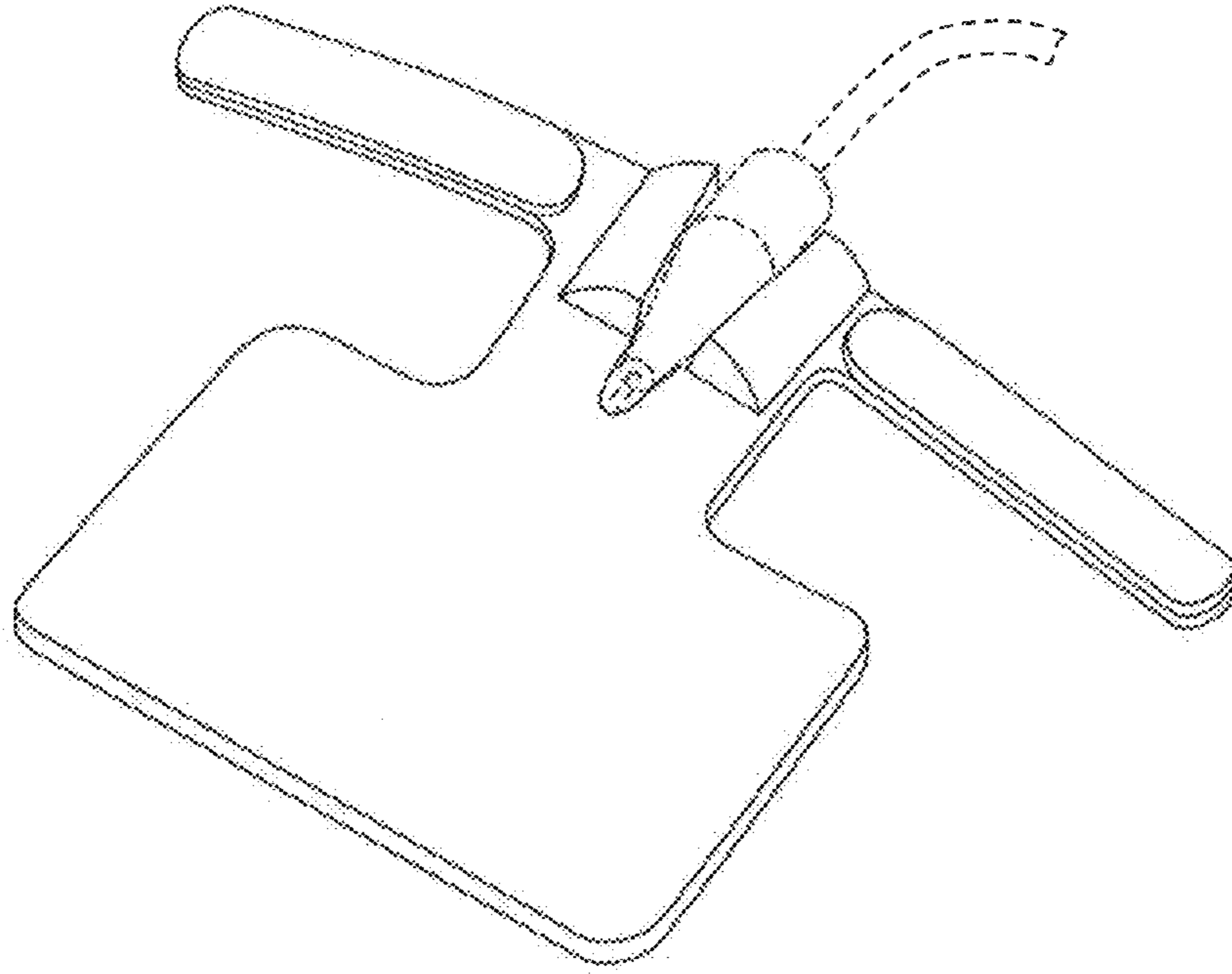


FIG. 9

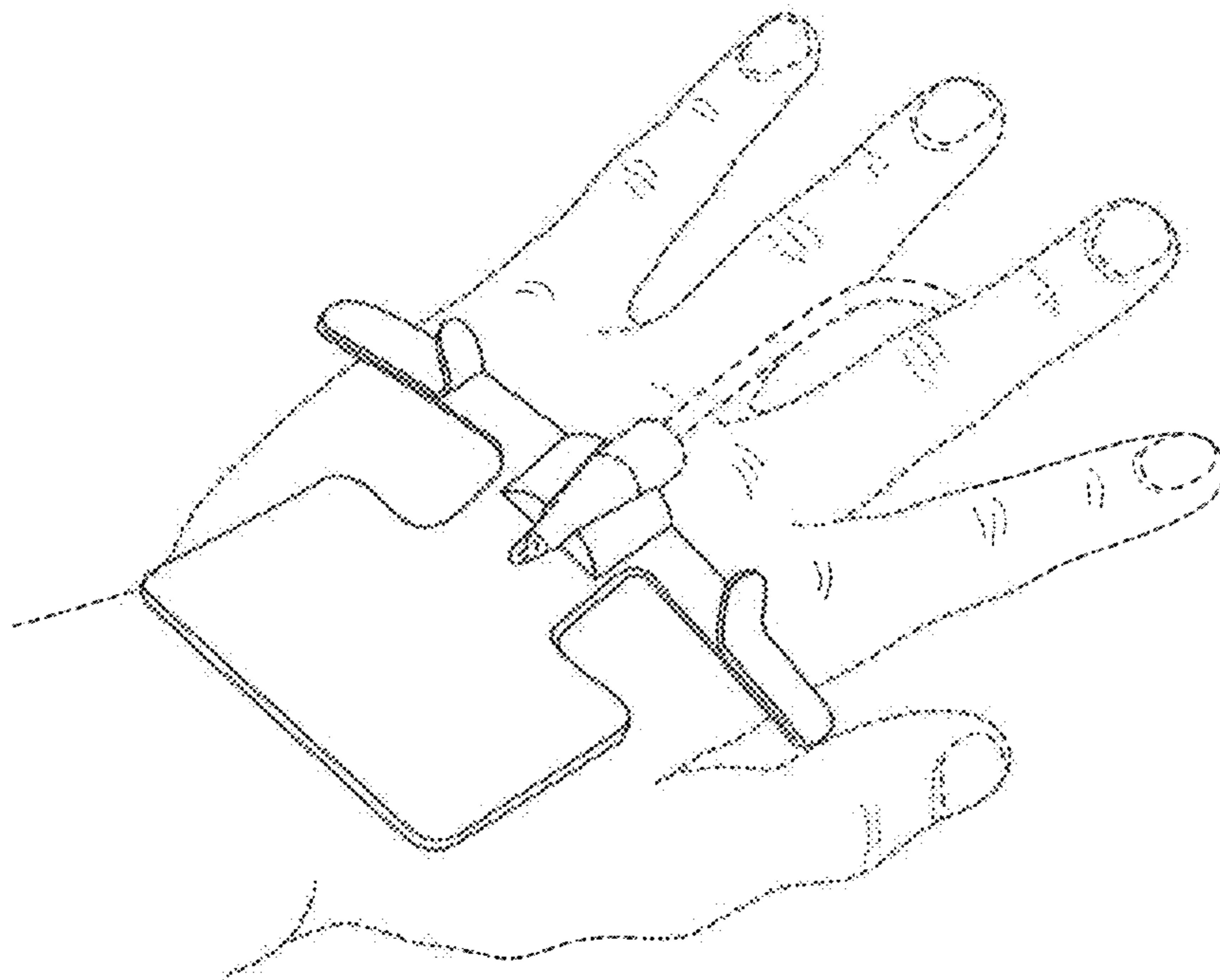


FIG. 10