



US00D708316S

(12) **United States Design Patent**  
**Bertinetti et al.**

(10) **Patent No.:** **US D708,316 S**  
(45) **Date of Patent:** **\*\* Jul. 1, 2014**

(54) **POSITIVE AIRWAY PRESSURE DELIVERY  
DEVICE AND HUMIDIFIER**

(75) Inventors: **Mark Bertinetti**, Ermington (AU);  
**Perry Lithgow**, Moruya (AU); **Rohan  
Neil Primrose**, Villawood (AU); **Phoebe  
Katherine Hill**, Roseville (AU);  
**Richard Llewelyn Jones**, Hornsby  
Heights (AU); **Dimitri Marco Maurer**,  
Umina (AU); **Alexander Virr**, Mangrove  
Mountain (AU); **Henri Spaile**, Mascot  
(AU); **Nicholas Andrew Earl**, Royston  
(GB); **Mark Armstrong**, Mascot (AU);  
**Justin Peter Wagemakers**, Mascot  
(AU); **Kenneth Lam**, Mascot (AU); **Ian  
Malcolm Smith**, Westleigh (AU)

(73) Assignee: **ResMed Limited**, Bella Vista (AU)

(\*\*) Term: **14 Years**

(21) Appl. No.: **29/417,215**

(22) Filed: **Mar. 30, 2012**

**Related U.S. Application Data**

(63) Continuation of application No. 29/309,086, filed on  
Jun. 19, 2008, now Pat. No. Des. 659,235.

(51) **LOC (10) Cl.** ..... **29-02**

(52) **U.S. Cl.**  
USPC ..... **D24/110**

(58) **Field of Classification Search**  
USPC ..... D24/110, 164; D23/356, 358;  
128/200.16, 200.18, 200.22, 200.23,  
128/200.24, 202.22, 202.27, 203.12,  
128/203.16, 203.17, 203.26, 203.27,  
128/204.14, 204.18, 204.23

See application file for complete search history.

(56) **References Cited**

**U.S. PATENT DOCUMENTS**

5,673,687 A \* 10/1997 Dobson et al. .... 128/204.14  
D421,298 S 2/2000 Kenyon et al.

D427,675 S 7/2000 Hansel  
D467,335 S 12/2002 Lithgow et al.  
D468,011 S \* 12/2002 Lynch et al. .... D24/110  
D476,077 S 6/2003 Lithgow et al.

(Continued)

**FOREIGN PATENT DOCUMENTS**

WO WO 2007/045017 4/2007

**OTHER PUBLICATIONS**

Bertinetti et al., U.S. Appl. No. 29/309,086, filed Jun. 19, 2008  
(parent application).

*Primary Examiner* — Wan Laymon

(74) *Attorney, Agent, or Firm* — Nixon & Vanderhye, P.C.

(57) **CLAIM**

The ornamental design for a positive airway pressure delivery  
device and humidifier, as shown and described.

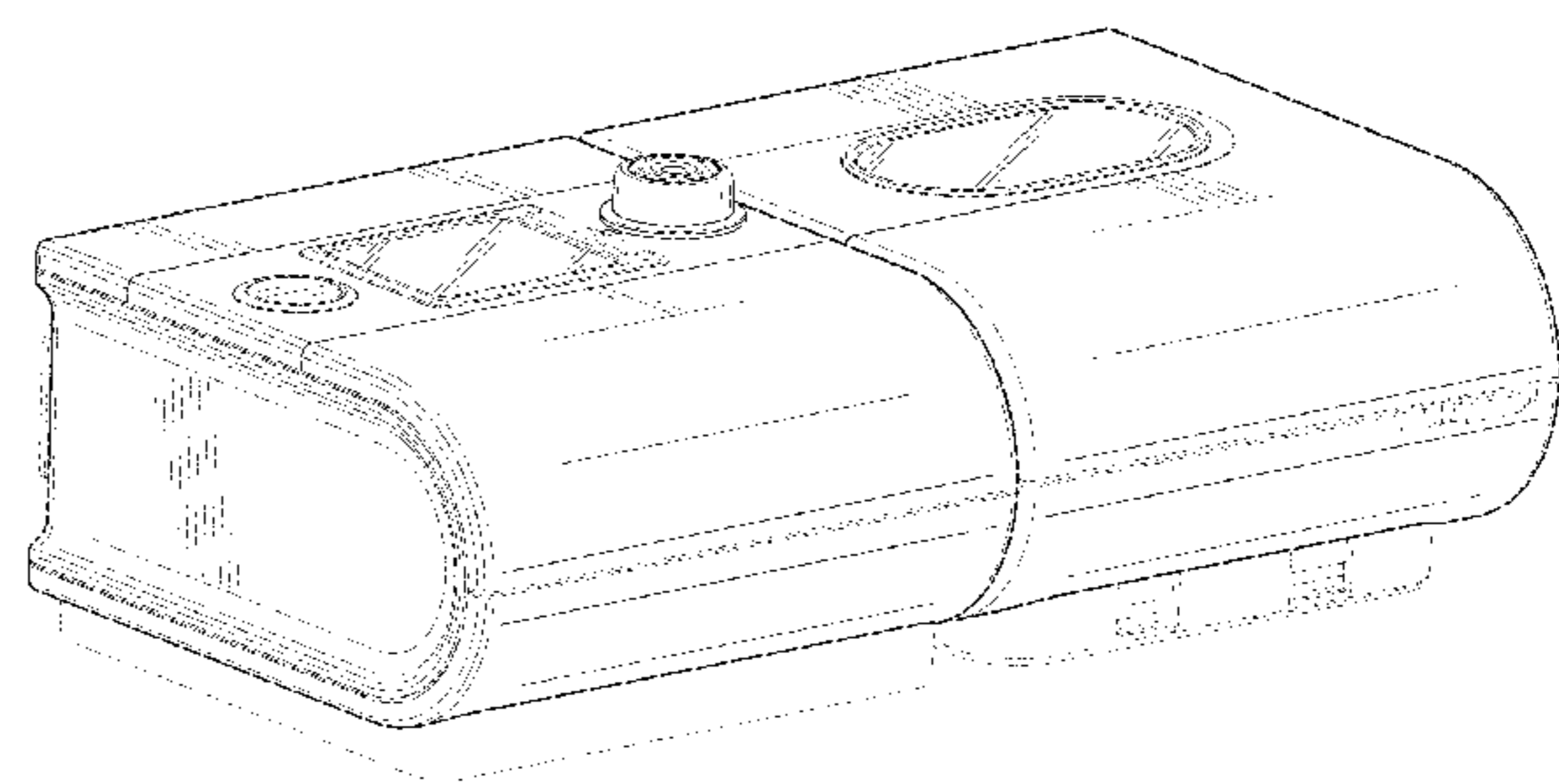
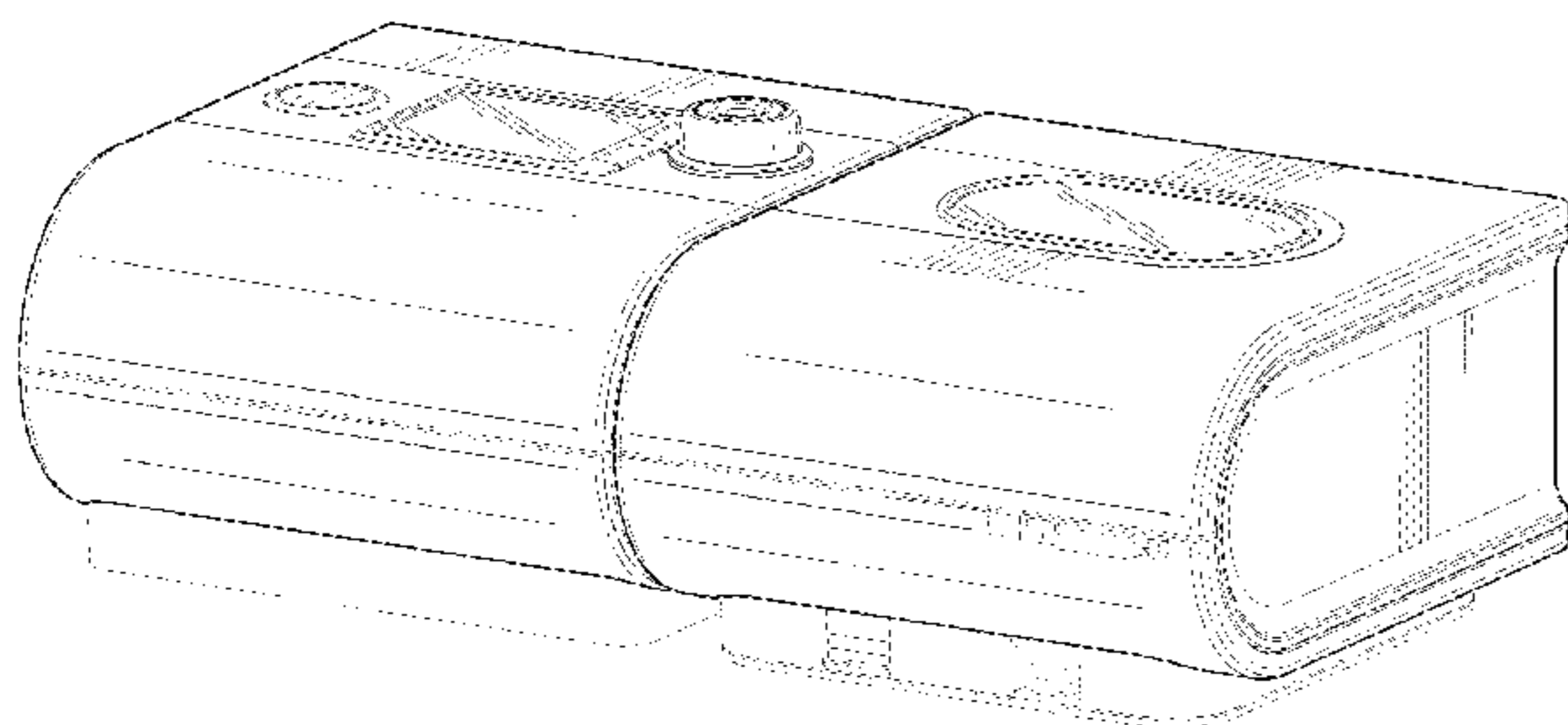
**DESCRIPTION**

FIG. 1 is a perspective view of a positive airway pressure  
delivery device and humidifier according to our new orna-  
mental design;  
FIG. 2 is a reverse perspective view thereof;  
FIG. 3 is a front view thereof;  
FIG. 4 is a rear view thereof;  
FIG. 5 is a top view thereof;  
FIG. 6 is a left side view thereof; and,  
FIG. 7 is a right side view thereof.

The omission of the bottom view is intended to convey that  
the element(s) depicted is/are plain and unornamented in that  
omitted view, or that the particular ornamental appearance in  
that view is simply not claimed.

The broken lines shown in the figures represent portions of  
the positive airway pressure delivery device and humidifier  
that form no part of the claimed design.

**1 Claim, 6 Drawing Sheets**



(56)

**References Cited**

U.S. PATENT DOCUMENTS

D477,868 S 7/2003 Lithgow et al.  
D487,311 S 3/2004 Lithgow et al.  
D493,520 S 7/2004 Bertinetti et al.  
D493,884 S 8/2004 Virr et al.  
D497,203 S 10/2004 Lithgow et al.  
D503,796 S 4/2005 Lithgow et al.  
D544,598 S 6/2007 Lithgow et al.  
D560,795 S 1/2008 Lithgow et al.  
D570,473 S 6/2008 Hamaguchi et al.

D585,131 S 1/2009 Trevor-Wilson et al.  
D585,540 S 1/2009 Lithgow et al.  
D602,585 S 10/2009 Blackwell et al.  
2007/0023045 A1 2/2007 Kwok et al.  
2008/0072900 A1 3/2008 Kenyon et al.  
2009/0223514 A1 9/2009 Smith et al.  
2010/0307498 A1\* 12/2010 Jones et al. .... 128/204.21  
2011/0017212 A1 1/2011 Kenyon et al.  
2011/0023877 A1 2/2011 Kenyon et al.  
2011/0155132 A1\* 6/2011 Virr et al. .... 128/203.26  
2013/0008440 A1\* 1/2013 Maurer et al. .... 128/203.12  
2013/0239960 A1\* 9/2013 Bertinetti et al. .... 128/202.22

\* cited by examiner

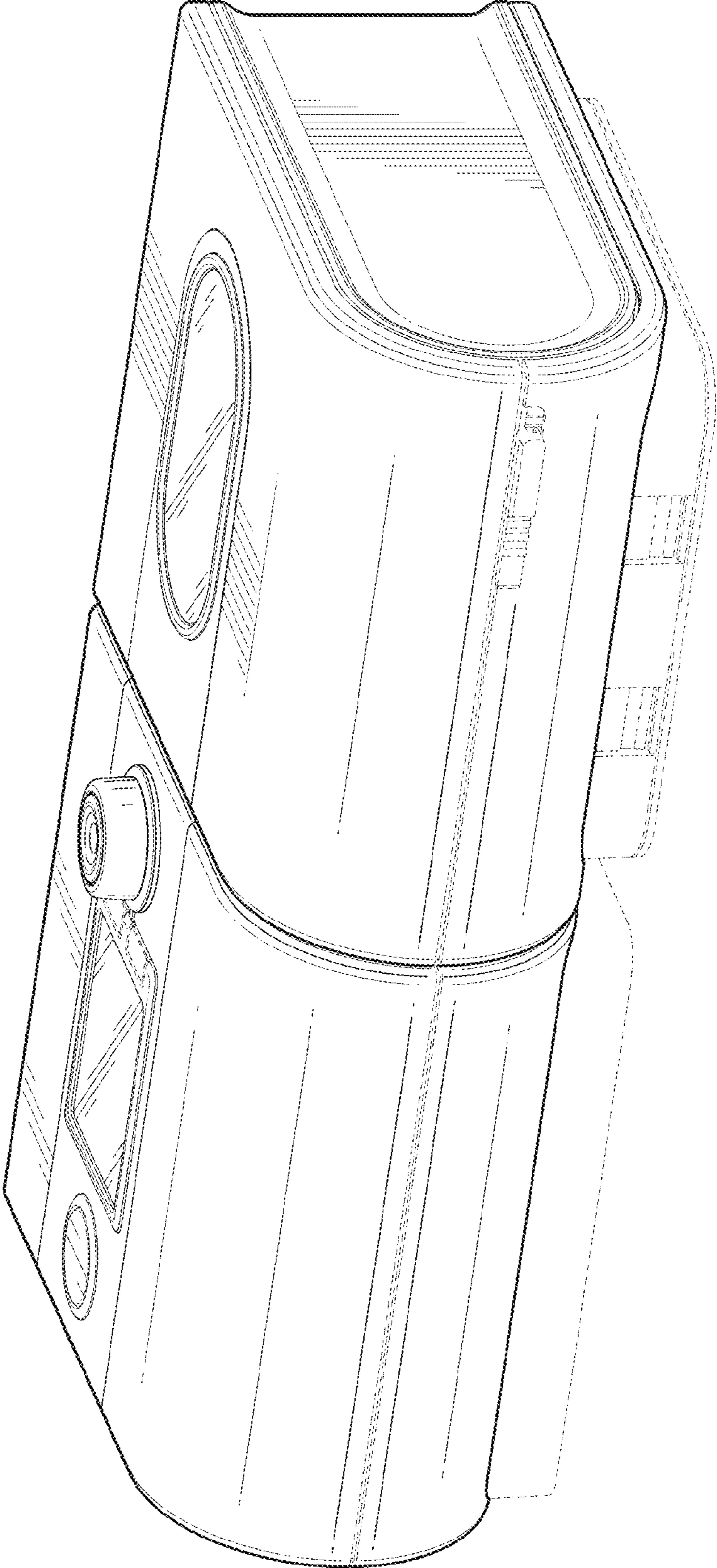


Fig. 1

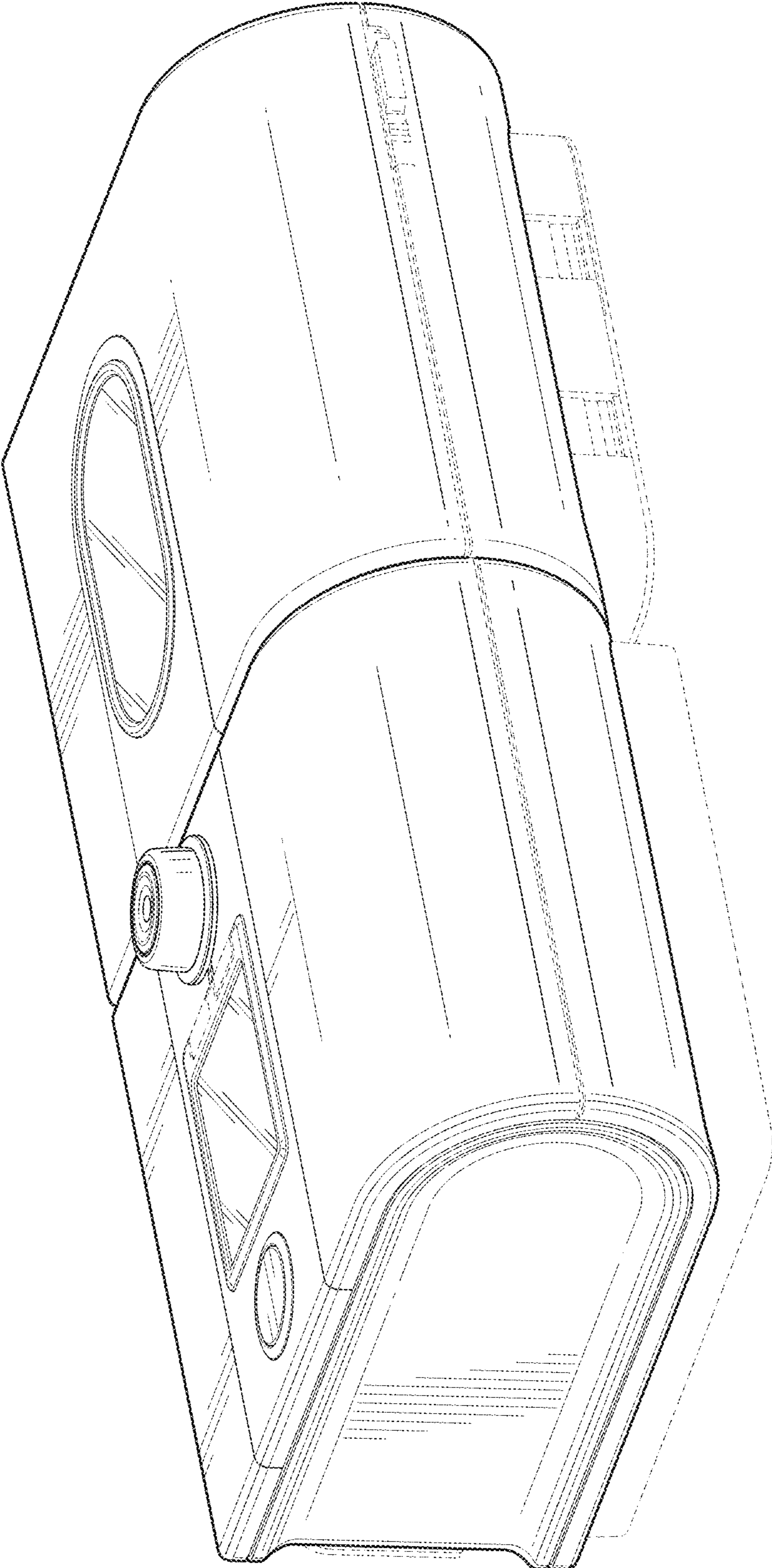


Fig. 2

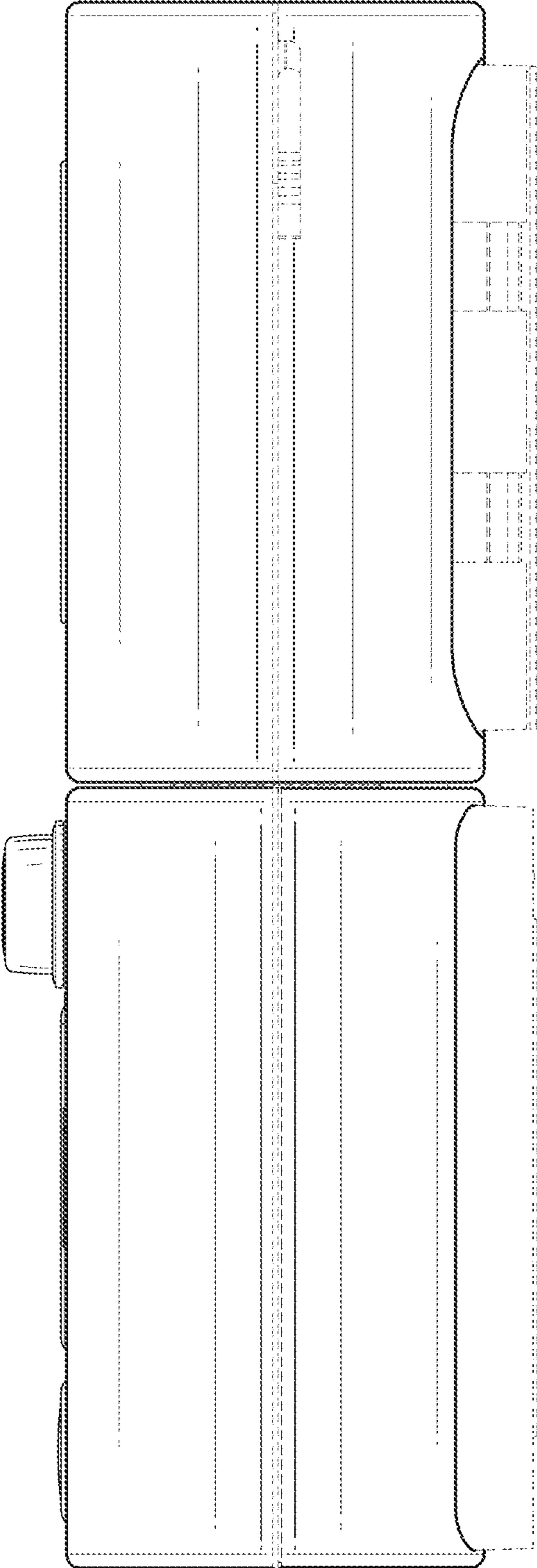


Fig. 3

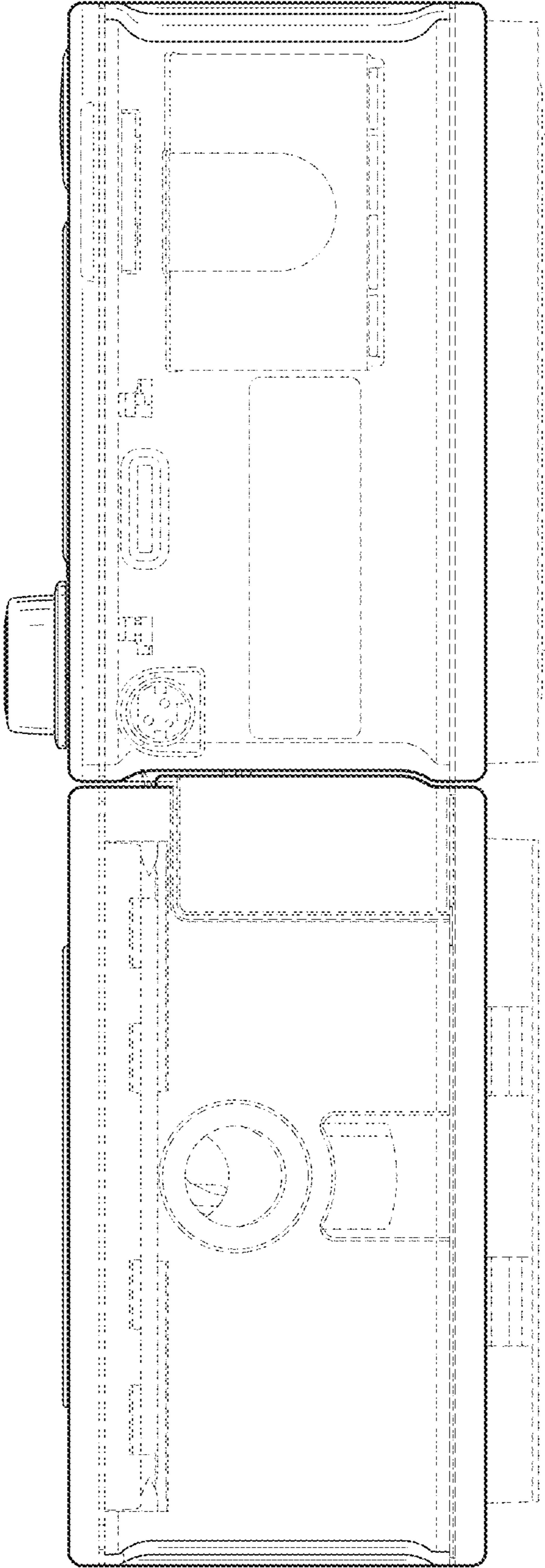


Fig. 4

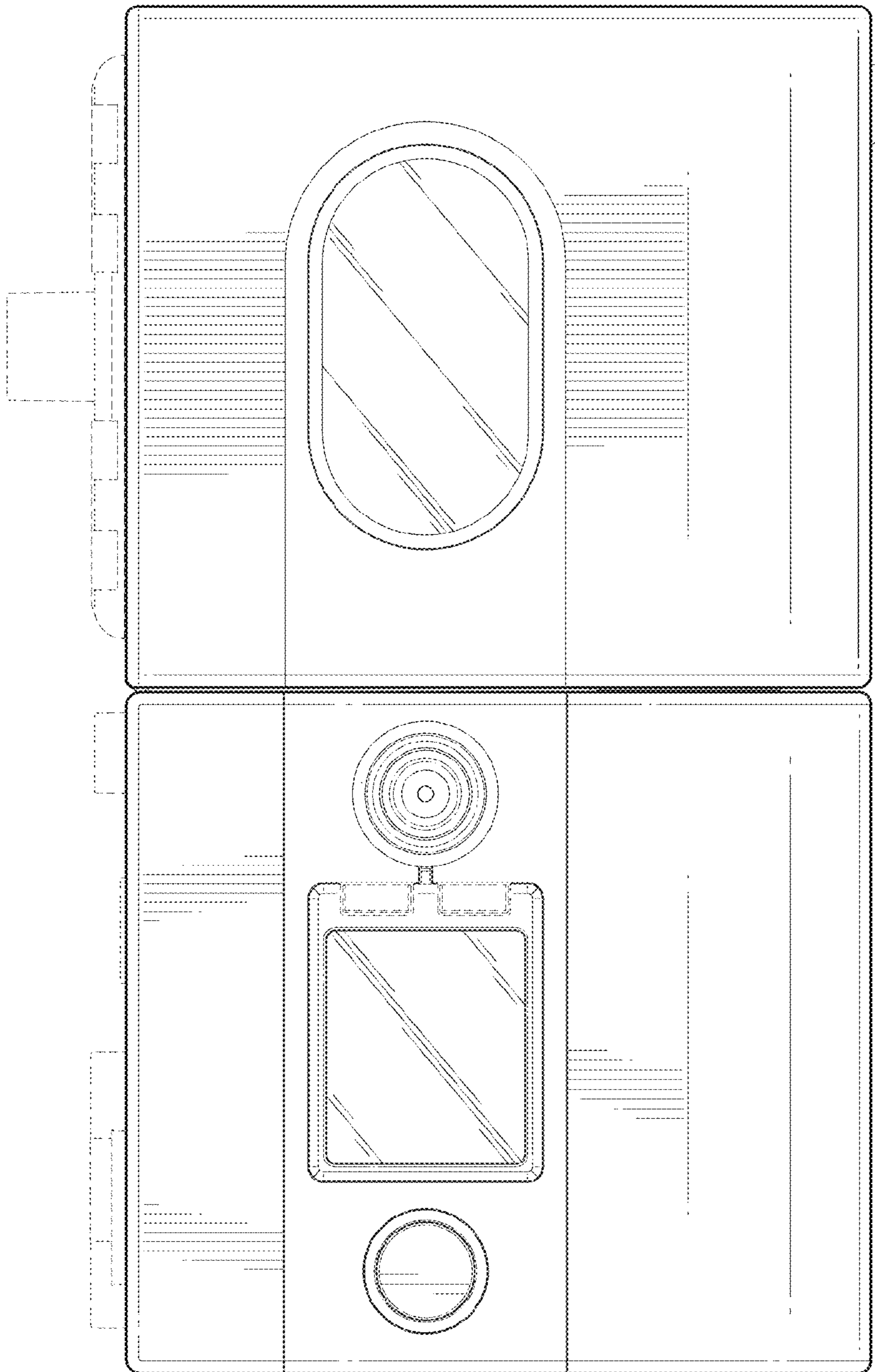


Fig. 5

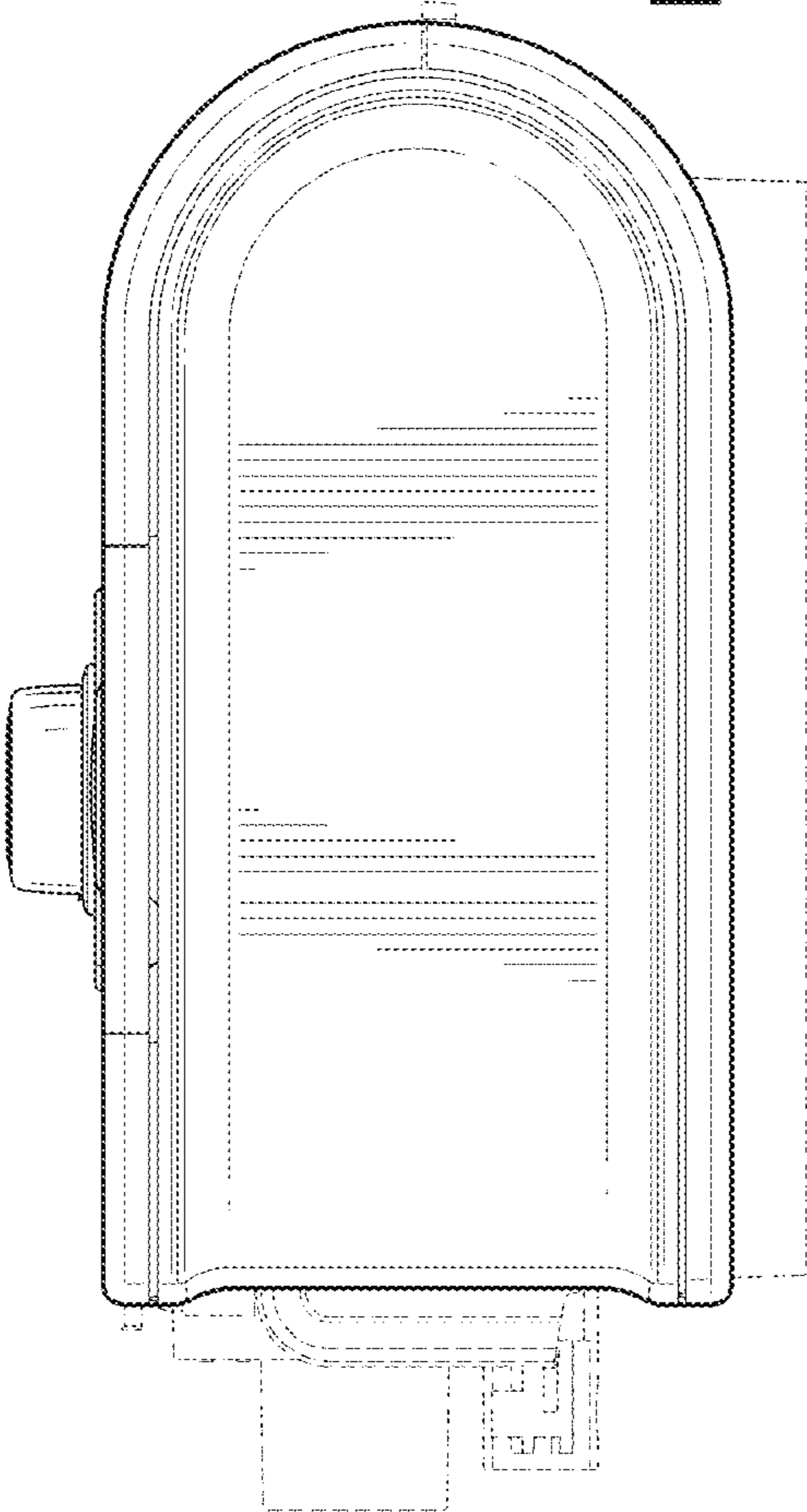


Fig. 6

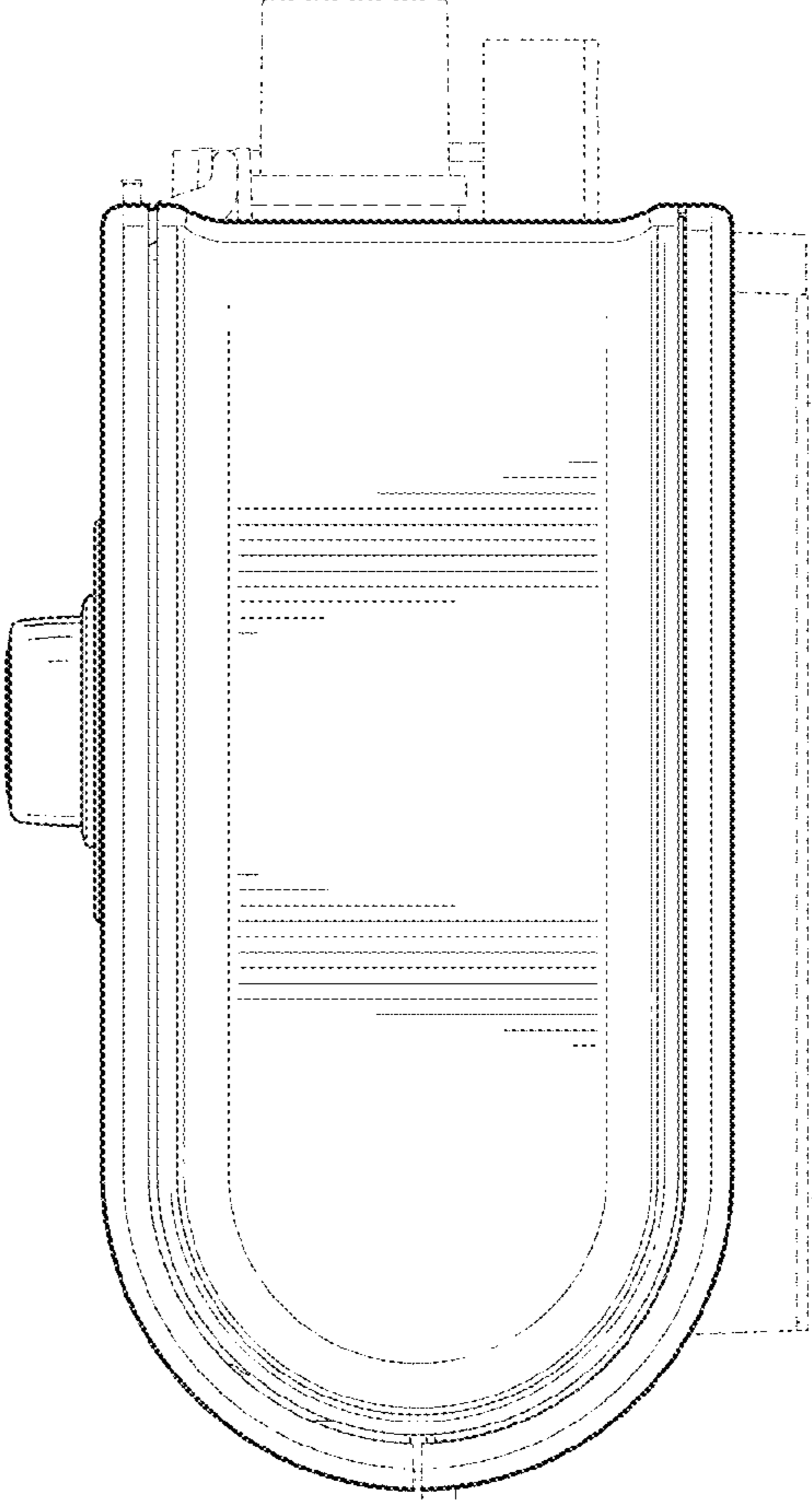


Fig. 7