



US00D708302S

(12) **United States Design Patent**
Pixton et al.

(10) **Patent No.:** **US D708,302 S**

(45) **Date of Patent:** **** Jul. 1, 2014**

(54) **SHOWER UNIT**

(75) Inventors: **David Antony Pixton**, Cheltenham (GB); **Christopher Ian Thompson**, Cheltenham (GB); **Simon Mark Browning**, London (GB)

(73) Assignee: **Kohler Mira Limited**, Gloucestershire (GB)

(**) Term: **14 Years**

(21) Appl. No.: **29/428,280**

(22) Filed: **Jul. 27, 2012**

(30) **Foreign Application Priority Data**

| | | |
|---------------|------|----------------|
| Jan. 28, 2012 | (EM) | 001312649-0001 |
| Jan. 28, 2012 | (EM) | 001312649-0002 |
| Jan. 28, 2012 | (EM) | 001312649-0003 |
| Jan. 28, 2012 | (EM) | 001312649-0004 |
| Jan. 28, 2012 | (EM) | 001312649-0005 |
| Jan. 28, 2012 | (EM) | 001312649-0006 |
| Jan. 28, 2012 | (EM) | 001312649-0007 |
| Jan. 28, 2012 | (EM) | 001312649-0008 |
| Jan. 28, 2012 | (EM) | 001312649-0009 |
| Jan. 28, 2012 | (EM) | 001312649-0010 |
| Jan. 28, 2012 | (EM) | 001312649-0011 |
| Jan. 28, 2012 | (EM) | 001312649-0012 |
| Jan. 28, 2012 | (EM) | 001312649-0013 |
| Jan. 28, 2012 | (EM) | 001312649-0014 |
| Jan. 28, 2012 | (EM) | 001312649-0015 |
| Jan. 28, 2012 | (EM) | 001312649-0016 |
| Jan. 28, 2012 | (EM) | 001312649-0017 |
| Jan. 28, 2012 | (EM) | 001312649-0018 |
| Jan. 28, 2012 | (EM) | 001312649-0019 |
| Jan. 28, 2012 | (EM) | 001312649-0020 |
| Jan. 28, 2012 | (EM) | 001312649-0021 |
| Jan. 28, 2012 | (EM) | 001312649-0022 |
| Jan. 28, 2012 | (EM) | 001312649-0023 |
| Jan. 28, 2012 | (EM) | 001312649-0024 |
| Jan. 28, 2012 | (EM) | 001312649-0025 |

(51) **LOC (10) Cl.** **23-01**

(52) **U.S. Cl.**
USPC **D23/228**

(58) **Field of Classification Search**
USPC D23/213, 228, 229, 230, 304; 4/596, 4/597, 605, 614
See application file for complete search history.

(56) **References Cited**

U.S. PATENT DOCUMENTS

D519,621 S * 4/2006 Riva D23/304
D527,792 S * 9/2006 Hoernig D23/228

(Continued)

Primary Examiner — Robin V Webster

(74) *Attorney, Agent, or Firm* — Foley & Lardner LLP

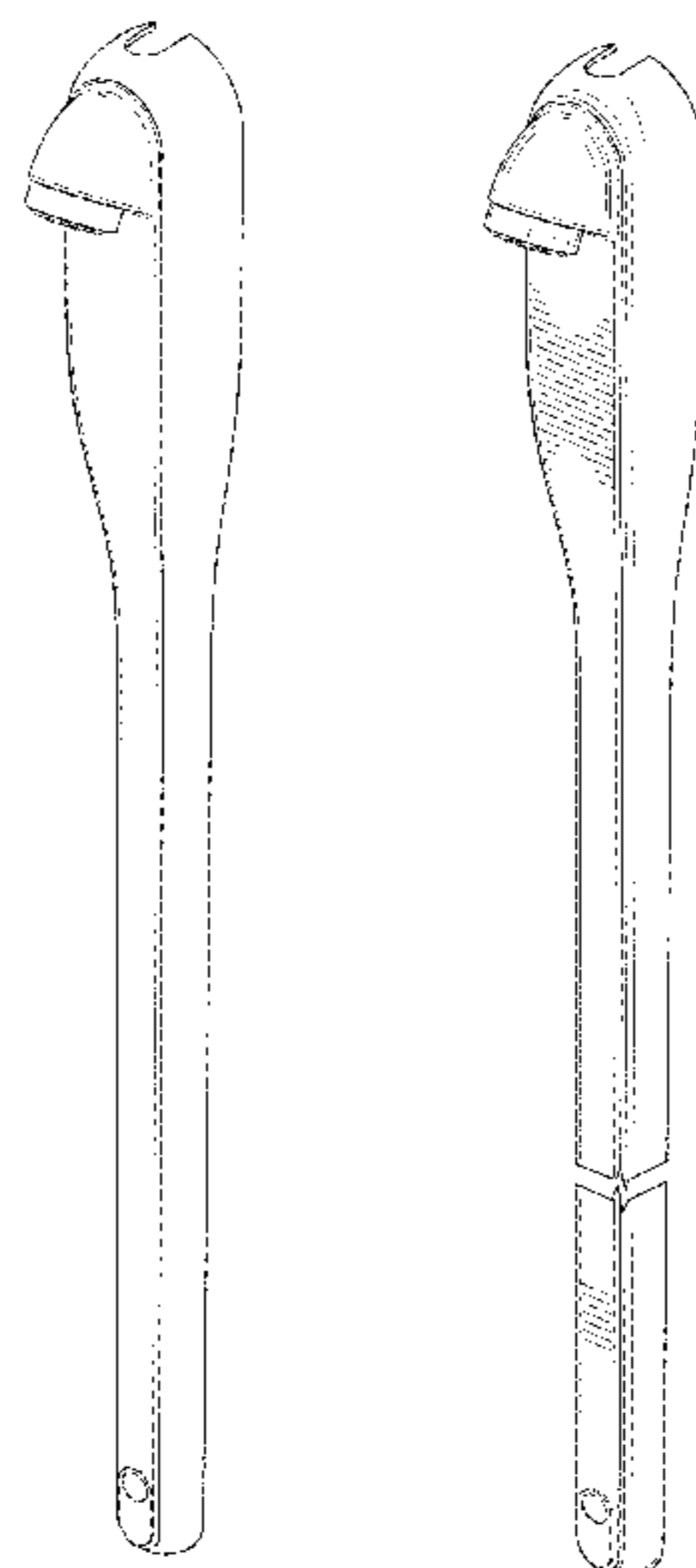
(57) **CLAIM**

We claim the ornamental designs for shower unit, as shown and described.

DESCRIPTION

FIG. 1 is a perspective view of an embodiment of the claimed design;
FIG. 2 is a front view of the claimed design of FIG. 1;
FIG. 3 is a right side view of the claimed design of FIG. 1;
FIG. 4 is a left side view of the claimed design of FIG. 1;
FIG. 5 is a top view of the claimed design of FIG. 1;
FIG. 6 is a bottom view of the claimed design of FIG. 1;
FIG. 7 is a perspective view of another embodiment of the claimed design;
FIG. 8 is a front view of the claimed design of FIG. 7;
FIG. 9 is a right side view of the claimed design of FIG. 7;
FIG. 10 is a left side view of the claimed design of FIG. 7;
FIG. 11 is a top view of the claimed design of FIG. 7; and,
FIG. 12 is a bottom view of the claimed design of FIG. 7.
The claimed design is shown fragmented in the FIGS. 7-10 to indicate non-specified length.

1 Claim, 12 Drawing Sheets



US D708,302 S

Page 2

(56)

References Cited

U.S. PATENT DOCUMENTS

D591,837 S * 5/2009 Zetsche et al. D23/304
D592,294 S * 5/2009 Zetsche et al. D23/304
D606,627 S * 12/2009 Urquiola D23/228

D612,011 S * 3/2010 Cummings et al. D23/228
D638,520 S * 5/2011 Matsuura et al. D23/228
D648,825 S * 11/2011 Ando et al. D23/228
D665,873 S * 8/2012 Wilson D23/228

* cited by examiner

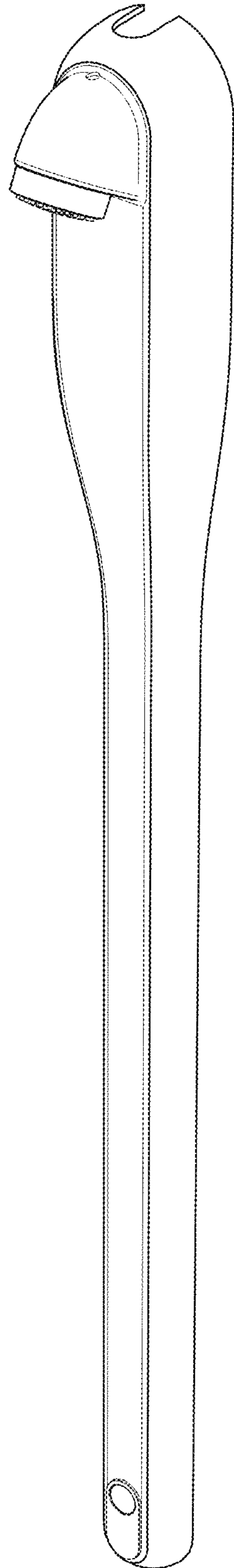


FIG. 1

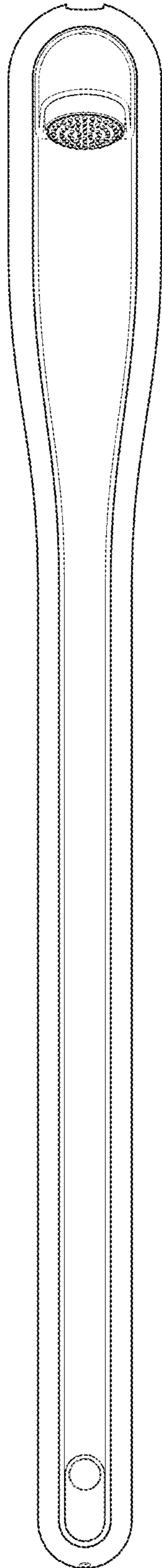


FIG. 2




FIG. 3




FIG. 4

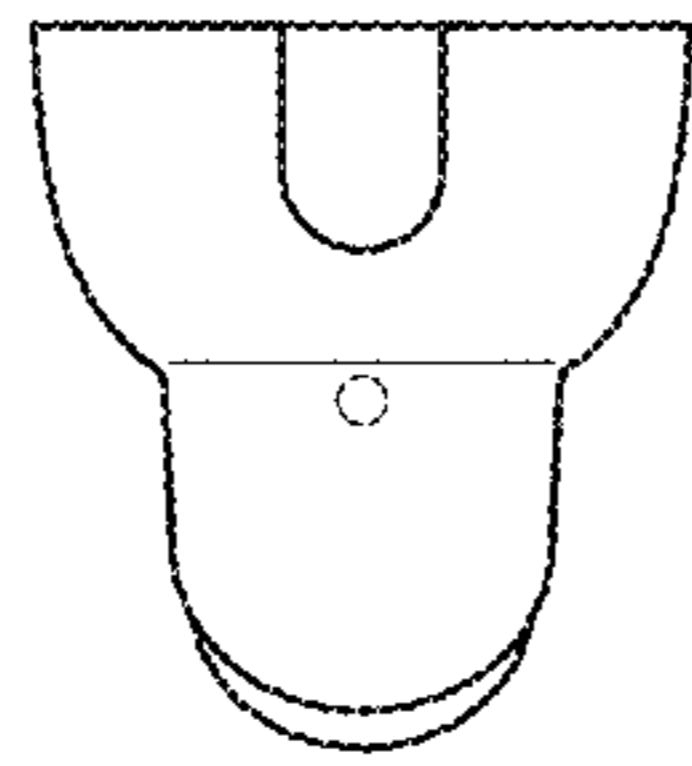


FIG. 5

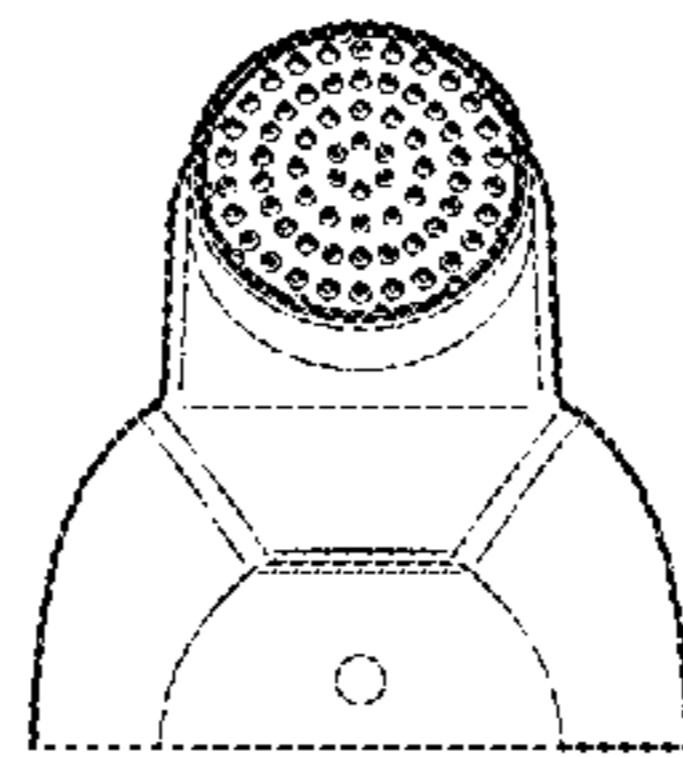


FIG. 6

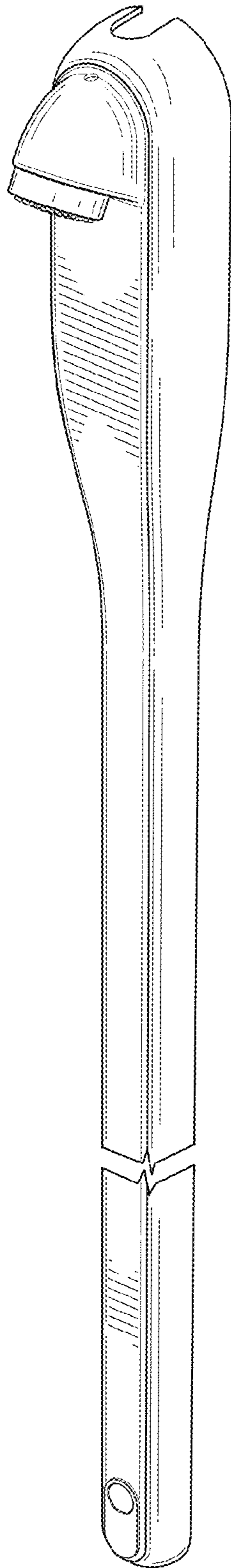


FIG. 7

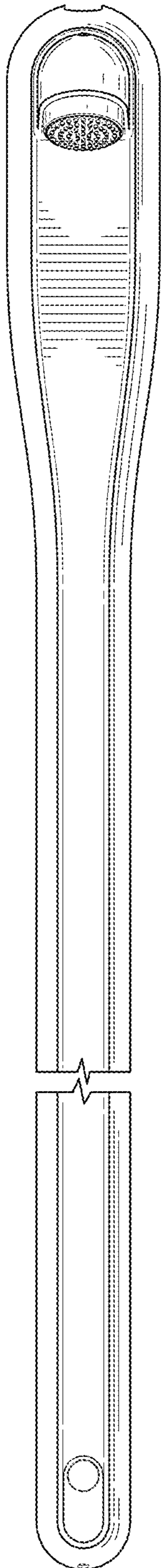


FIG. 8




FIG. 9




FIG. 10

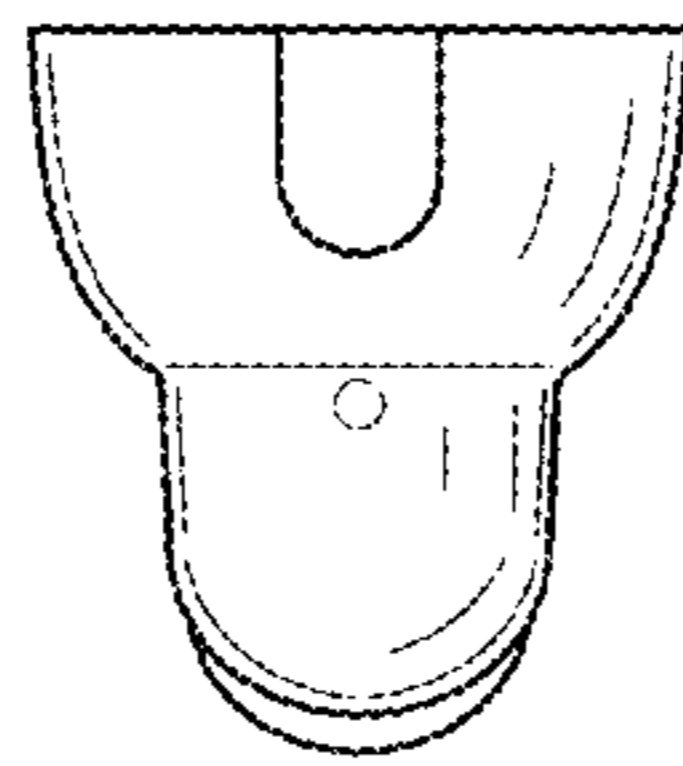


FIG. 11

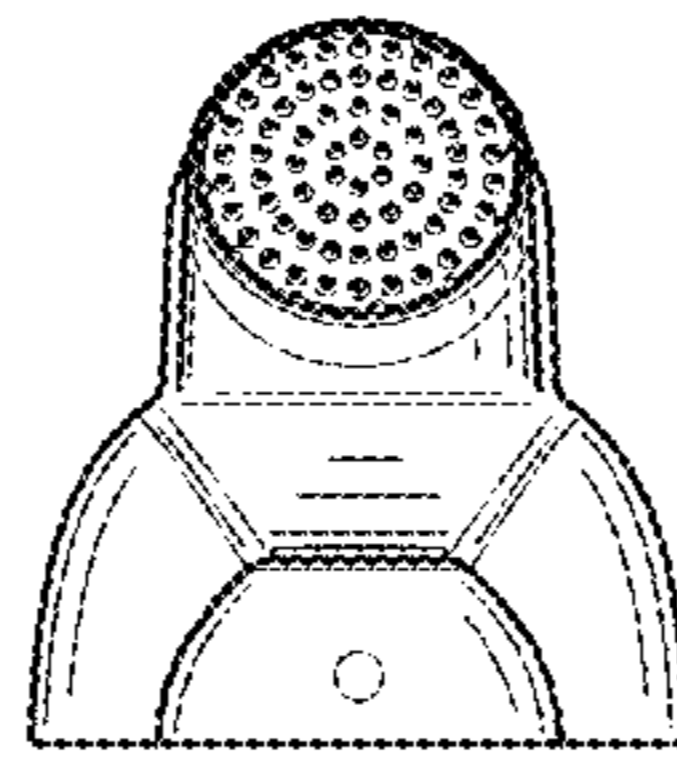


FIG. 12