



US00D708278S

(12) **United States Design Patent**  
**Saliba et al.**

(10) **Patent No.:** **US D708,278 S**  
(45) **Date of Patent:** **\*\* Jul. 1, 2014**

(54) **GOLF CLUB HEAD**

FOREIGN PATENT DOCUMENTS

(71) Applicant: **Taylor Made Golf Company, Inc.**,  
Carlsbad (CA)

JP 2004-351173 12/2004

\* cited by examiner

(72) Inventors: **Allan Capili Saliba**, Oceanside, CA  
(US); **Zac Atwell**, Carlsbad, CA (US)

*Primary Examiner* — Mitchell Siegel

(74) *Attorney, Agent, or Firm* — Klarquist Sparkman, LLP

(73) Assignee: **Taylor Made Golf Company, Inc.**,  
Carlsbad, CA (US)

(57) **CLAIM**

We claim the ornamental design for a golf club head, as shown and described.

(\*\*) Term: **14 Years**

(21) Appl. No.: **29/457,884**

(22) Filed: **Jun. 13, 2013**

(51) **LOC (10) Cl.** ..... **21-02**

(52) **U.S. Cl.**  
USPC ..... **D21/759**

(58) **Field of Classification Search**  
USPC ..... D21/747–751, 759; 473/324–331, 350  
See application file for complete search history.

(56) **References Cited**

U.S. PATENT DOCUMENTS

D552,702 S *	10/2007	Cameron	.....	D21/759
D613,358 S *	4/2010	Kim et al.	.....	D21/748
D686,679 S	7/2013	Greensmith et al.		
D692,077 S	10/2013	Greensmith et al.		
D696,367 S *	12/2013	Taylor et al.	.....	D21/747
2011/0151997 A1 *	6/2011	Shear	.....	473/329

**DESCRIPTION**

FIG. 1 is a perspective view of a golf club head, as viewed from the rear, below and one side, according to one embodiment.

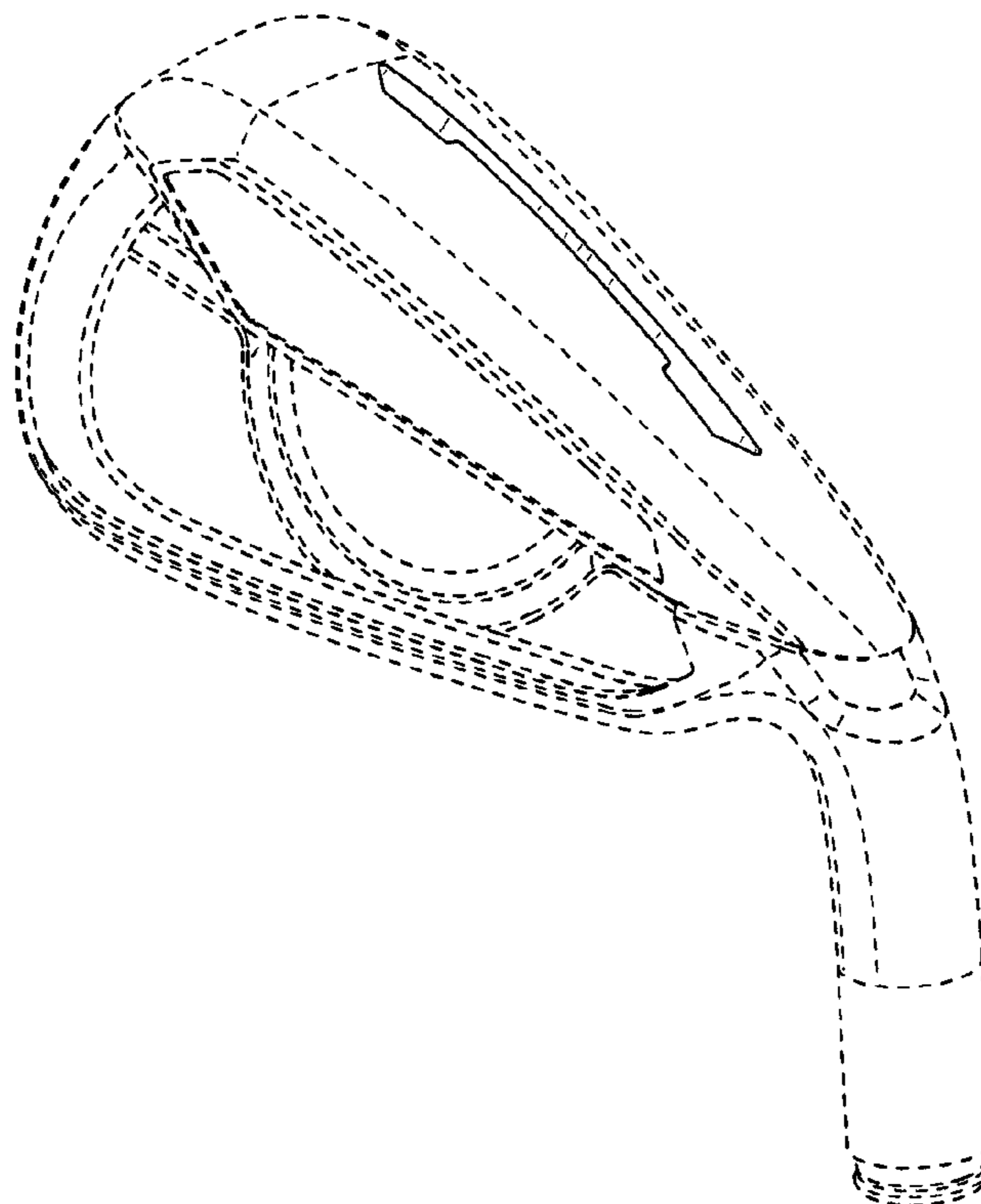
FIG. 2 is a front elevation view of the golf club head of FIG. 1.

FIG. 3 is a rear elevation view of the golf club head of FIG. 1. FIG. 4 is a side elevation view of the toe side of the golf club head of FIG. 1.

FIG. 5 is a side elevation view of an opposite heel side of the golf club head of FIG. 1.

FIG. 6 is a top plan view of the golf club head of FIG. 1; and, FIG. 7 is a bottom plan view of the golf club head of FIG. 1. The dashed lines in the drawings are for illustrative purposes only and form no part of the claimed design.

**1 Claim, 4 Drawing Sheets**



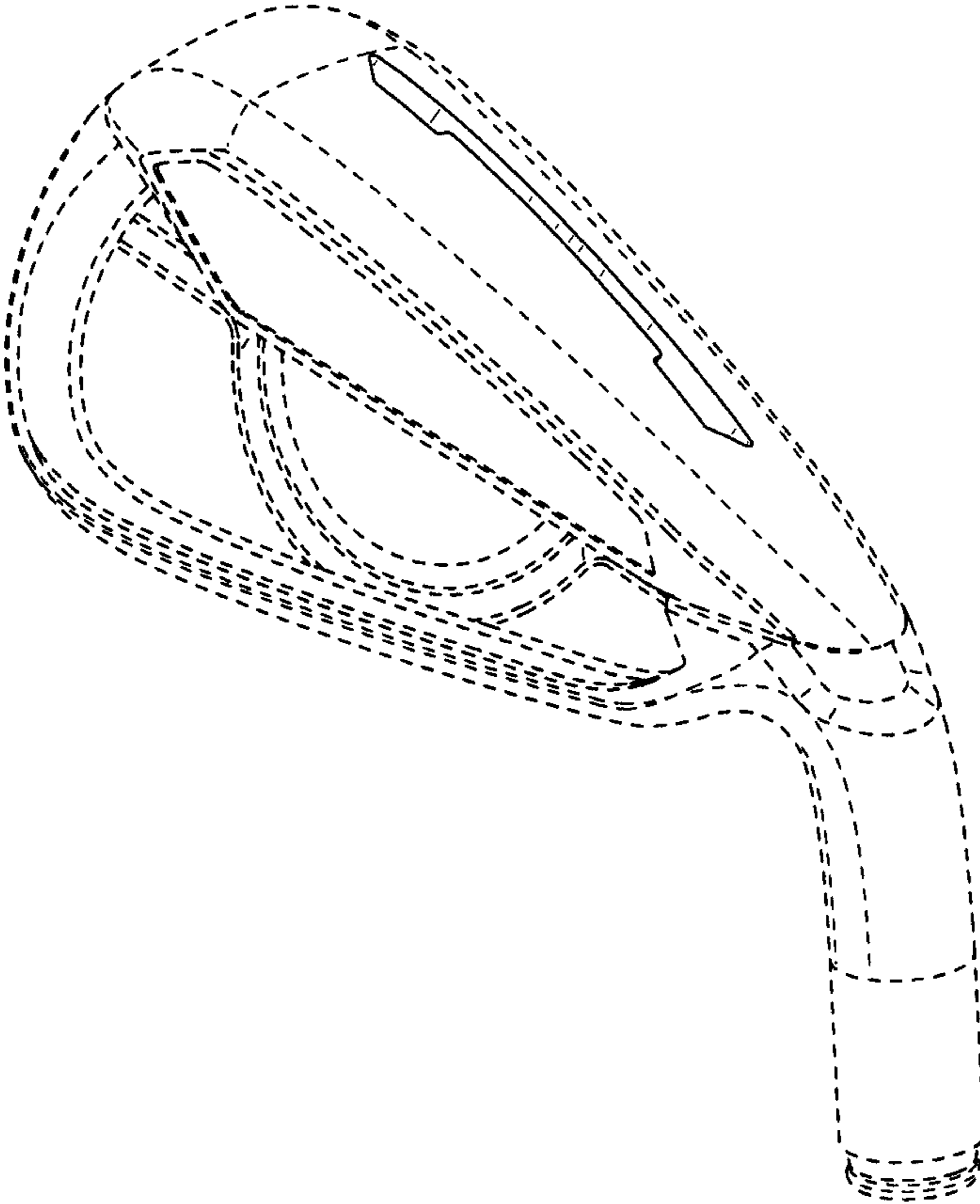


FIG. 1

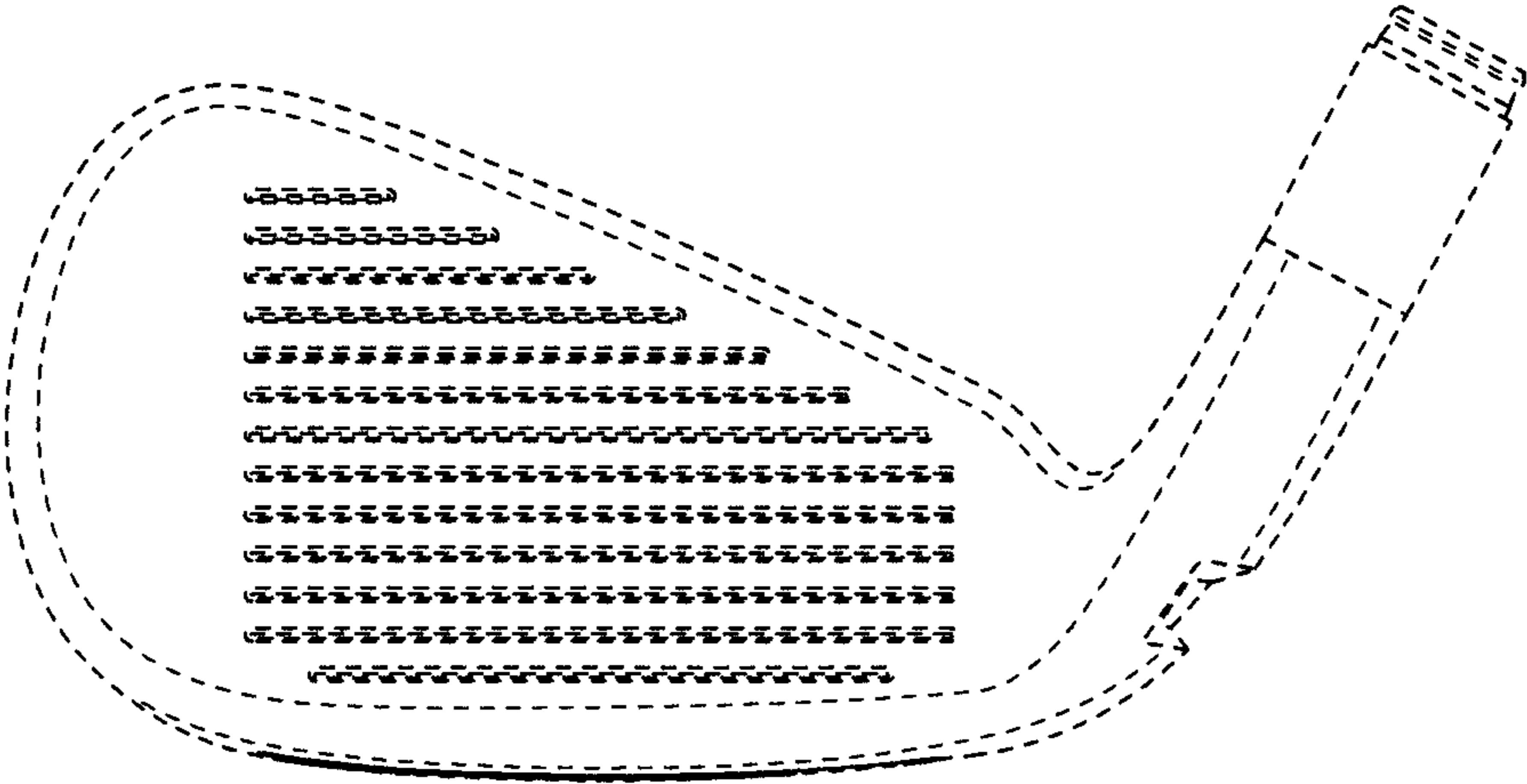


FIG. 2




FIG. 3




FIG. 4




FIG. 5

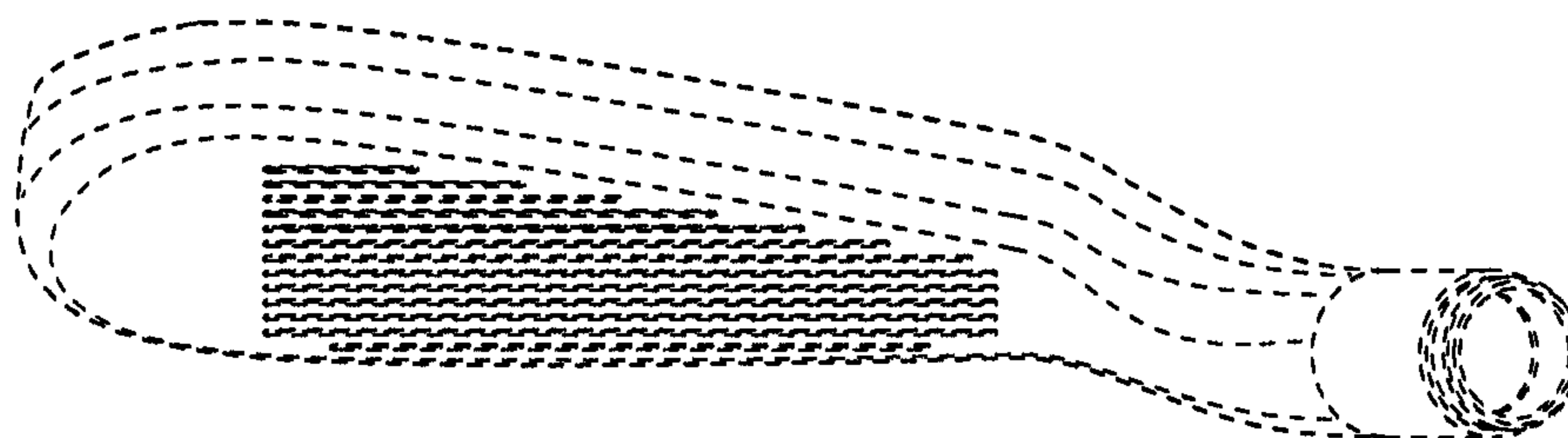


FIG. 6

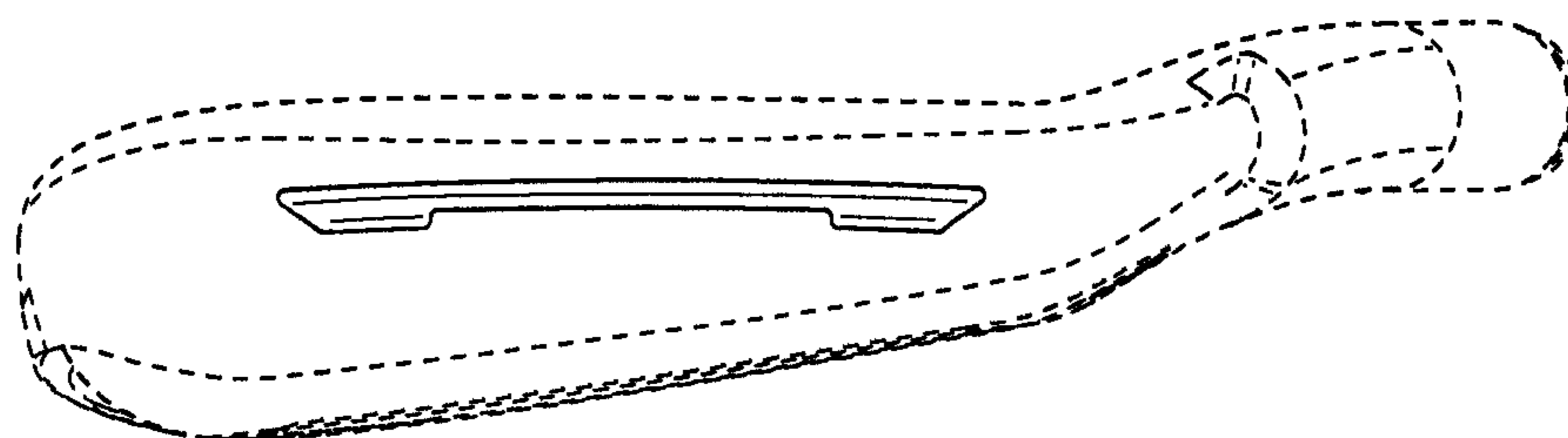


FIG. 7