



US00D708275S

(12) **United States Design Patent**
Aguilar

(10) **Patent No.:** **US D708,275 S**

(45) **Date of Patent:** **** Jul. 1, 2014**

(54) **TRAINING PUTTER**

(71) Applicant: **Anthony Aguilar**, Arvada, CO (US)

(72) Inventor: **Anthony Aguilar**, Arvada, CO (US)

(**) Term: **14 Years**

(21) Appl. No.: **29/456,977**

(22) Filed: **Jun. 5, 2013**

Related U.S. Application Data

(63) Continuation-in-part of application No. 29/416,015, filed on Mar. 16, 2012, now abandoned.

(51) **LOC (10) Cl.** **21-02**

(52) **U.S. Cl.**
USPC **D21/742**

(58) **Field of Classification Search**
USPC D21/736-746, 756-757; 473/324-331,
473/340-341, 251-256, 316-323
See application file for complete search history.

(56) **References Cited**

U.S. PATENT DOCUMENTS

D190,285 S *	5/1961	Bukovey	D21/738
D191,212 S *	8/1961	Hyde	D21/738
D195,135 S *	4/1963	Green	D21/738
3,269,733 A *	8/1966	Taddie et al.	D21/791
D219,788 S *	1/1971	Leone	D21/738
D293,927 S *	1/1988	Antonious	D21/738
D398,351 S *	9/1998	Sheets et al.	D21/736
D438,274 S *	2/2001	Olson	D21/743

D441,820 S *	5/2001	Nicolette et al.	D21/738
D446,565 S *	8/2001	Davis	D21/757
D450,799 S *	11/2001	Nicolette et al.	D21/736
D468,381 S *	1/2003	Parker	D21/738
D487,295 S *	3/2004	Smith	D21/736
D548,293 S *	8/2007	Cleveland et al.	D21/736

* cited by examiner

Primary Examiner — Mitchell Siegel

(74) *Attorney, Agent, or Firm* — Barber Legal; Craig W. Barber

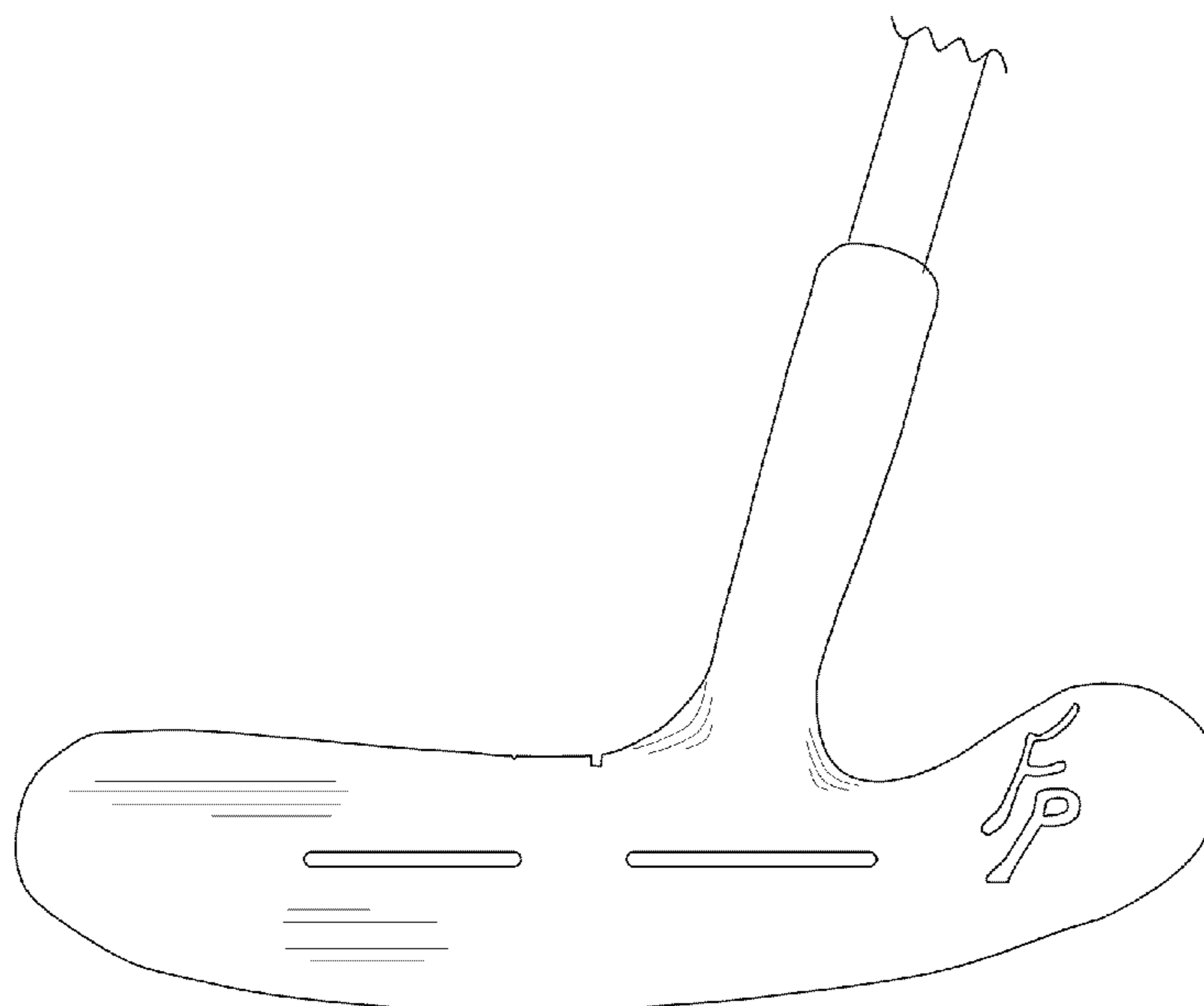
(57) **CLAIM**

The ornamental design for a training putter, as shown and described.

DESCRIPTION

A portion of the disclosure of this patent document contains material to which a claim for copyright is made. The copyright owner has no objection to the facsimile reproduction by anyone of the patent document or the patent disclosure, as it appears in the Patent and Trademark Office patent file or records, but reserves all other copyright rights whatsoever. FIG. 1 is a front elevational view of the putter head of the present invention; FIG. 2 is a rear elevational view thereof; FIG. 3 is a top plan view thereof; FIG. 4 is a bottom plan view thereof; and, FIG. 5 is a reduced front elevational view of the training putter, the broken line showing of the handle on is included for the purpose of illustrating and forms no part of the claimed design.

1 Claim, 5 Drawing Sheets



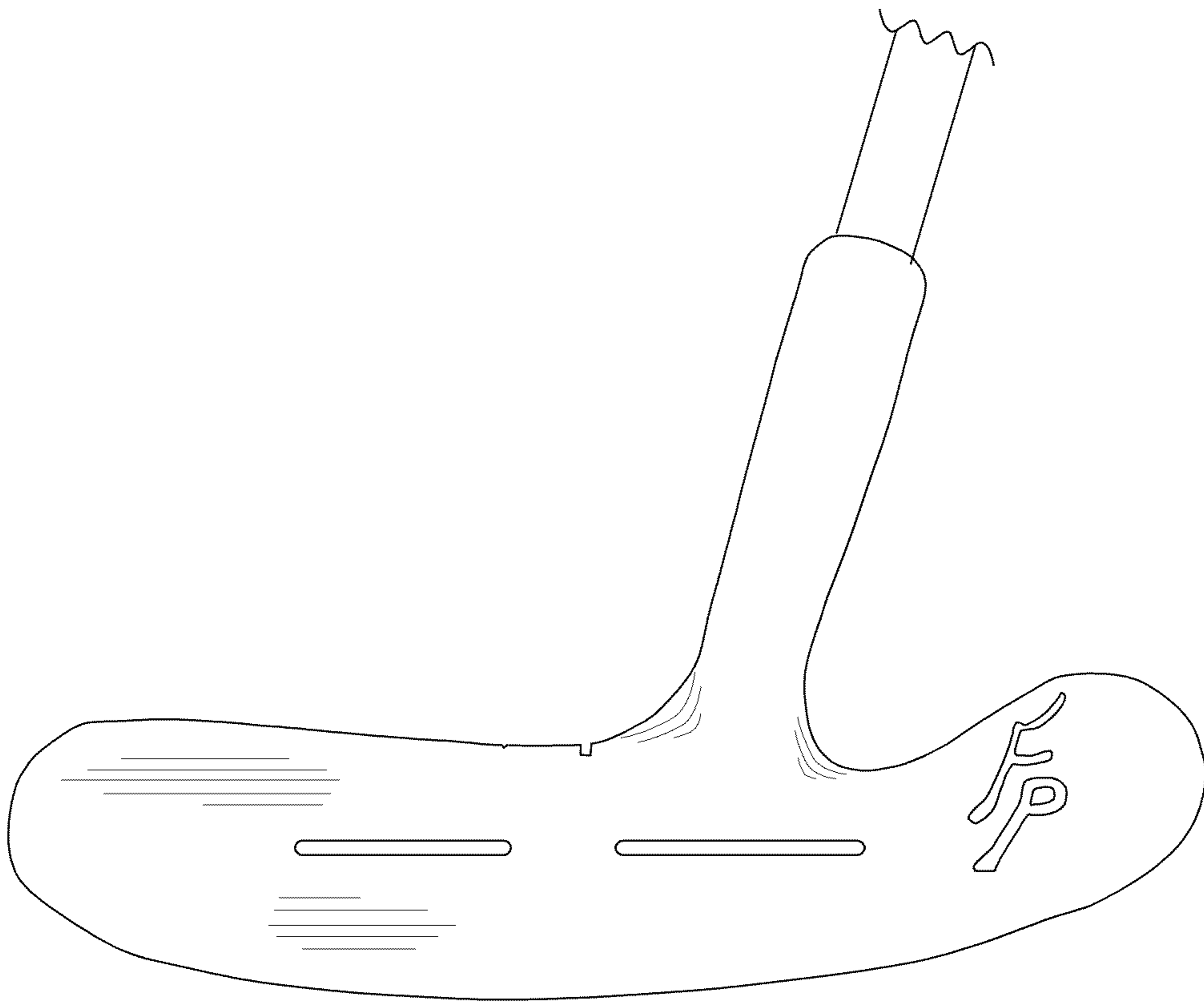
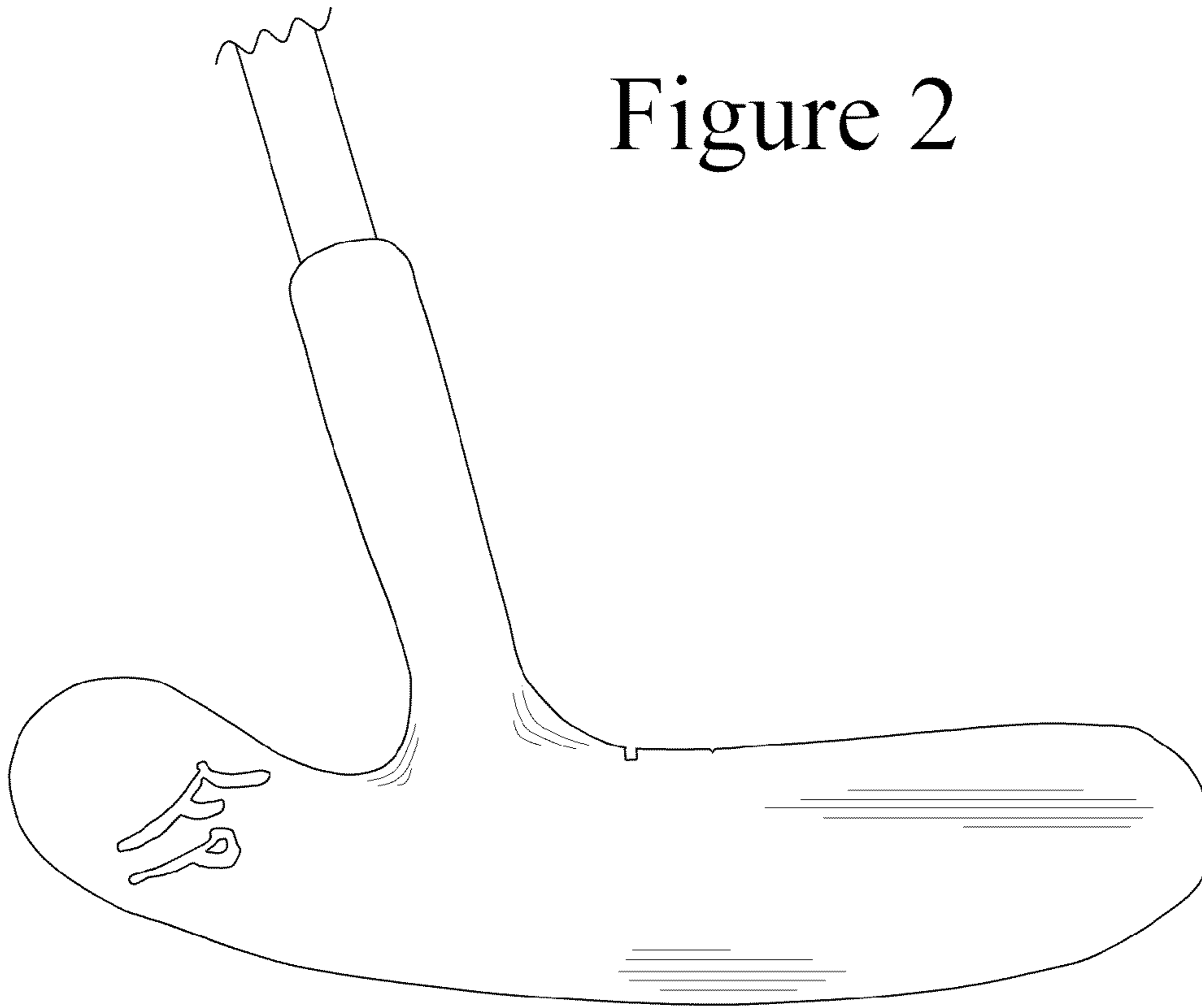


Figure 1

Figure 2



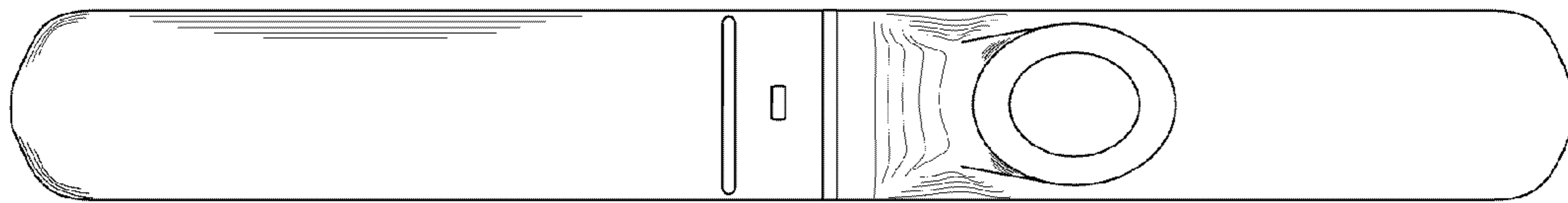


Figure 3




Figure 4

Figure 5

