



US00D708271S

(12) **United States Design Patent**  
**Lo et al.**

(10) **Patent No.:** **US D708,271 S**  
(45) **Date of Patent:** **\*\* Jul. 1, 2014**

(54) **HANDLE**

(75) Inventors: **Lap Shun Lo**, Hong Kong (CN); **Wai Chung Lo**, Hong Kong (CN)

(73) Assignee: **Wing Hing Manufacturing Co. Ltd.**, Hong Kong (CN)

(\*\*) Term: **14 Years**

(21) Appl. No.: **29/410,994**

(22) Filed: **Jan. 13, 2012**

(51) **LOC (10) Cl.** ..... **21-01**

(52) **U.S. Cl.**  
USPC ..... **D21/402**

(58) **Field of Classification Search**  
USPC ..... D21/401, 402; D9/503, 505, 517, 521, D9/531, 535, 544-546, 719, 723-725, 435, D9/436, 439-443, 447, 449-454; D28/7, D28/76, 77, 56-62; D4/114, 116, 132-136, D4/138; D24/108, 117, 119, 127, 130; D8/300, 301, 303, 307, 312, DIG. 2, D8/DIG. 4-DIG. 7; D7/393, 395; 446/15-21, 267, 475; 215/227, 228, 215/305, 320, 355-357, 399; 220/212, 220/212.5, 735, 751; 401/126-130

See application file for complete search history.

(56) **References Cited**

U.S. PATENT DOCUMENTS

D11,457 S \* 10/1879 Aiken ..... D11/79  
D90,943 S \* 10/1933 Fuerst ..... D9/503  
D302,494 S \* 8/1989 Grise ..... D4/138

D309,530 S \* 7/1990 Gingras ..... D4/138  
5,183,428 A \* 2/1993 Lin ..... 446/15  
5,507,401 A \* 4/1996 Huang ..... 215/12.1  
D422,503 S \* 4/2000 Lehn ..... D9/503  
D422,916 S \* 4/2000 Herrmann ..... D9/501  
6,059,629 A \* 5/2000 Lin ..... 446/15  
D481,937 S \* 11/2003 McRae ..... D9/623  
D485,584 S \* 1/2004 Lovullo et al. .... D21/402  
D583,878 S \* 12/2008 Lo et al. .... D21/402  
D592,951 S \* 5/2009 Zeyfang ..... D9/443  
D627,601 S \* 11/2010 Eyal ..... D7/510  
D662,994 S \* 7/2012 Wang et al. .... D21/402  
2006/0094325 A1 \* 5/2006 Thai ..... 446/16

\* cited by examiner

Primary Examiner — Catherine Tuttle

(74) Attorney, Agent, or Firm — Baker & McKenzie LLP

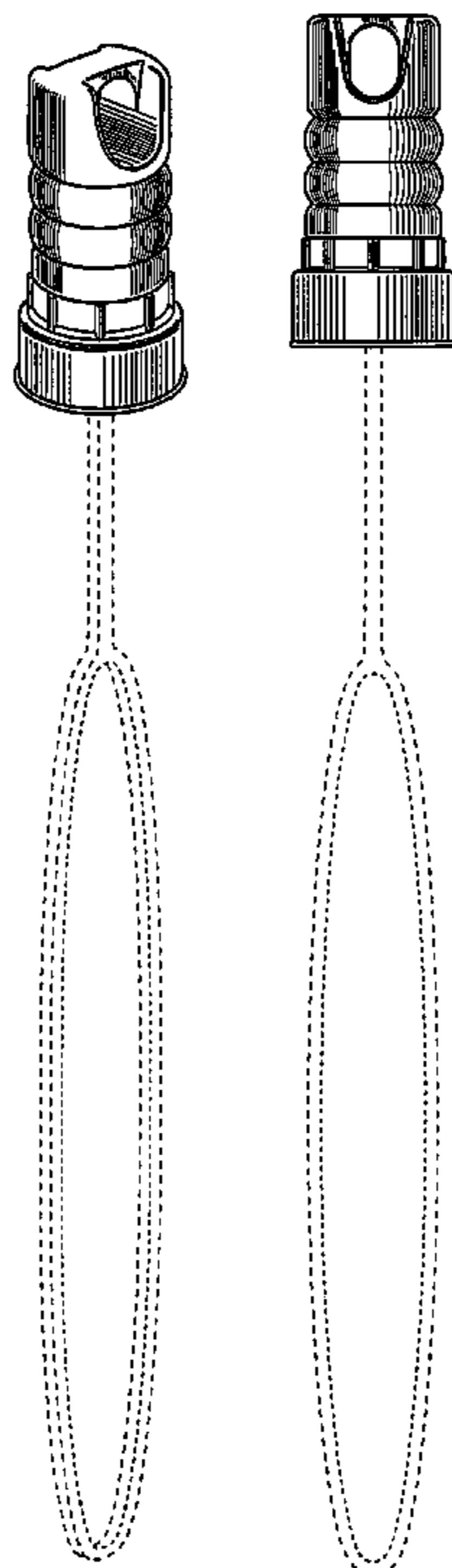
(57) **CLAIM**


The ornamental design for a handle, as shown and described.

**DESCRIPTION**

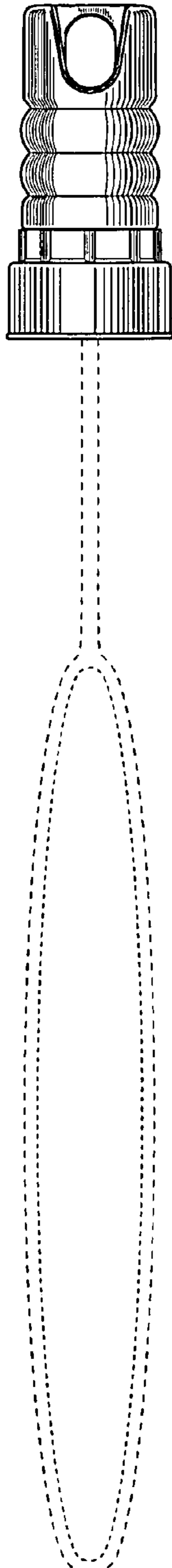
FIG. 1 is a perspective view of a handle in accordance with our design,  
FIG. 2 is a front elevation view thereof, the rear elevation view being identical;  
FIG. 3 is a side elevation view of thereof, the opposite side view being identical;  
FIG. 4 is a top plan view thereof; and,  
FIG. 5 is a bottom plan view thereof.  
The broken lines representing an element associated with the handle form no part of the claimed design.  
The appearance within the unshaded circular region of FIG. 5 forms no part of the claimed design.

**1 Claim, 1 Drawing Sheet**






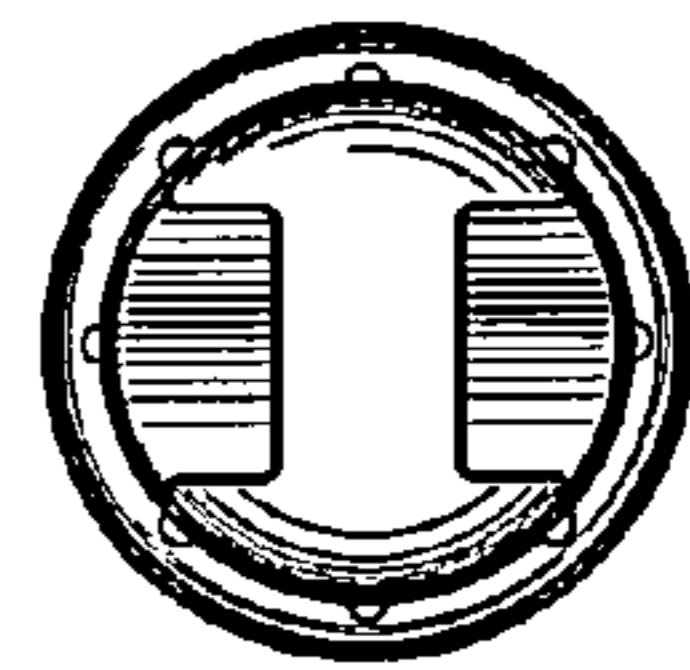
*Fig.1*



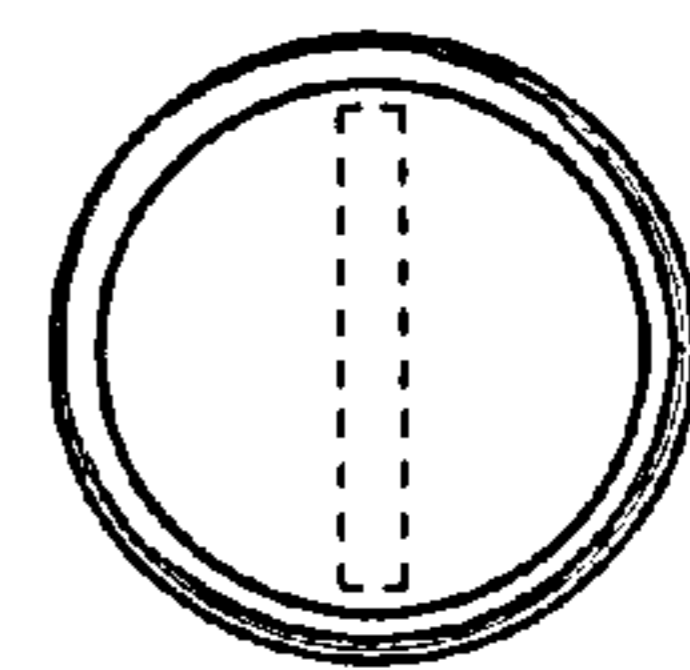
*Fig.2*



*Fig.3*



*Fig.4*



*Fig.5*