



US00D708263S

(12) **United States Design Patent**
Laemle

(10) **Patent No.:** **US D708,263 S**
(45) **Date of Patent:** **** Jul. 1, 2014**

- (54) **PEN**
- (71) Applicant: **David A. Laemle**, Westwood, NJ (US)
- (72) Inventor: **David A. Laemle**, Westwood, NJ (US)
- (73) Assignee: **Davro Products, Inc.**, Westwood, NJ (US)
- (**) Term: **14 Years**
- (21) Appl. No.: **29/454,486**
- (22) Filed: **May 10, 2013**
- (51) **LOC (10) Cl.** **19-06**
- (52) **U.S. Cl.**
USPC **D19/179; D19/904; D19/908; D19/913**
- (58) **Field of Classification Search**
USPC **D14/411; D19/115-186, 194; 24/11 R, 24/11 F, 11 P; 401/52, 99, 109, 192, 195, 401/196**
See application file for complete search history.

- D494,219 S * 8/2004 Arita D19/51
- D495,001 S 8/2004 Anand
- D495,002 S * 8/2004 Sung D19/51
- D497,643 S 10/2004 Nishida
- D498,260 S 11/2004 Burden et al.
- D500,521 S * 1/2005 Hautzinger et al. D19/51
- D501,222 S * 1/2005 De Giusti et al. D19/50
- D508,083 S 8/2005 Cetera
- D541,860 S 5/2007 Kung
- D559,315 S 1/2008 Qiu et al.
- D559,318 S 1/2008 Qiu et al.
- D561,254 S 2/2008 Lin et al.
- D562,388 S * 2/2008 Qiu et al. D19/47
- D562,397 S 2/2008 Qiu et al.
- D562,398 S 2/2008 Qiu et al.
- D562,891 S * 2/2008 Qiu et al. D19/47
- D573,184 S * 7/2008 Vadenne D19/50
- D576,675 S * 9/2008 Kent et al. D19/49
- D583,864 S 12/2008 Liu
- D584,354 S 1/2009 Koch
- D586,393 S 2/2009 Nishida

(Continued)

Primary Examiner — Elizabeth Albert
(74) *Attorney, Agent, or Firm* — St. Onge Steward Johnston & Reens LLC

(56) **References Cited**
U.S. PATENT DOCUMENTS

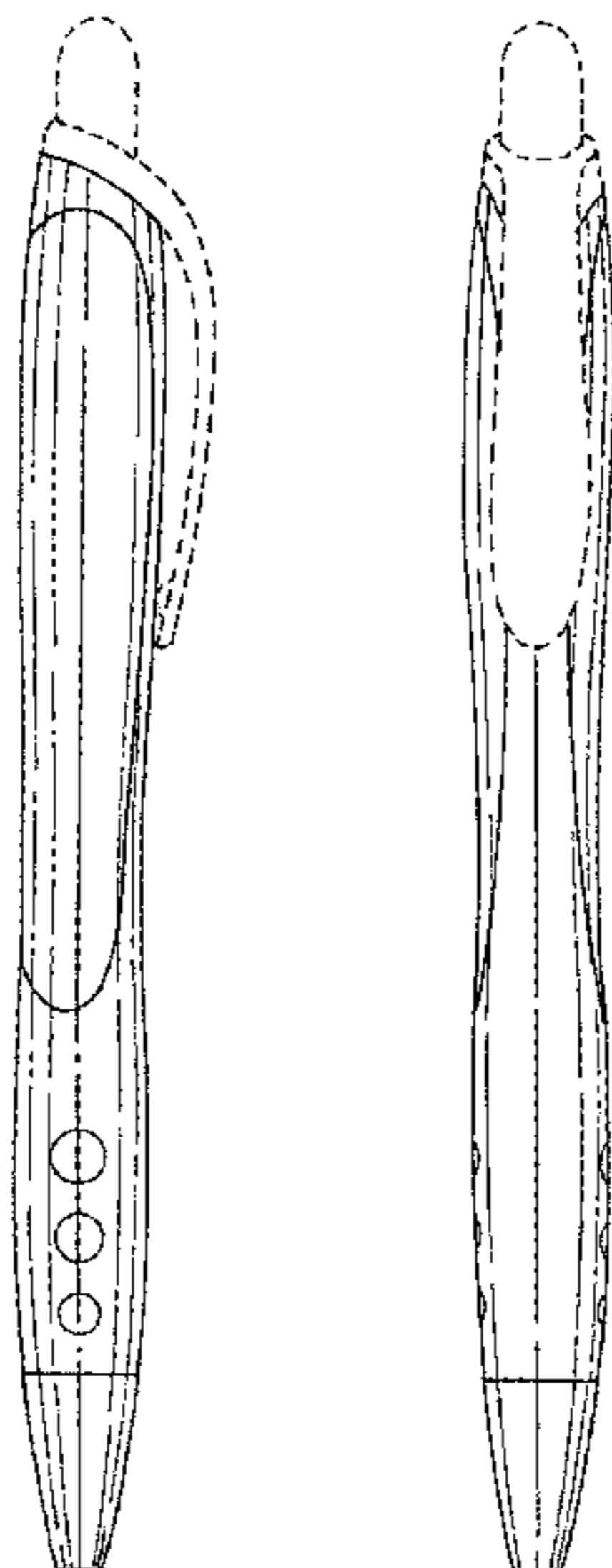
- D359,758 S 6/1995 Inami
- D368,738 S 4/1996 Osada et al.
- D395,448 S 6/1998 Chevalier
- D418,163 S 12/1999 Rosen
- D421,625 S 3/2000 Oka
- D425,559 S 5/2000 Beneyto
- D433,447 S 11/2000 Rosenbaum
- D435,065 S 12/2000 Nagel
- D438,566 S 3/2001 Nagel
- D438,903 S 3/2001 Rosenbaum
- D441,398 S 5/2001 Owen et al.
- D443,896 S 6/2001 Briggl et al.
- D450,088 S 11/2001 Banasik
- D450,769 S 11/2001 Nishida
- D472,928 S * 4/2003 Ikeda D19/51
- D474,241 S 5/2003 Hasegawa
- D476,033 S * 6/2003 Bain D19/51

(57) **CLAIM**
The ornamental design for a pen, as shown and described.

DESCRIPTION

FIG. 1 is a left side isometric view of a pen in accordance with the new design;
FIG. 2 is a left side elevation view thereof, a right side elevation view being a mirror image thereof;
FIG. 3 is a bottom plan view thereof;
FIG. 4 is a top plan view thereof;
FIG. 5 is a front isometric view thereof; and,
FIG. 6 is a rear isometric view thereof.
The broken lines shown in FIGS. 1-6 illustrate portions of the pen that form no part of the claimed design.

1 Claim, 3 Drawing Sheets



(56)

References Cited

U.S. PATENT DOCUMENTS

D591,352 S 4/2009 Gerules et al.
D601,197 S * 9/2009 Zhang D19/48
D602,526 S 10/2009 Matsumura
D607,932 S 1/2010 Zhang
D612,888 S 3/2010 Rolion et al.
D618,725 S 6/2010 Cetera
D620,524 S 7/2010 Shibata

D628,641 S 12/2010 Zhang
D628,645 S * 12/2010 Zhang D19/51
D641,407 S 7/2011 Li
D647,137 S 10/2011 Uchiyama
D654,952 S * 2/2012 Laemle D19/50
D665,025 S * 8/2012 Li et al. D19/50
D672,393 S * 12/2012 Mao D19/50
D689,134 S * 9/2013 Landow D19/174
D692,484 S * 10/2013 Laemle D19/933
2009/0290929 A1 * 11/2009 Rolion et al. 401/109

* cited by examiner

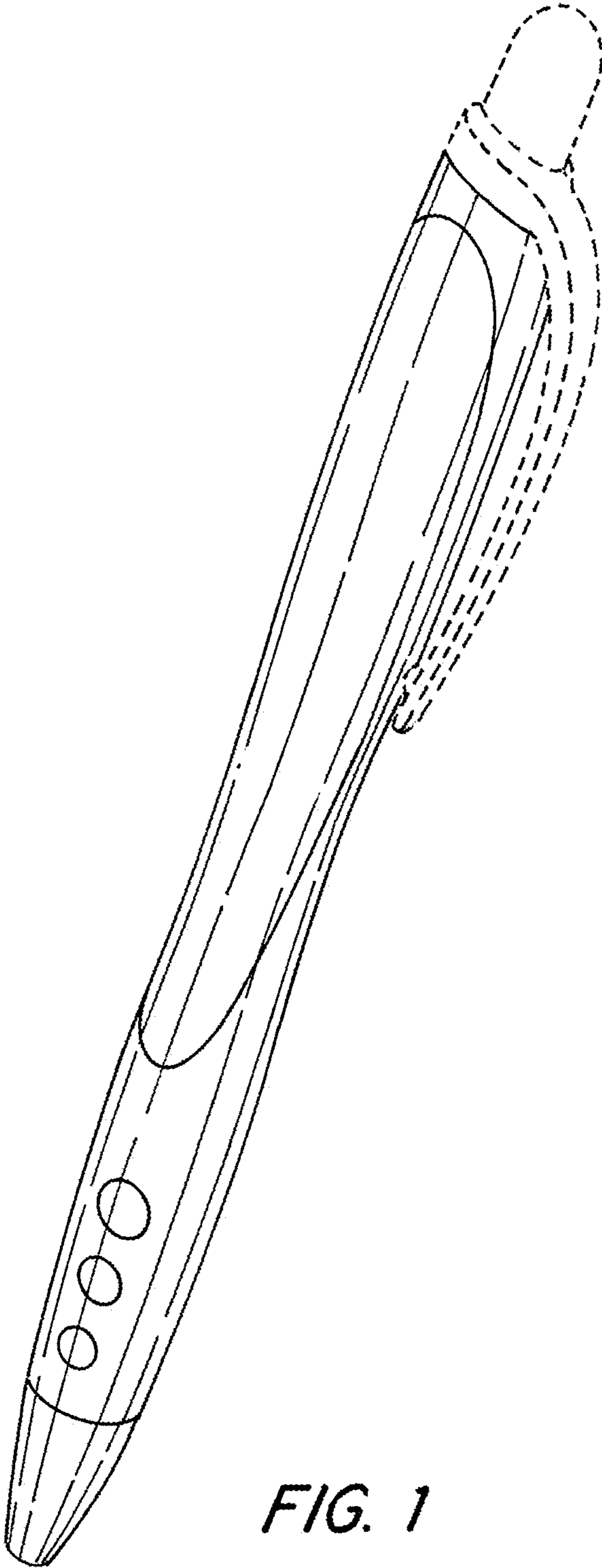


FIG. 1

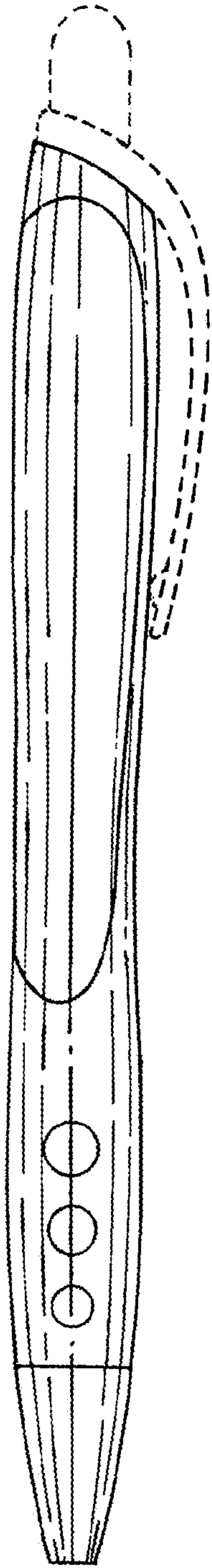


FIG. 2

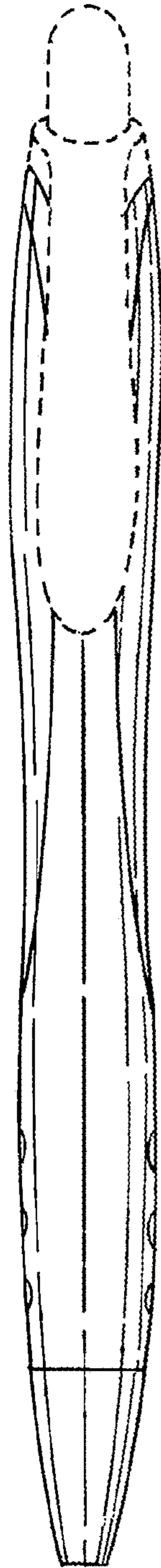


FIG. 3




FIG. 4

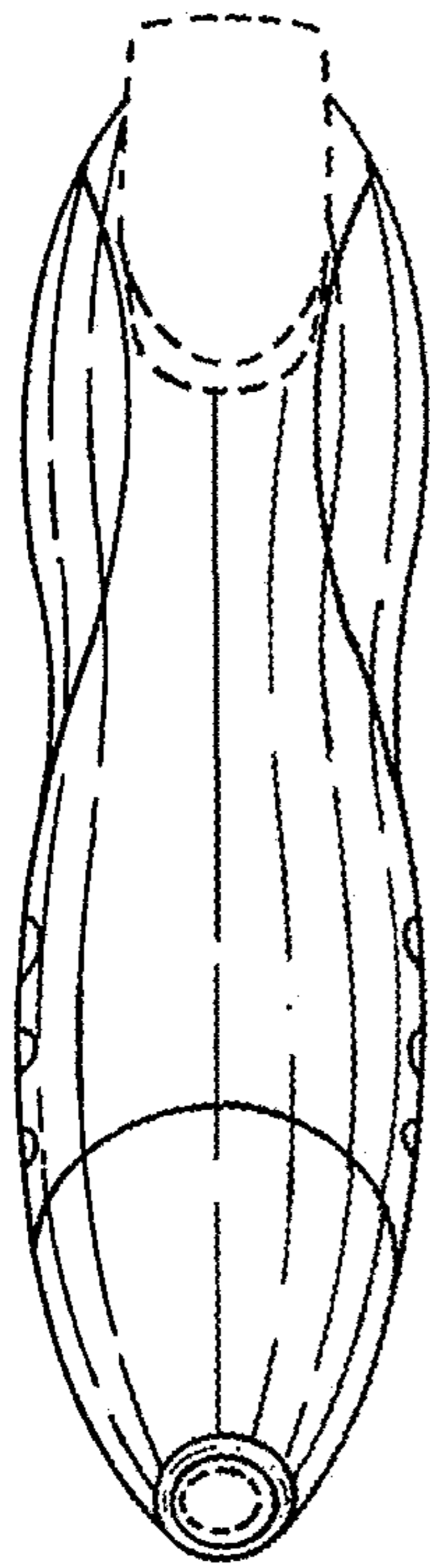


FIG. 5

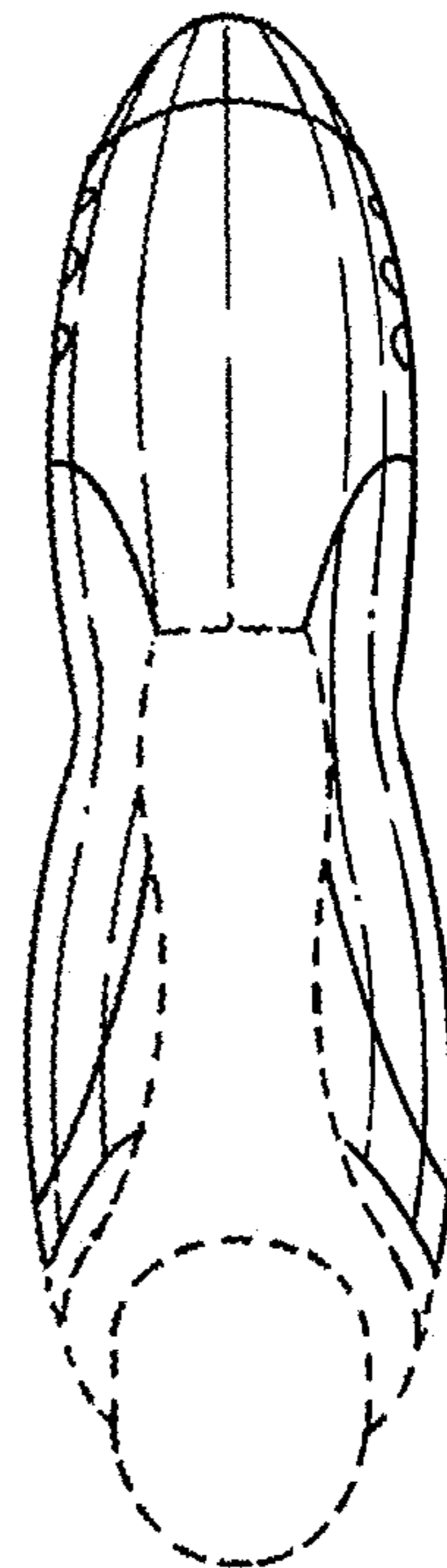


FIG. 6