



US00D708262S

(12) **United States Design Patent**
Elmore et al.

(10) **Patent No.:** **US D708,262 S**
(45) **Date of Patent:** **** Jul. 1, 2014**

(54) **WRITING INSTRUMENT**

(71) Applicants: **James Michael Elmore**, Atlanta, GA
(US); **Ryan H. Chapman**, Atlanta, GA
(US)

(72) Inventors: **James Michael Elmore**, Atlanta, GA
(US); **Ryan H. Chapman**, Atlanta, GA
(US)

(**) Term: **14 Years**

(21) Appl. No.: **29/451,597**

(22) Filed: **Apr. 4, 2013**

(51) **LOC (10) Cl.** **19-06**

(52) **U.S. Cl.**
USPC **D19/179**; D19/930

(58) **Field of Classification Search**
CPC B43L 15/00; B43K 23/012; B43K 23/001;
B43K 8/003; B43K 8/02
USPC D14/411; D19/115-186, 192, 194-197;
24/11 R, 11 F, 11 P; 401/99, 192, 195,
401/196
See application file for complete search history.

(56) **References Cited**

U.S. PATENT DOCUMENTS

1,286,877	A *	12/1918	Graham	206/100
D77,800	S *	2/1929	Vredenburgh	D19/49
1,974,667	A *	9/1934	Solinger	401/52
3,596,964	A *	8/1971	Zazzara	294/5
4,706,995	A *	11/1987	Dopp	281/42
D300,331	S *	3/1989	Horntrich	D19/43
4,815,880	A *	3/1989	Sekiguchi	401/6
4,872,774	A *	10/1989	Rosso	401/29
D316,271	S *	4/1991	Larizza	D19/41
D319,468	S *	8/1991	Larizza	D19/42
D344,760	S *	3/1994	Monzyk	D19/49
D344,978	S *	3/1994	Monzyk	D19/42
5,678,939	A *	10/1997	Ross	401/6
D490,849	S *	6/2004	Katami	D19/49
D518,101	S *	3/2006	Boone-Johnson	D19/34

D579,494	S *	10/2008	Chan et al.	D19/36
D609,273	S *	2/2010	Koreska	D19/36
2005/0254881	A1 *	11/2005	Zhang	401/131
2006/0257198	A1 *	11/2006	Roeloffs	401/131
2007/0172300	A1 *	7/2007	Wlodarczyk	401/108
2013/0266360	A1 *	10/2013	Elmore	401/8

FOREIGN PATENT DOCUMENTS

DE	202009012031	U1	12/2009
DE	202009014831	U1	2/2010
DE	102010036953	A1	1/2012

OTHER PUBLICATIONS

Form PCT/ISA/206, Invitation to Pay Additional Fees and Communication Relating to the Results of the Partial International Search for PCT/US2013/035279, mailed Jun. 19, 2013.

* cited by examiner

Primary Examiner — Elizabeth Albert
(74) *Attorney, Agent, or Firm* — Sutherland Asbill & Brennan LLP

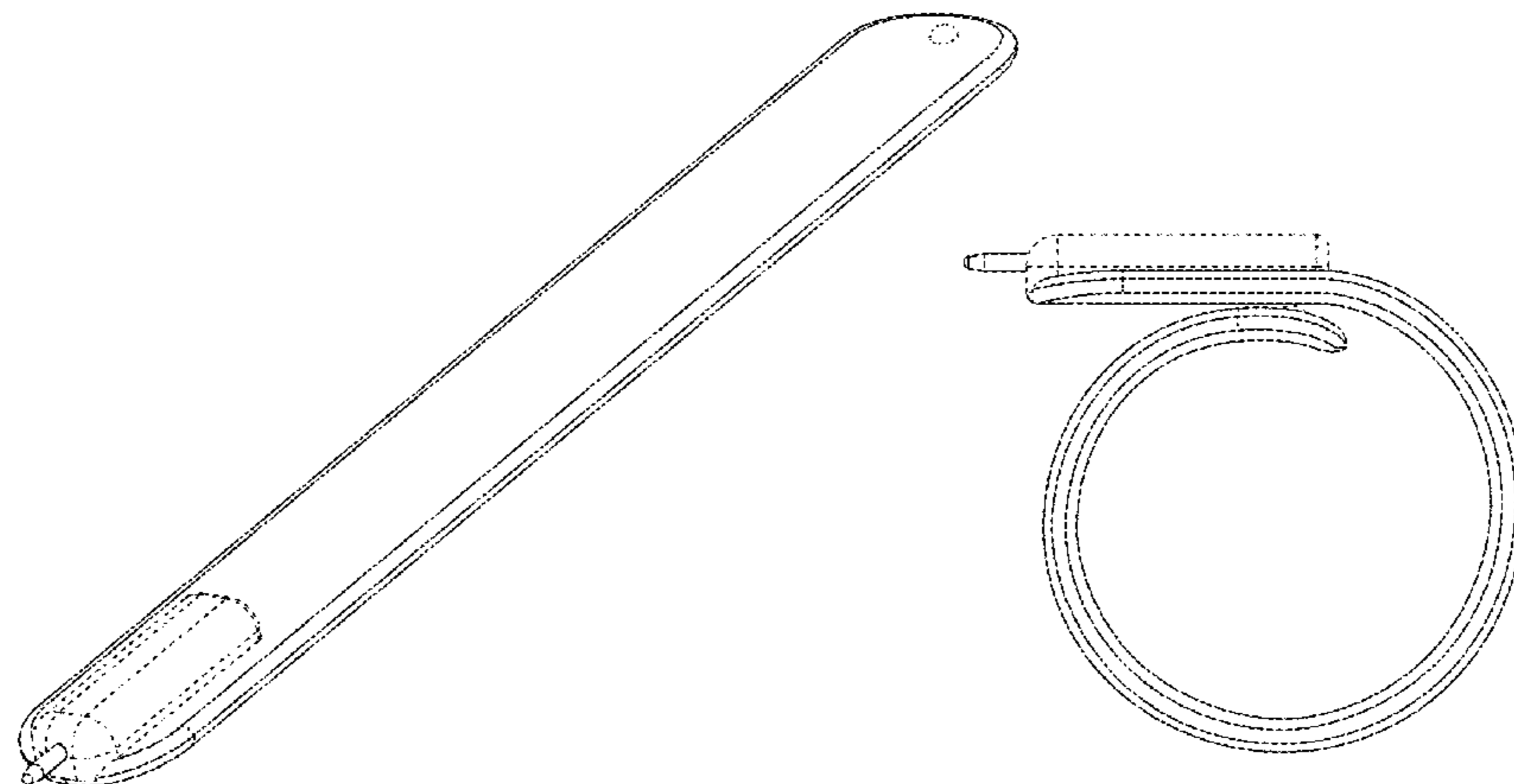
(57) **CLAIM**

The ornamental design for a writing instrument, as shown and described.

DESCRIPTION

FIG. 1 is a front view of a writing instrument showing our new design;
FIG. 2 is a first side view thereof;
FIG. 3 is a rear view thereof;
FIG. 4 is a second side view thereof;
FIG. 5 is a bottom view thereof;
FIG. 6 is a top view thereof;
FIG. 7 is a forward upper perspective view thereof; and,
FIG. 8 is a side view thereof in the coiled configuration.
The broken lines in FIGS. 1 to 8 are included for the purpose of showing portions of the writing instrument that form no part of the claimed design.

1 Claim, 2 Drawing Sheets






Fig. 1

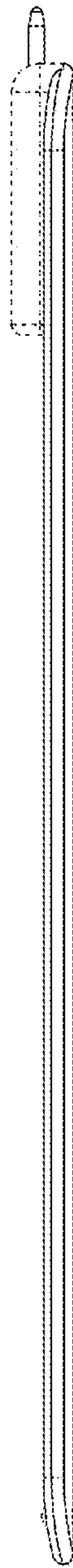


Fig. 2




Fig. 3




Fig. 4

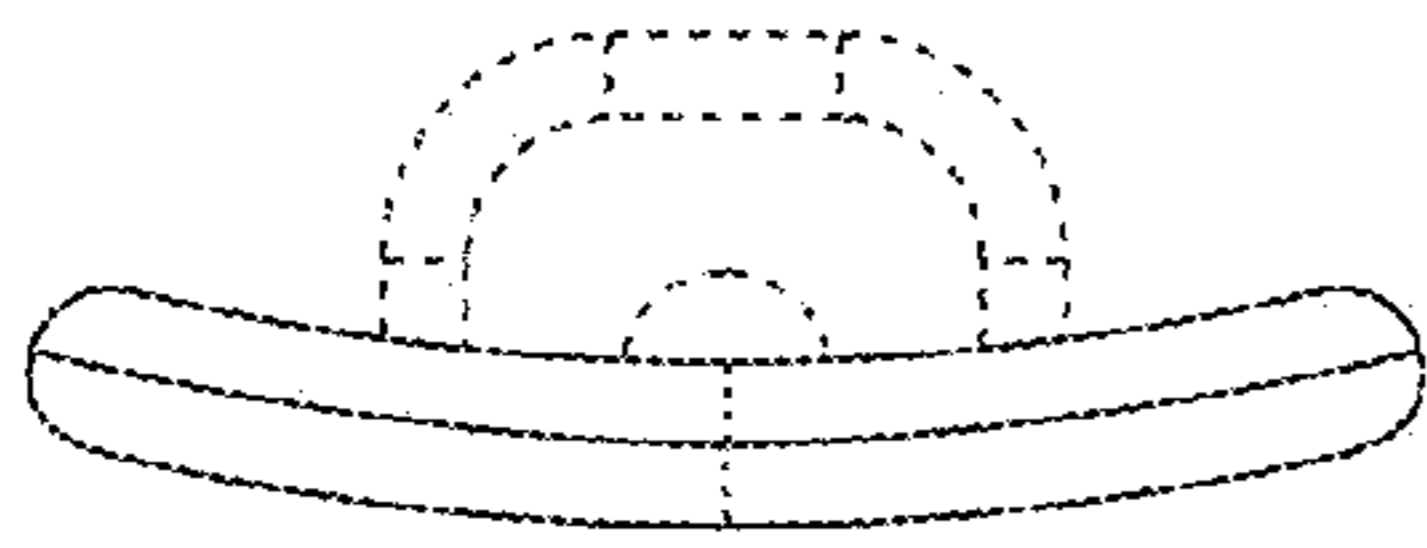


Fig. 5

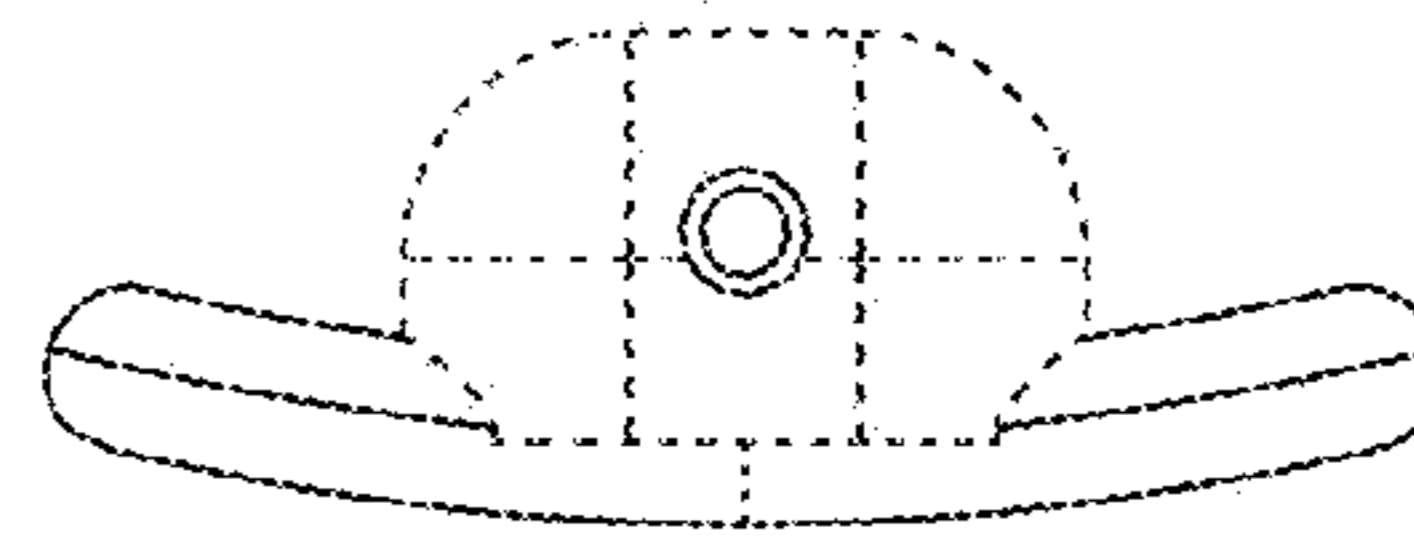


Fig. 6

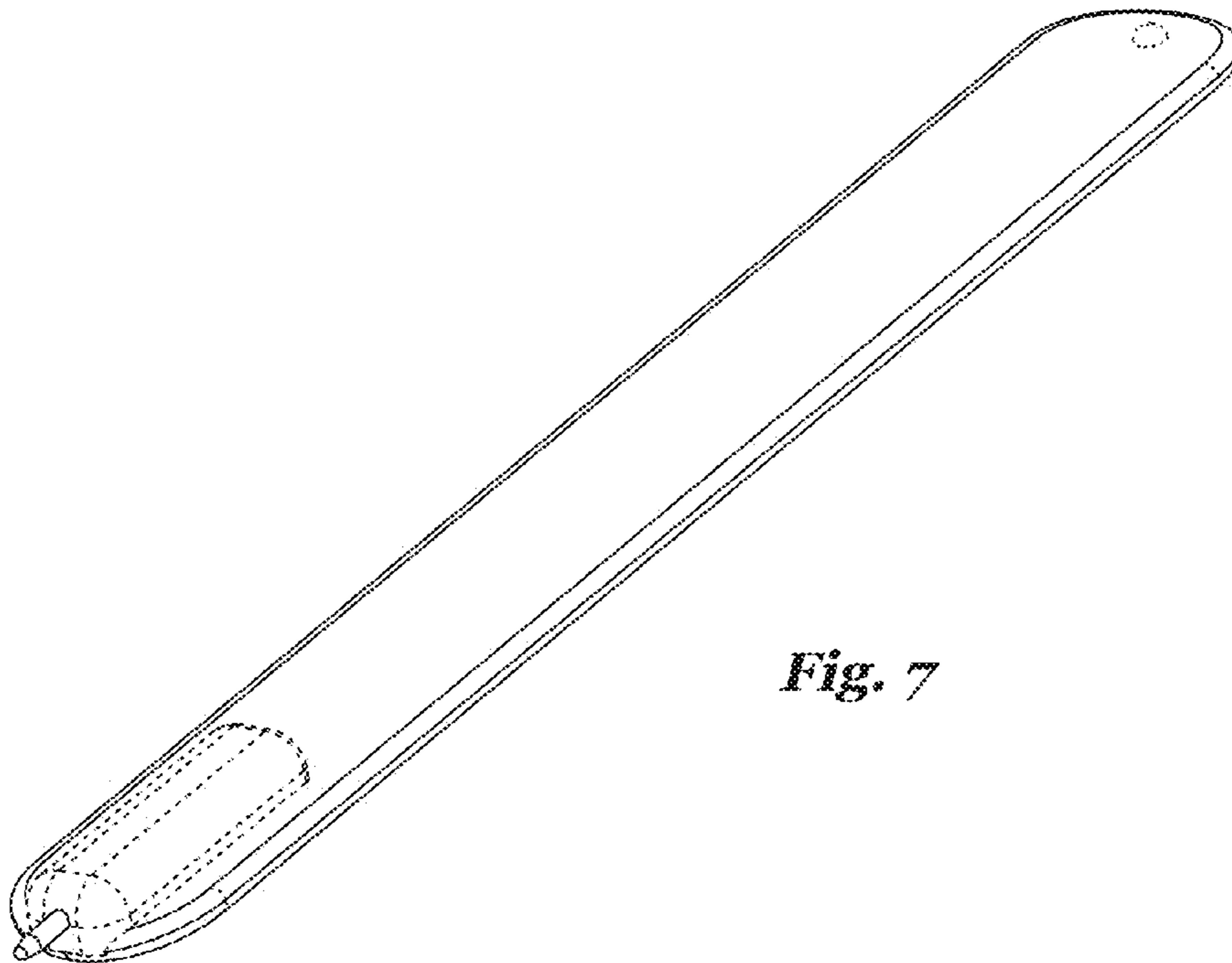


Fig. 7

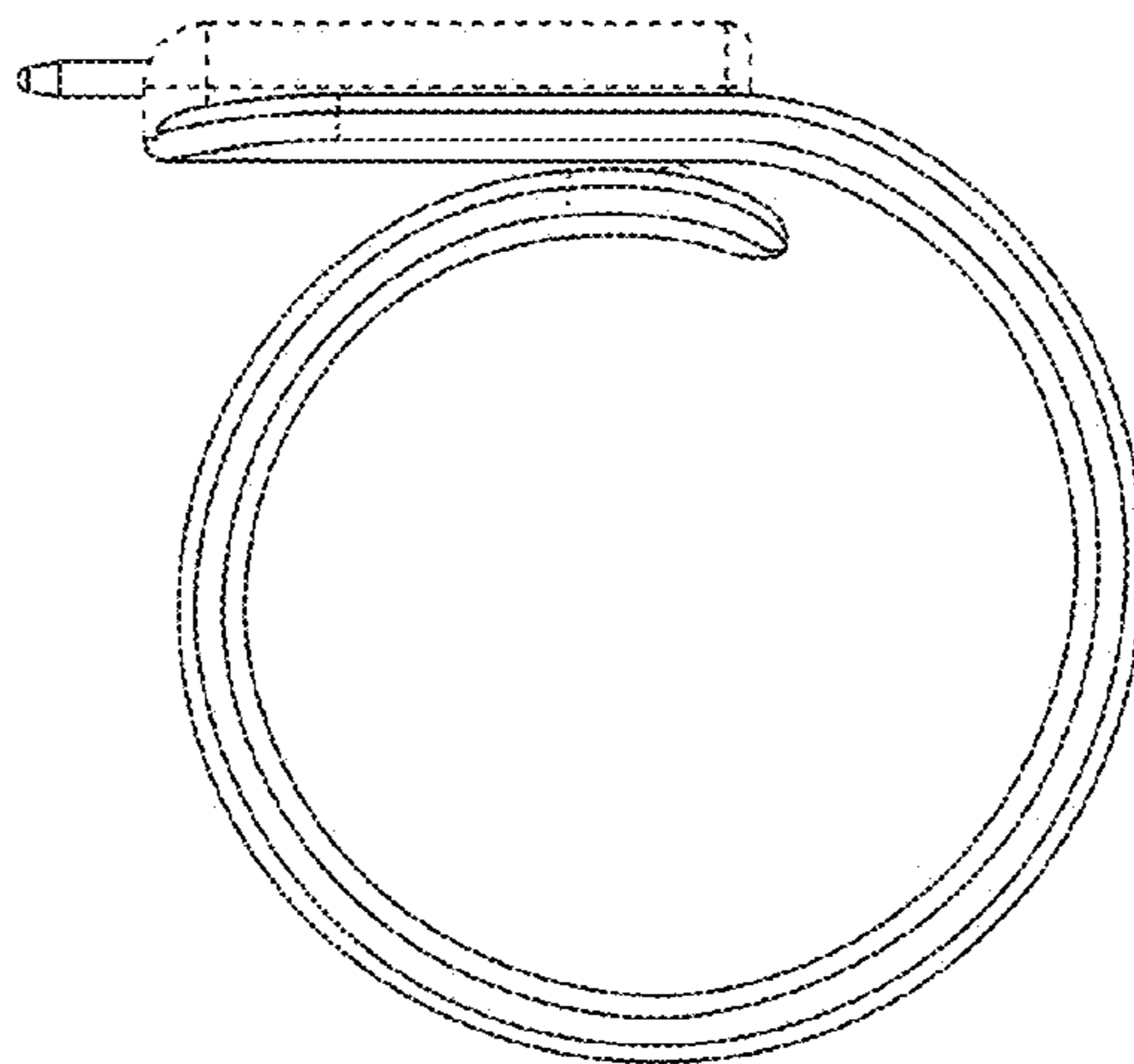


Fig. 8