



US00D708238S

(12) **United States Design Patent**
Matti

(10) **Patent No.:** **US D708,238 S**

(45) **Date of Patent:** **** Jul. 1, 2014**

(54) **DRILL BIT**
(71) Applicant: **Edward Matti**, Calgary (CA)
(72) Inventor: **Edward Matti**, Calgary (CA)
(**) Term: **14 Years**

5,452,628 A *	9/1995	Montgomery et al.	76/108.2
5,551,552 A *	9/1996	Ophardt et al.	198/465.1
5,651,421 A *	7/1997	Newton et al.	175/431
D403,335 S *	12/1998	Arfele et al.	D15/139
D403,336 S *	12/1998	Arfele et al.	D15/139
D620,510 S *	7/2010	Hall	D15/139
D624,097 S *	9/2010	Kenny et al.	D15/139
D682,325 S *	5/2013	Monyak et al.	D15/139
2002/0195280 A1 *	12/2002	Bise et al.	175/426

(21) Appl. No.: **29/457,650**
(22) Filed: **Jun. 12, 2013**

* cited by examiner

Primary Examiner — Patricia Palasik

(51) **LOC (10) Cl.** **15-09**

(52) **U.S. Cl.**
USPC **D15/139**

(57) **CLAIM**

The ornamental design for a drill bit, as shown and described.

(58) **Field of Classification Search**
USPC D8/70, 21, 131, 132, 138, 139; 76/108;
175/336, 374, 389, 400, 408, 409, 410,
175/411, 414, 415, 418, 419, 420; 279/96,
279/103; 403/331, 381; 407/9, 33, 34, 42,
407/54, 63, 110, 113, 114, 115; 408/224,
408/226-230

DESCRIPTION

FIG. 1 is a top plan view of a drill bit of my design.
FIG. 2 is a side elevational view of the drill bit of my design,
wherein the broken lines are the environment of the drill bit
shown in use and form no part of the claimed design; and,
FIG. 3 is another side elevational view of the drill bit of my
design, rotated to show the vane hidden in FIG. 2, wherein the
broken lines are the environment of the drill bit shown in use
and form no part of the claimed design.

See application file for complete search history.

(56) **References Cited**

U.S. PATENT DOCUMENTS

D178,899 S *	10/1956	Olsen	D15/21
D265,205 S *	6/1982	Munson	D15/139

1 Claim, 3 Drawing Sheets

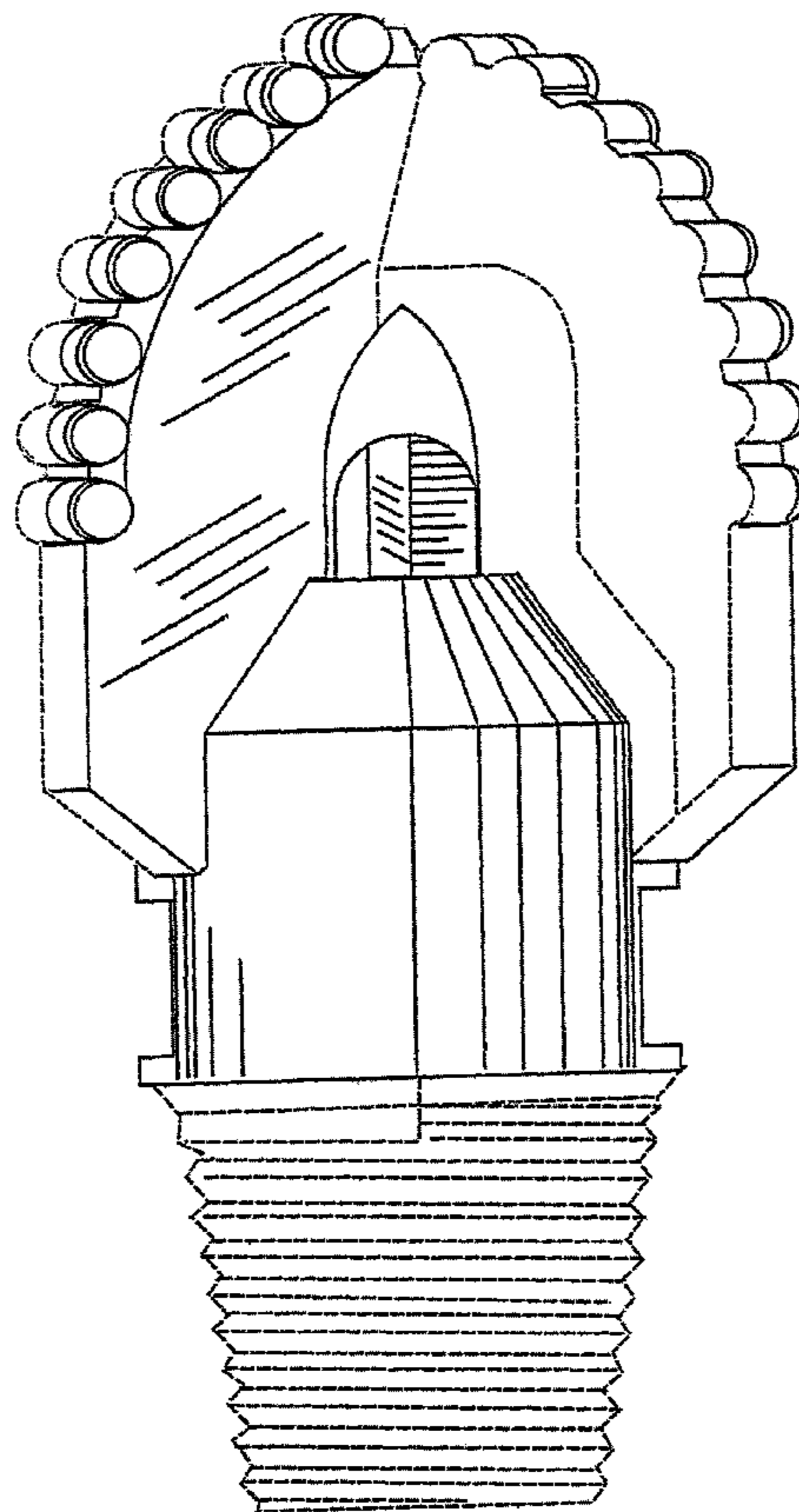
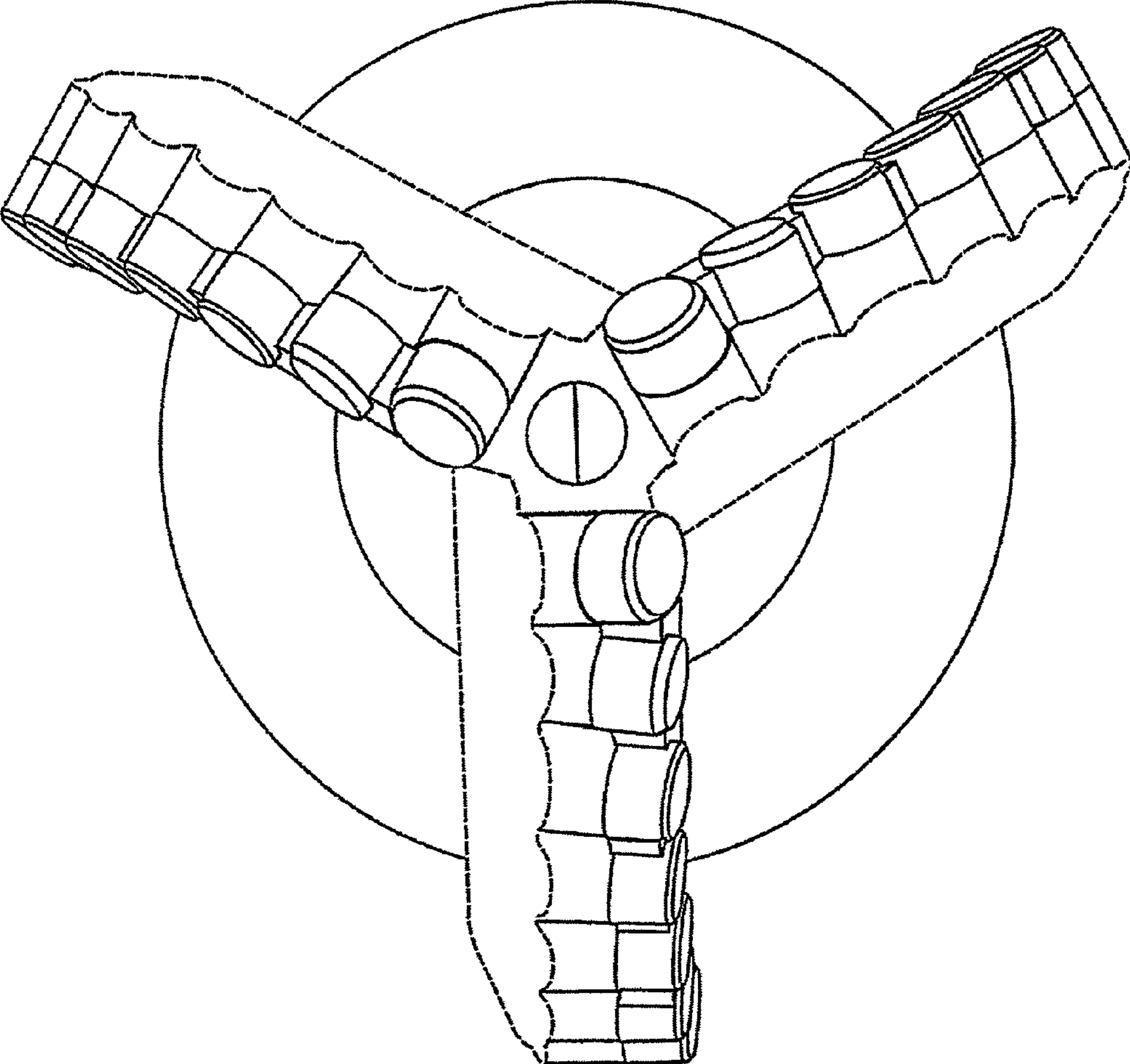


Fig. - 1



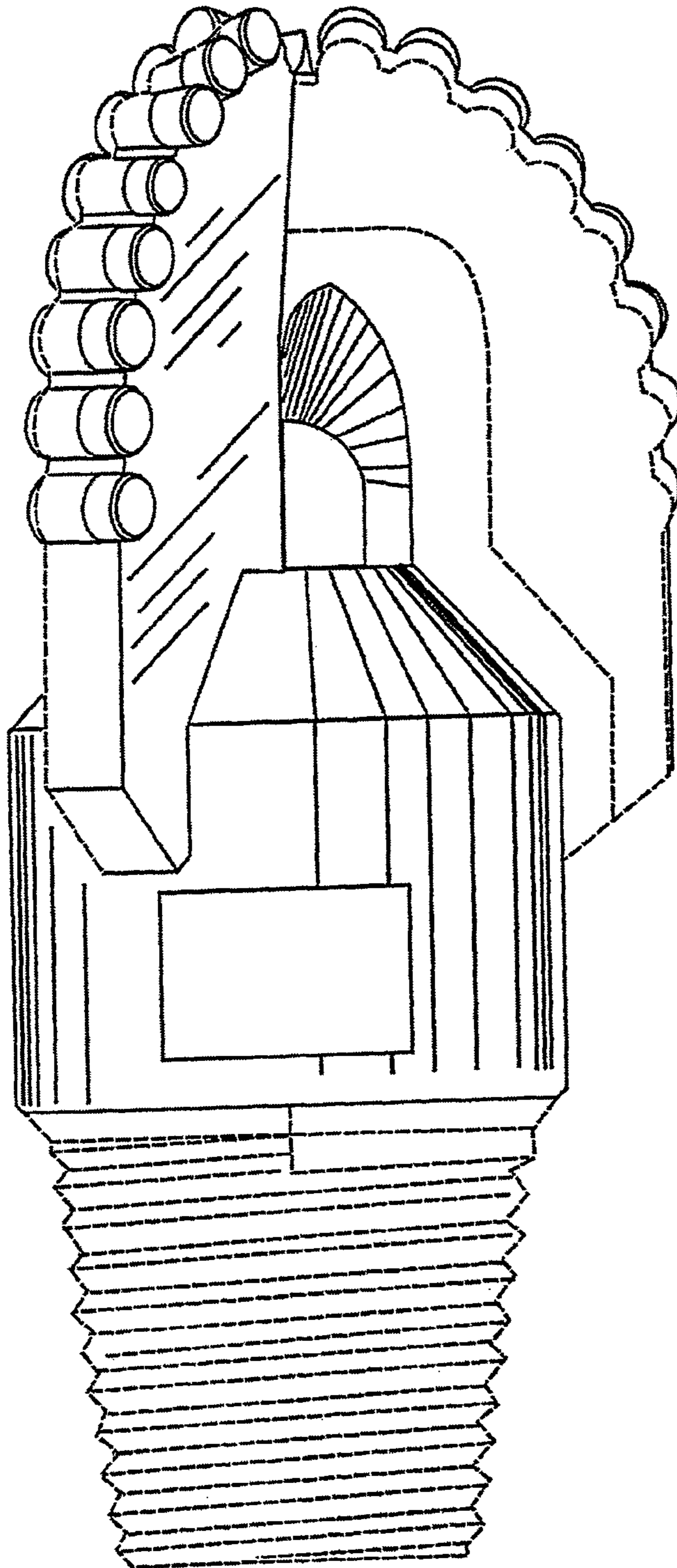


Fig.-2

Fig.-3

