



US00D708234S

(12) **United States Design Patent**
Yunho

(10) **Patent No.:** **US D708,234 S**
(45) **Date of Patent:** **** Jul. 1, 2014**

(54) **REFRIGERATOR**

(71) Applicant: **Samsung Electronics Co., Ltd.**,
Suwon-si (KR)

(72) Inventor: **Yang Yunho**, Yongin-si (KR)

(73) Assignee: **Samsung Electronics Co., Ltd.**,
Suwon-Si (KR)

(*) Notice: This patent is subject to a terminal disclaimer.

(**) Term: **14 Years**

(21) Appl. No.: **29/445,359**

(22) Filed: **Feb. 11, 2013**

(30) **Foreign Application Priority Data**

Sep. 18, 2012 (KR) 30-2012-0045072

(51) **LOC (10) Cl.** **15-07**

(52) **U.S. Cl.**
USPC **D15/86**

(58) **Field of Classification Search**

USPC D15/79-91; 62/3.6, 3.63, 3.64, 293,
62/331, 371, 440-445, 467, 377;
312/112-117, 236, 400-408, 138.1,
312/139.1, 329

See application file for complete search history.

(56) **References Cited**

U.S. PATENT DOCUMENTS

3,070,852 A * 1/1963 Hilliker 49/366
D210,560 S * 3/1968 Kennedy D15/86
D452,255 S * 12/2001 Chai et al. D15/85
D495,719 S * 9/2004 Kirchner et al. D15/86
D508,059 S * 8/2005 Seok et al. D15/86

D508,249 S * 8/2005 Seok et al. D15/86
D508,925 S * 8/2005 Seok et al. D15/86
D508,926 S * 8/2005 Seok et al. D15/86
D522,540 S * 6/2006 Cho et al. D15/86
D540,833 S * 4/2007 Wang et al. D15/86
D543,560 S * 5/2007 Seum et al. D15/86
D556,223 S * 11/2007 Wang et al. D15/86
D557,292 S * 12/2007 Lee et al. D15/86
D614,208 S * 4/2010 Seo et al. D15/86
D630,232 S * 1/2011 Seo et al. D15/85
D639,316 S * 6/2011 Roberson et al. D15/86
D639,317 S * 6/2011 Yang et al. D15/86
D639,828 S * 6/2011 Yang et al. D15/86
D656,968 S * 4/2012 Hwang et al. D15/86
D657,402 S * 4/2012 Hwang et al. D15/86
D657,403 S * 4/2012 Hwang et al. D15/86
D674,416 S * 1/2013 Seo et al. D15/86
D684,610 S * 6/2013 Seo et al. D15/86

* cited by examiner

Primary Examiner — Mitchell Siegel

(74) *Attorney, Agent, or Firm* — Ladas & Parry

(57) **CLAIM**

I claim the ornamental design for a refrigerator, as shown and described.

DESCRIPTION

FIG. 1 is a front/right-side/top perspective view of a refrigerator showing our new design;
FIG. 2 is a front-side elevation view thereof;
FIG. 3 is a rear-side elevation view thereof;
FIG. 4 is a left-side elevation view thereof;
FIG. 5 is a right-side elevation view thereof;
FIG. 6 is a top-side elevation view thereof;
FIG. 7 is a bottom-side elevation view thereof; and,
FIG. 8 is a front/right-side top perspective view thereof, with the doors being shown in an open position.
Features shown in broke lines are disclaimed and form no part of the claimed design.

1 Claim, 8 Drawing Sheets

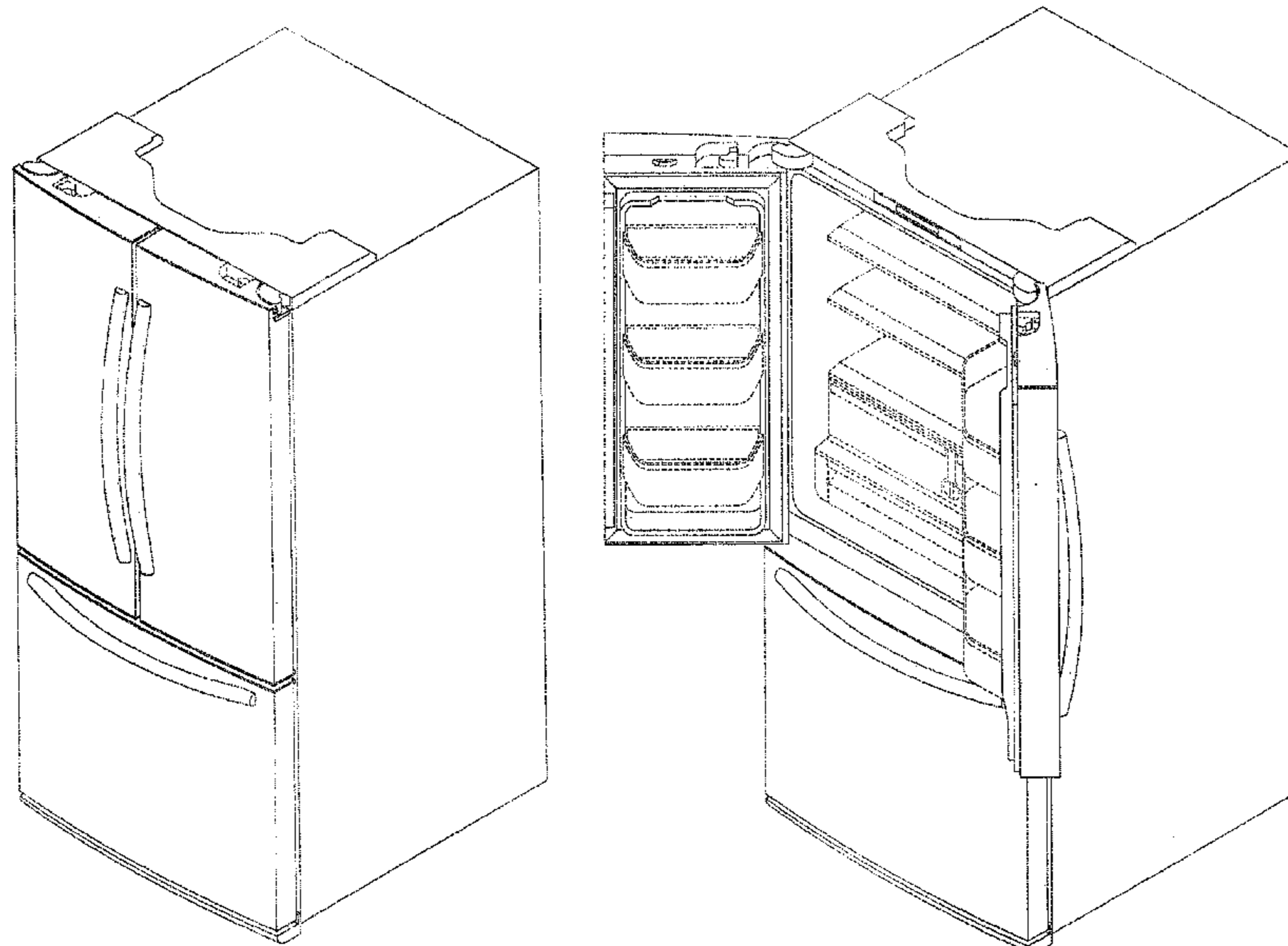


FIG. 1

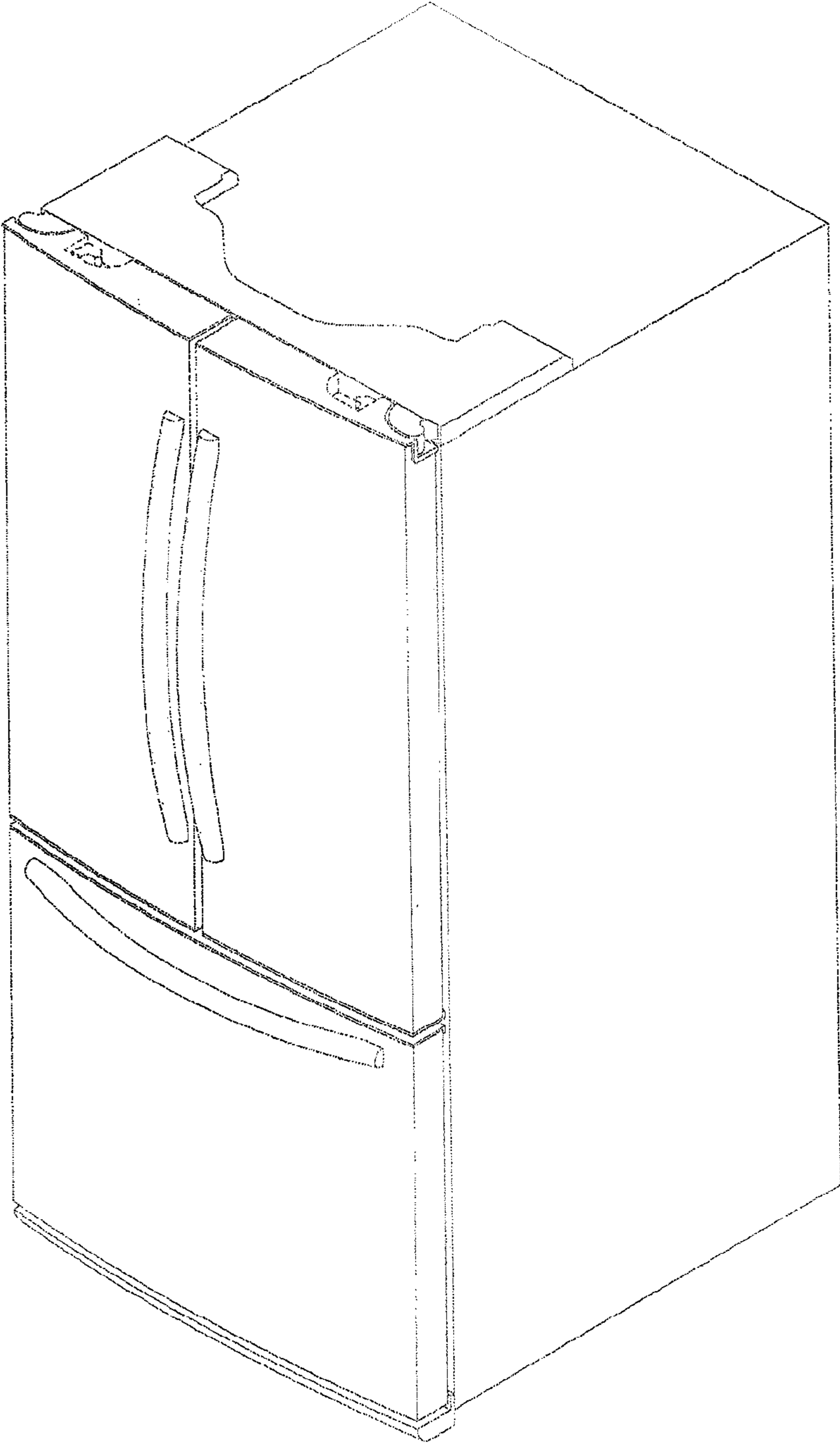


FIG.2

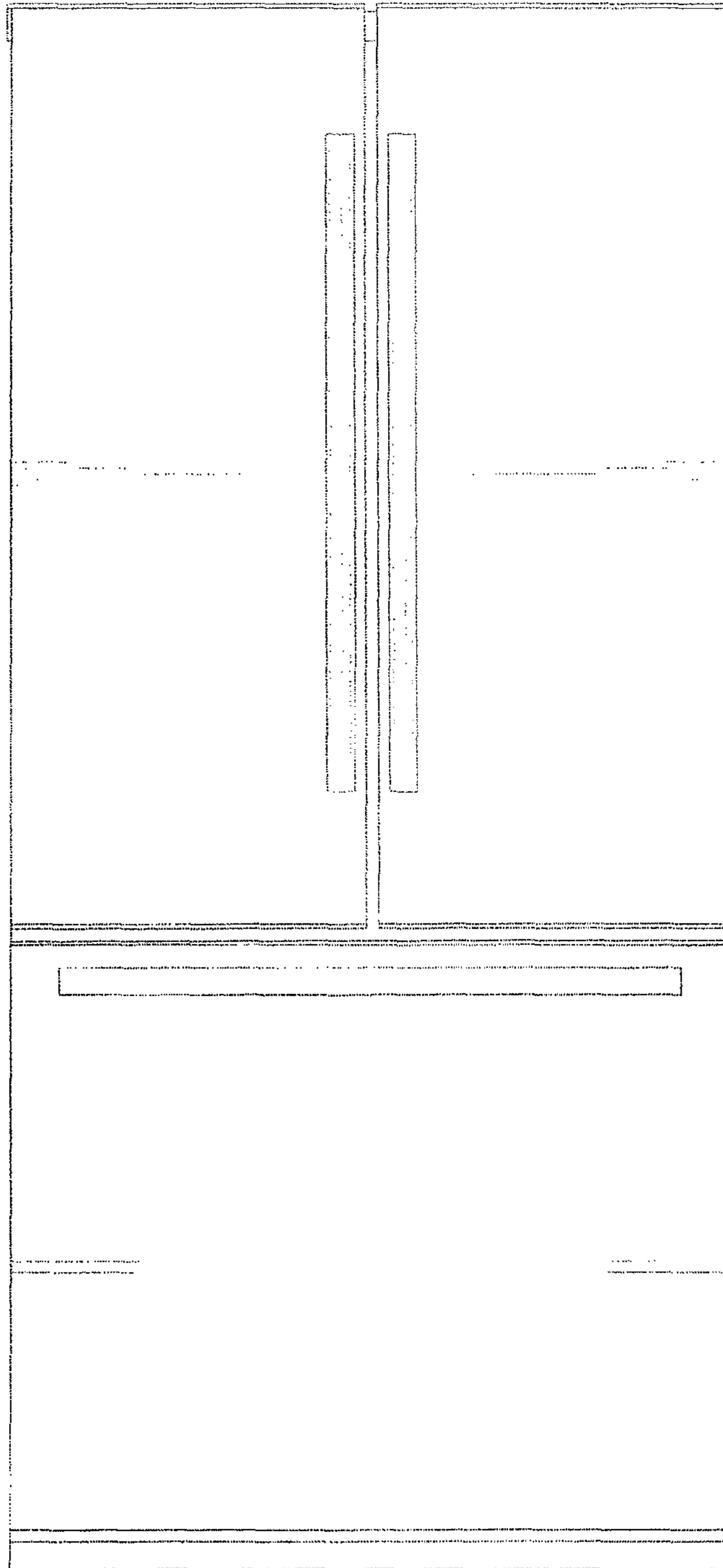


FIG. 3




FIG.4




FIG. 5

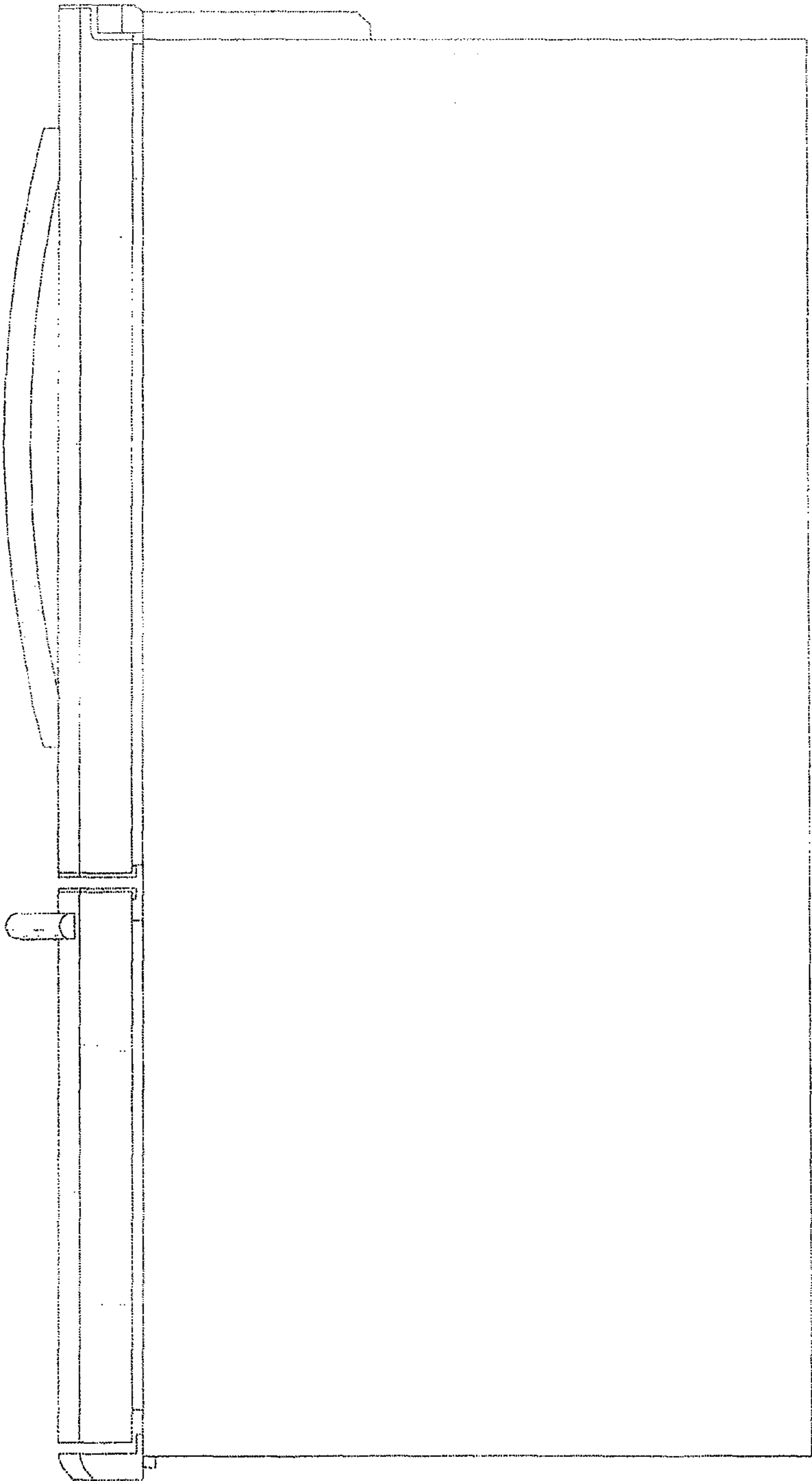


FIG. 6




FIG. 7




FIG. 8

