



US00D708221S

(12) **United States Design Patent**
Danton et al.

(10) **Patent No.:** **US D708,221 S**

(45) **Date of Patent:** **** Jul. 1, 2014**

(54) **DISPLAY SCREEN WITH ICON**

(71) Applicant: **Microsoft Corporation**, Redmond, WA (US)

(72) Inventors: **Stephen Danton**, Seattle, WA (US);
Jesse Francisco, Redmond, WA (US);
Jonah Sterling, Redmond, WA (US);
Michael Bach, Redmond, WA (US); **Jon Harris**, Redmond, WA (US); **Jon Lee**, Redmond, WA (US); **Jodie Eilers**, Redmond, WA (US)

(73) Assignee: **Microsoft Corporation**, Redmond, WA (US)

(**) Term: **14 Years**

(21) Appl. No.: **29/448,970**

(22) Filed: **Mar. 14, 2013**

(51) **LOC (10) Cl.** **14-04**

(52) **U.S. Cl.**
USPC **D14/492**

(58) **Field of Classification Search**
USPC D14/485–495; 715/715, 727, 728, 763,
715/779, 810, 825, 835, 836, 837, 838, 839,
715/840, 845, 846, 847, 864, 962, 976, 977
See application file for complete search history.

(56) **References Cited**

U.S. PATENT DOCUMENTS

| | | | | | | |
|--------------|----|---|---------|-------------------|-------|---------|
| D477,828 | S | * | 7/2003 | Ferguson et al. | | D14/486 |
| D544,495 | S | * | 6/2007 | Evans et al. | | D14/488 |
| D627,791 | S | * | 11/2010 | Lamb et al. | | D14/489 |
| D629,419 | S | * | 12/2010 | Ording et al. | | D14/489 |
| D638,441 | S | * | 5/2011 | Ording et al. | | D14/489 |
| D683,362 | S | * | 5/2013 | Graham et al. | | D14/492 |
| D684,185 | S | * | 6/2013 | van Dongen et al. | | D14/489 |
| D687,460 | S | * | 8/2013 | Tyler et al. | | D14/489 |
| D690,718 | S | * | 10/2013 | Thomsen et al. | | D14/485 |
| D692,444 | S | * | 10/2013 | Lee et al. | | D14/486 |
| D697,081 | S | * | 1/2014 | van Dongen et al. | | D14/489 |
| D698,366 | S | * | 1/2014 | Matruglio | | D14/492 |
| 2005/0097478 | A1 | * | 5/2005 | Killian et al. | | 715/851 |

* cited by examiner

Primary Examiner — Angela J Lee

(74) *Attorney, Agent, or Firm* — Banner & Witcoff, Ltd.



(57) **CLAIM**

The ornamental design for a display screen with icon, as shown and described.

DESCRIPTION

FIG. 1 is a front view of a display screen with icon showing my/our new design; and, FIG. 2 is a front view of a display screen with icon showing an alternative embodiment of my/our new design. The broken line showing of the remainder of the display screen is for environmental purposes only and forms no part of the claimed design. The difference in shading in FIG. 2 indicates a contrast of appearance and does not depict any particular color, texture or material.

1 Claim, 2 Drawing Sheets






FIGURE 1

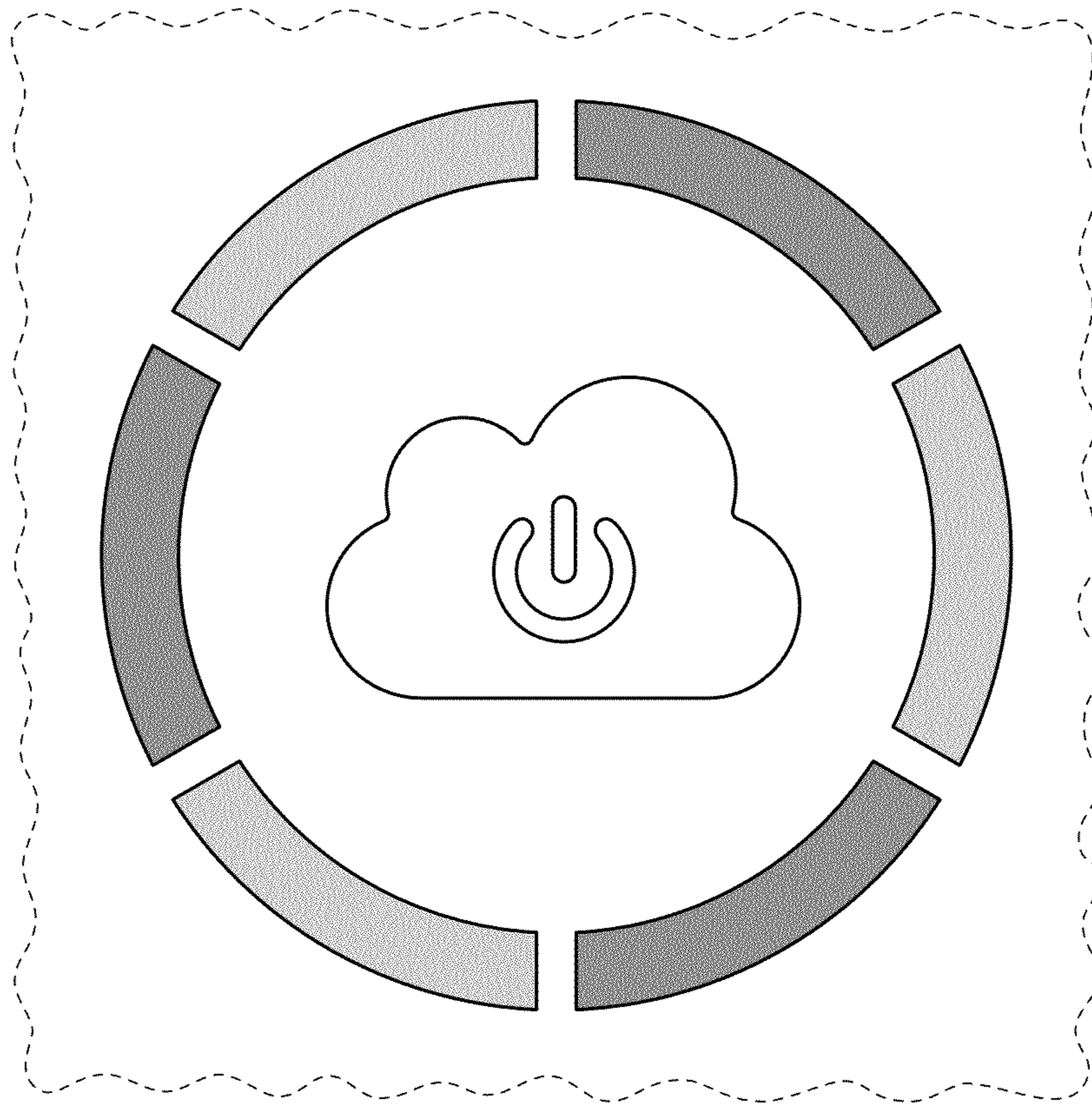


FIGURE 2