



US00D708200S

(12) **United States Design Patent**
Yu et al.

(10) **Patent No.:** **US D708,200 S**
(45) **Date of Patent:** **** Jul. 1, 2014**

(54) **DISPLAY SCREEN OR PORTION THEREOF WITH TRANSITIONAL GRAPHICAL USER INTERFACE**

(75) Inventors: **Seock-Hyun Yu**, Seoul (KR);
Dong-Hwan Bae, Seoul (KR);
Hyung-Jung Kim, Seoul (KR); **Ho Kim**, Seoul (KR)

(73) Assignee: **Samsung Electronics Co., Ltd.**,
Suwon-si (KR)

(**) Term: **14 Years**

(21) Appl. No.: **29/421,331**

(22) Filed: **Jul. 6, 2012**

(30) **Foreign Application Priority Data**

Jan. 9, 2012 (KR) 30-2012-0001204

(51) **LOC (10) Cl.** **14-04**

(52) **U.S. Cl.**
USPC **D14/486**

(58) **Field of Classification Search**
USPC D14/485–488, 490; 715/780, 816–817,
715/825, 977

See application file for complete search history.

(56) **References Cited**

U.S. PATENT DOCUMENTS

5,367,626	A *	11/1994	Morioka et al.	715/837
5,812,124	A *	9/1998	Eick et al.	725/45
5,898,434	A *	4/1999	Small et al.	715/810
D540,336	S *	4/2007	Kim et al.	D14/485
D541,293	S *	4/2007	Harvey et al.	D14/488
D557,275	S *	12/2007	De Mar et al.	D14/487

(Continued)

Primary Examiner — Karen E Kearney
(74) *Attorney, Agent, or Firm* — NSIP Law

(57) **CLAIM**

The ornamental design for a display screen or portion thereof with transitional graphical user interface, as shown and described.

DESCRIPTION

FIG. 1 is a front view of a first image in a sequence for a display screen or portion thereof with transitional graphical user interface, showing our new design;

FIG. 2 is a front view of a second image thereof;

FIG. 3 is a front view of a third image thereof;

FIG. 4 is a front view of a fourth image thereof;

FIG. 5 is a front view of a fifth image thereof;

FIG. 6 is a front view of the display screen or portion thereof with transitional graphical user interface of FIG. 1, shown in the context of a device;

FIG. 7 is a front view of a second image thereof;

FIG. 8 is a front view of a third image thereof;

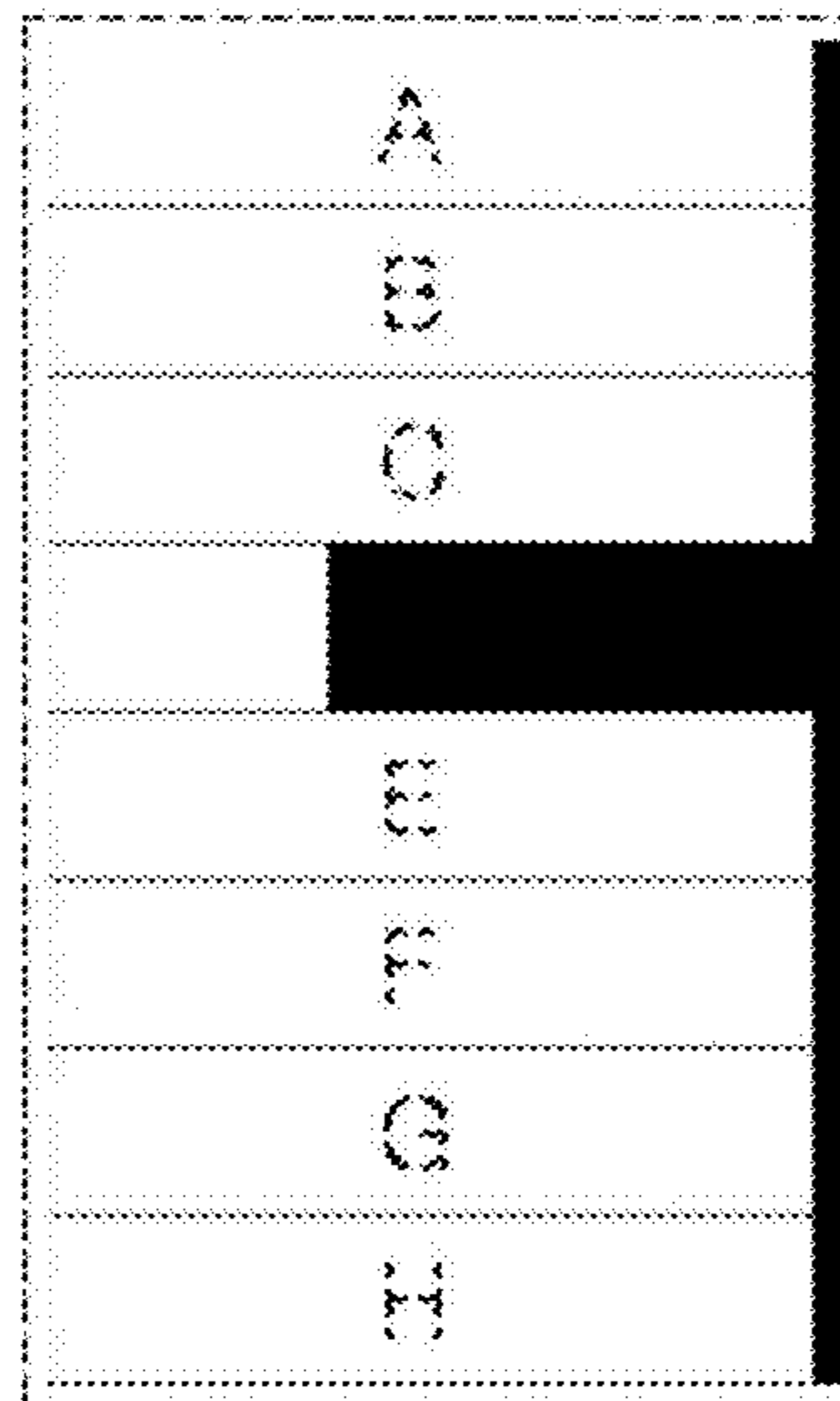

FIG. 9 is a front view of a fourth image thereof; and,

FIG. 10 is a front view of a fifth image thereof.

The appearance of the transitional image sequentially transitions between the images shown in FIGS. 1 through 5 and FIGS. 6 through 10. The subject matter of this patent includes a process or period in which an image changes into another image. This process or period forms no part of the claimed design. The broken line showings of the display screen in the Figures and the device in FIGS. 6-10 are included for the purpose of illustrating environmental structure and form no part of the claimed design.

The broken line showings of the letters in FIGS. 2, 3, 4, 5, 7, 8, 9, and 10 are included for the purpose of illustrating portions of the display screen or portion thereof with transitional graphical user interface and form no part of the claimed design.

1 Claim, 10 Drawing Sheets



(56)

References Cited

U.S. PATENT DOCUMENTS

D574,392 S *	8/2008	Kwag et al.	D14/486	8,281,255 B2 *	10/2012	Kidd	715/845
D588,153 S *	3/2009	Okada	D14/488	8,332,748 B1 *	12/2012	Karam	715/246
D595,726 S *	7/2009	Akimoto	D14/485	8,464,295 B2 *	6/2013	Stallings et al.	725/53
D599,363 S *	9/2009	Mays	D14/485	D687,453 S *	8/2013	Jung et al.	D14/486
7,703,031 B2 *	4/2010	Nakagawa et al.	715/765	2005/0251760 A1 *	11/2005	Sato et al.	715/856
7,707,514 B2 *	4/2010	Forstall et al.	715/810	2008/0046840 A1 *	2/2008	Melton et al.	715/825
D628,205 S *	11/2010	Lemay	D14/486	2009/0167692 A1 *	7/2009	Tan et al.	345/168
D631,060 S *	1/2011	Flik et al.	D14/486	2010/0305970 A1 *	12/2010	McLaren et al.	705/3
D638,852 S *	5/2011	Skidmore et al.	D14/488	2011/0083103 A1 *	4/2011	Shim et al.	715/810
D641,372 S *	7/2011	Gardner et al.	D14/486	2011/0252302 A1 *	10/2011	Yalovsky	715/234
D643,438 S *	8/2011	Gardner et al.	D14/486	2012/0210275 A1 *	8/2012	Park et al.	715/810
8,281,254 B2 *	10/2012	White	715/810	2012/0260204 A1 *	10/2012	Audet	715/769
				2013/0024776 A1 *	1/2013	Ramirez	715/739
				2013/0159902 A1 *	6/2013	Kwak et al.	715/765
				2013/0227490 A1 *	8/2013	Thorsander et al.	715/841

* cited by examiner

FIG. 1




FIG.2

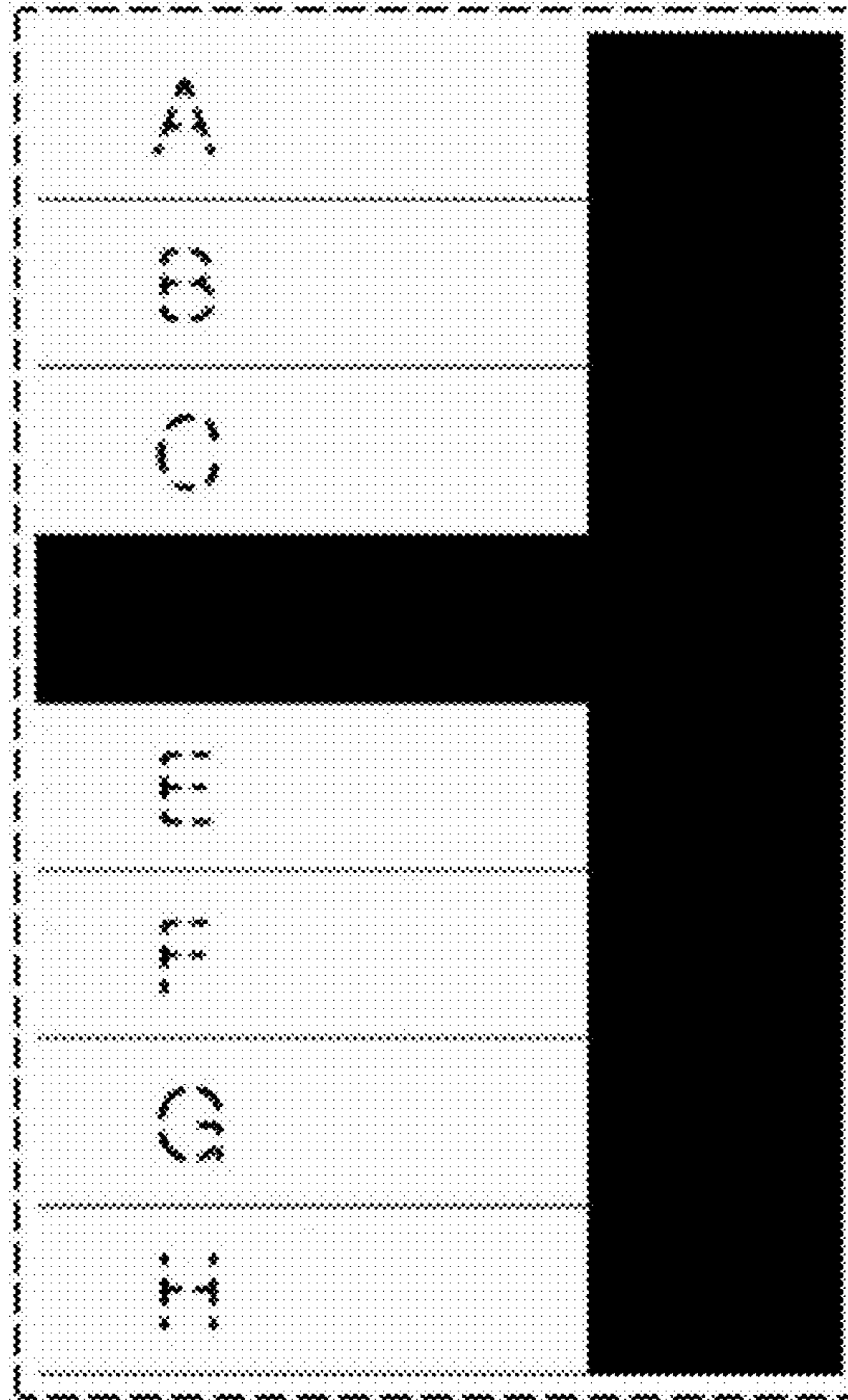


FIG.3

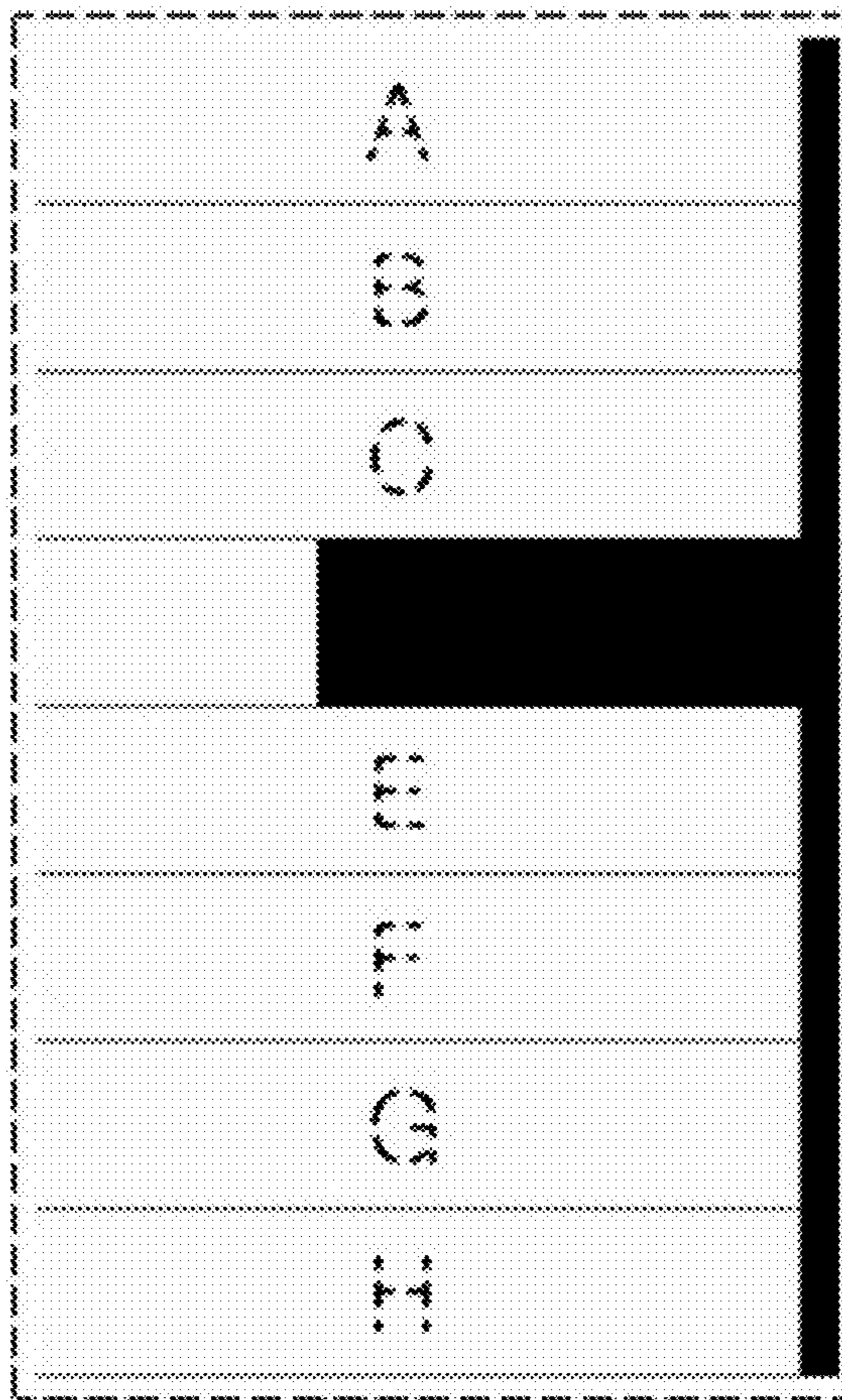


FIG.4

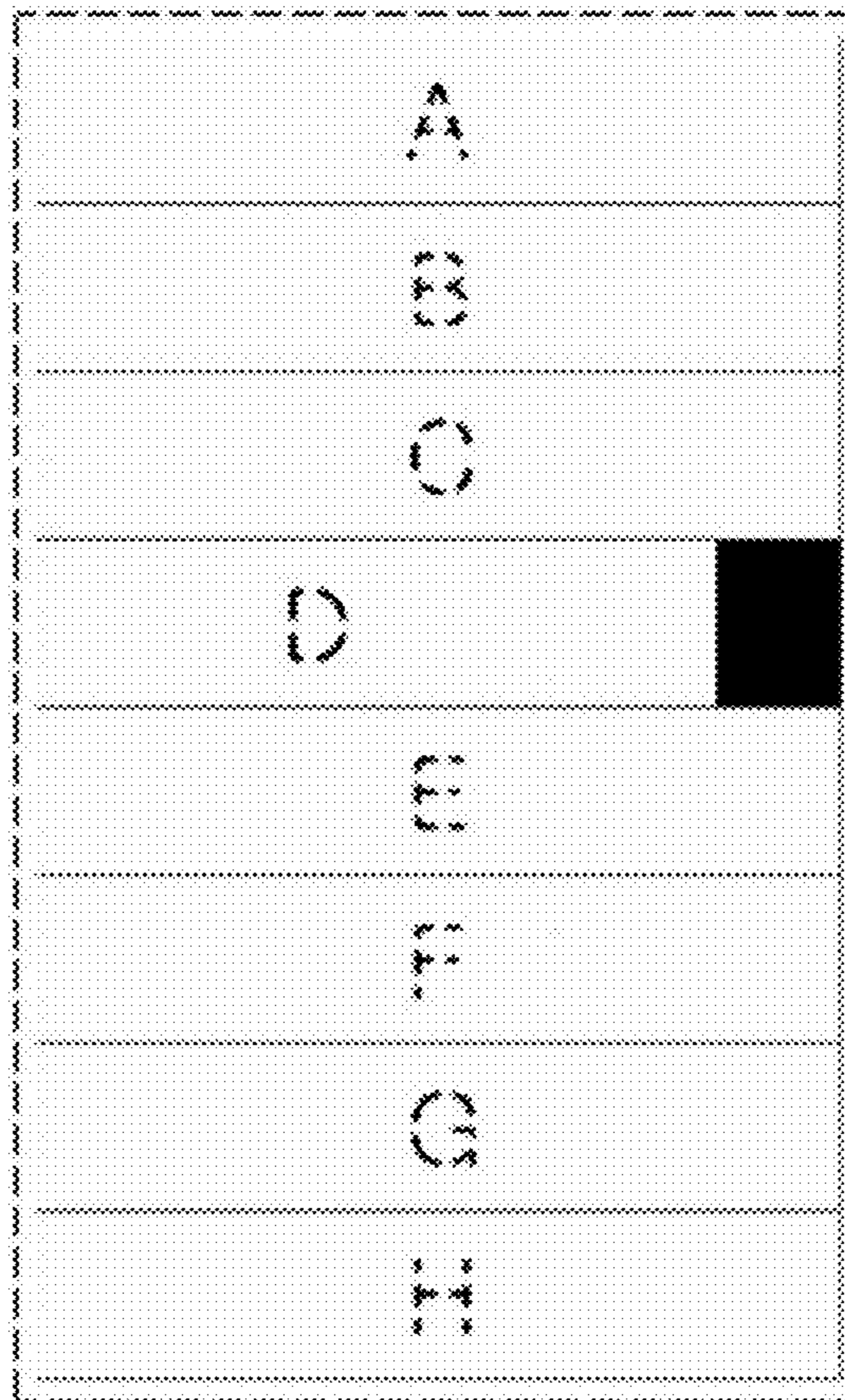


FIG.5

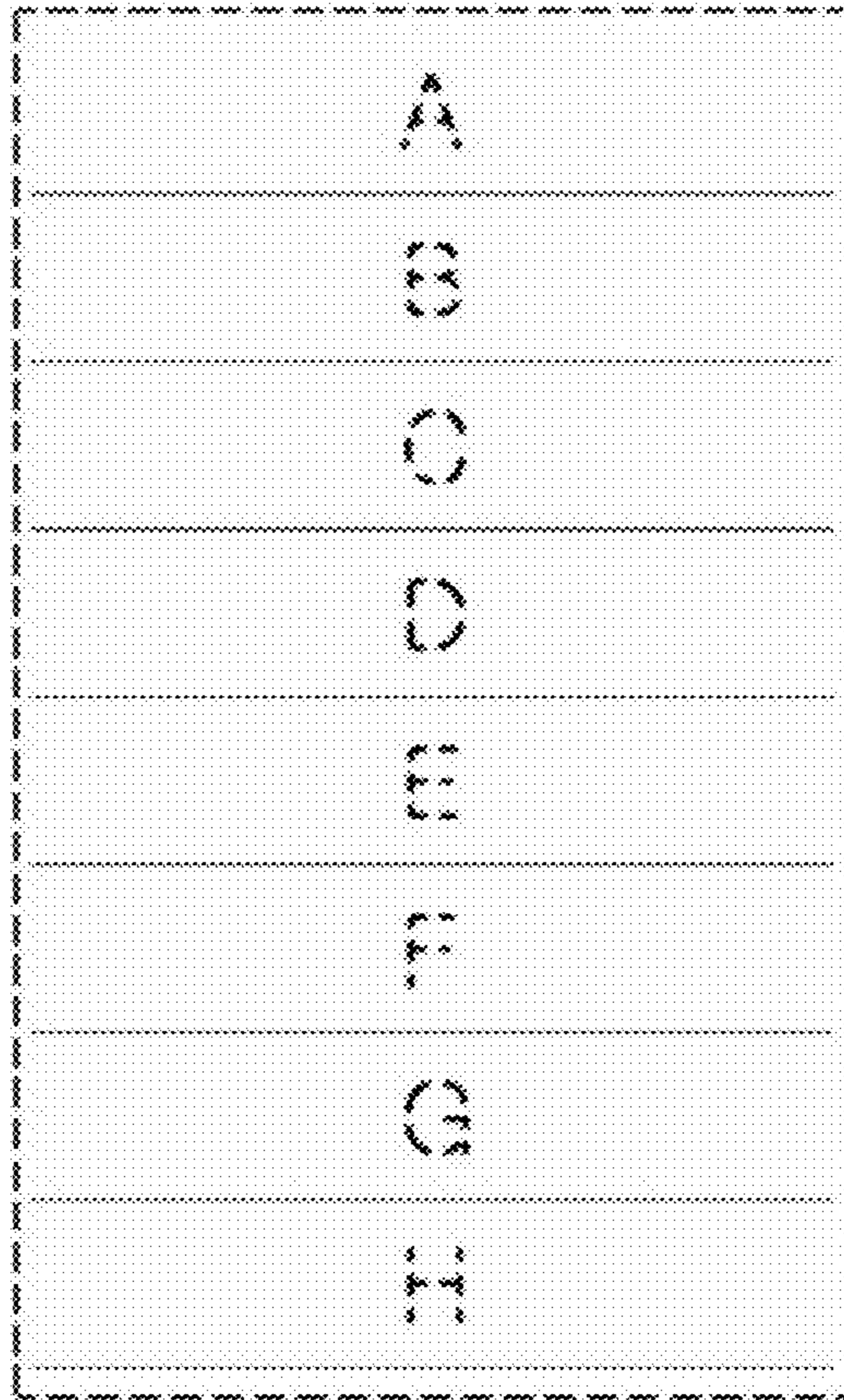


FIG. 6




FIG.7

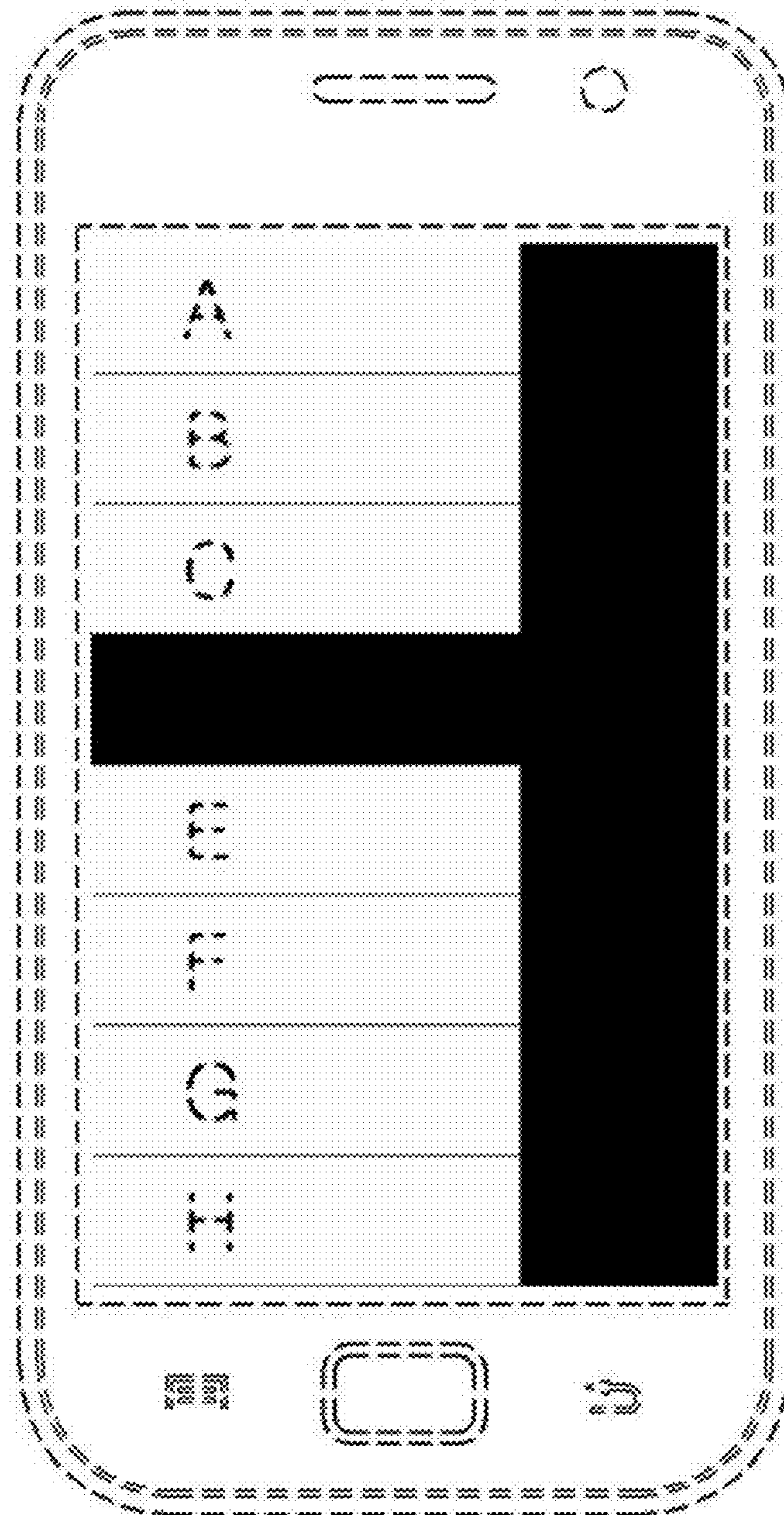


FIG.8

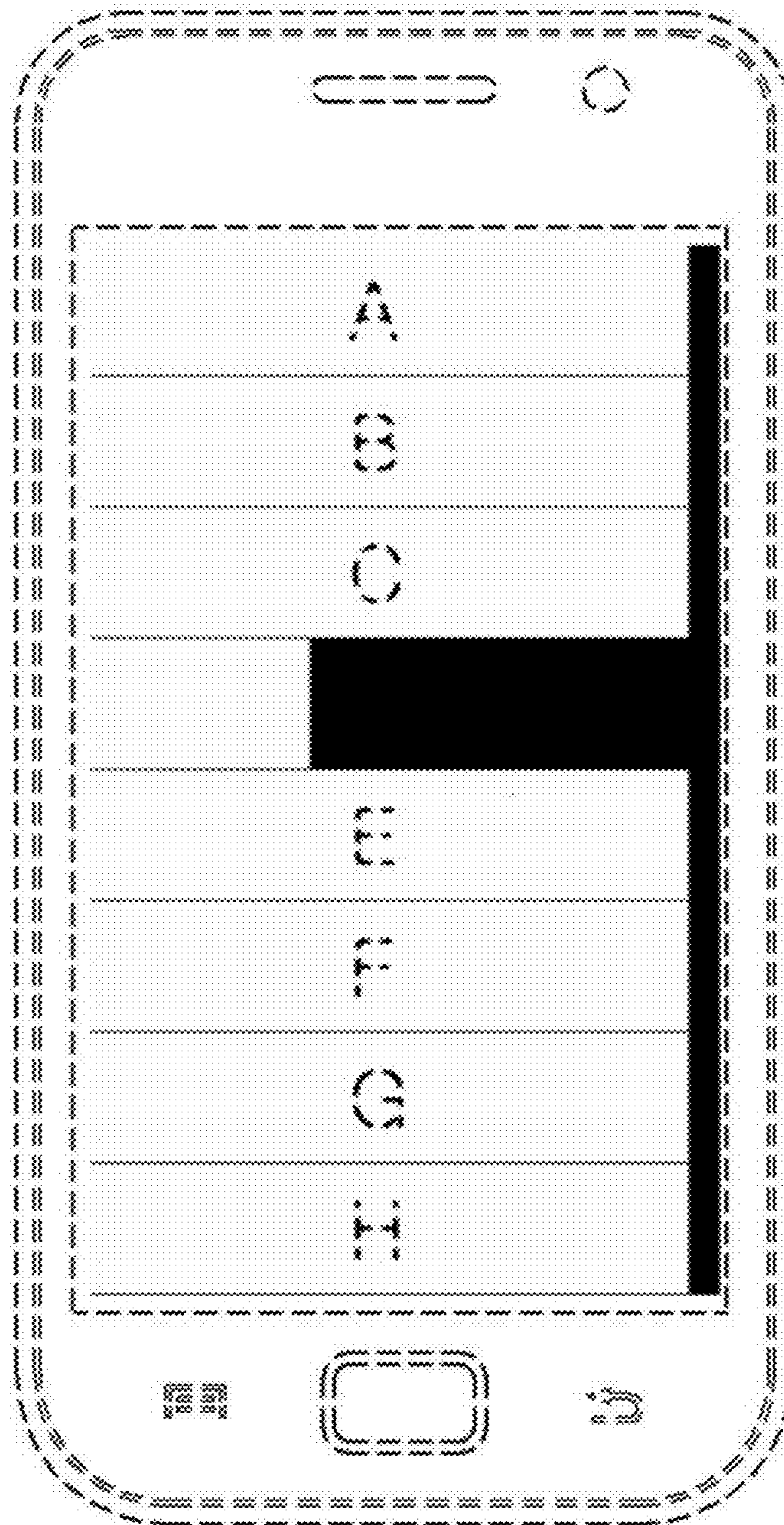


FIG.9

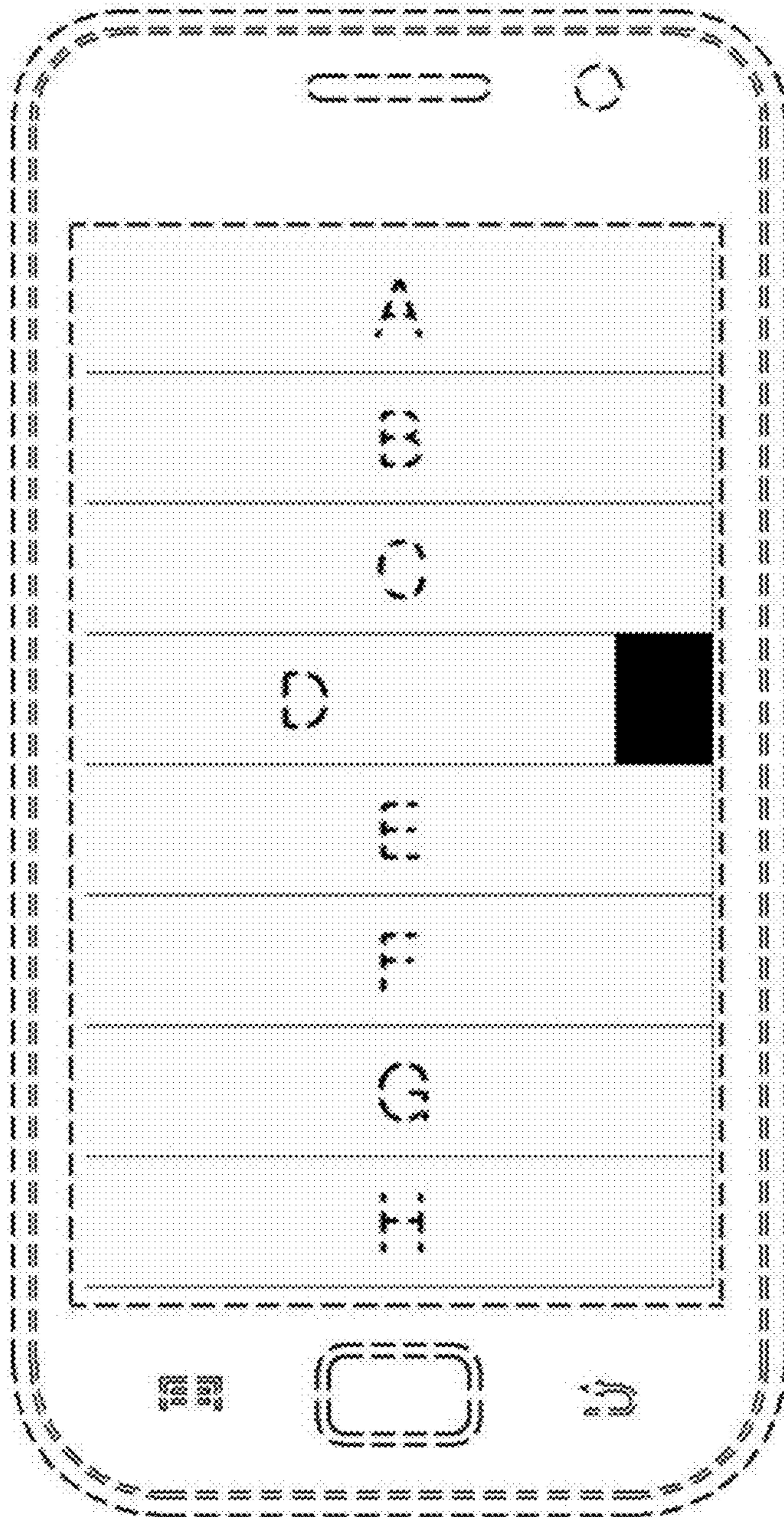


FIG.10

