



US00D708190S

(12) **United States Design Patent**
An et al.

(10) **Patent No.:** **US D708,190 S**
(45) **Date of Patent:** **** Jul. 1, 2014**

(54) **WIRELESS USB ADAPTER SYSTEM**

(71) Applicants: **Weili An**, Shenzhen (CN); **Yongli Fu**, Shenzhen (CN)

(72) Inventors: **Weili An**, Shenzhen (CN); **Yongli Fu**, Shenzhen (CN)

(73) Assignee: **Huizhou TCL Mobile Communication Co., Ltd**, Huizhou (CN)

(**) Term: **14 Years**

(21) Appl. No.: **29/440,888**

(22) Filed: **Dec. 28, 2012**

(51) **LOC (10) Cl.** **14-02**

(52) **U.S. Cl.**
USPC **D14/480.6; D13/108**

(58) **Field of Classification Search**
CPC H05K 5/0278; G06K 19/07732
USPC D14/411, 433, 435.1, 436, 480.1–480.7, D14/484.1, 137, 155, 203.1–203.8, 240, D14/242, 217, 251, 253, 432, 434; D13/133, 154, 107–110, 118–119, 184, D13/101, 103, 112, 114, 123, 137.1, 138.1, D13/144, 199; 320/107–115; 439/105, 439/146–147, 166, 170–175, 218, 518, 692, 439/956; 307/150, 151

See application file for complete search history.

(56) **References Cited**

U.S. PATENT DOCUMENTS

2,274,398	A *	2/1942	Conrad	439/269.2
D148,379	S *	1/1948	Nagy	D13/138.1
2,675,531	A *	4/1954	Sams et al.	439/427
D209,284	S *	11/1967	Busch	D13/144
D392,617	S *	3/1998	Yokozawa	D13/144
D406,261	S *	3/1999	Kettula et al.	D13/144
D492,249	S *	6/2004	Suomalainen et al.	D13/108
D532,776	S *	11/2006	Griffin	D14/435.1

D537,036	S *	2/2007	Chen	D14/433
D544,833	S *	6/2007	Sade et al.	D13/108
D545,274	S *	6/2007	Dong	D13/144
D596,182	S *	7/2009	Kim et al.	D14/435.1
7,574,273	B2 *	8/2009	Obata et al.	700/94
D606,077	S *	12/2009	Hu et al.	D14/480.1
D609,713	S *	2/2010	Du et al.	D14/480.6
D611,409	S *	3/2010	Green et al.	D13/110
D611,463	S *	3/2010	Kim	D14/242
D612,384	S *	3/2010	Kim et al.	D14/435.1
D613,692	S *	4/2010	Son et al.	D13/144
D614,136	S *	4/2010	Chyan et al.	D13/144
D614,137	S *	4/2010	Son et al.	D13/144

(Continued)

Primary Examiner — Karen E Kearney

(74) *Attorney, Agent, or Firm* — Anova Law Group, PLLC

(57) **CLAIM**

The ornamental design for a wireless USB adapter system, as shown and described.

DESCRIPTION

FIG. 1 is a perspective view of a wireless USB adapter system comprising a wireless USB adapter and a wall charger in accordance with the present invention;

FIG. 2 is a perspective view of a wireless USB adapter of FIG. 1;

FIG. 3 is a front view of FIG. 2;

FIG. 4 is a back view of FIG. 2;

FIG. 5 is a top view of FIG. 2;

FIG. 6 is a bottom view of FIG. 2;

FIG. 7 is a left side view of FIG. 2;

FIG. 8 is a right side view of FIG. 2;

FIG. 9 is a perspective view of a wall charger of FIG. 1;

FIG. 10 is a front view of FIG. 9;

FIG. 11 is a back view of FIG. 9;


FIG. 12 is a top view of FIG. 9;

FIG. 13 is a bottom view of FIG. 9;

FIG. 14 is a left side view of FIG. 9; and,

FIG. 15 is a right side view of FIG. 9.

1 Claim, 11 Drawing Sheets



(56)

References Cited

U.S. PATENT DOCUMENTS

D615,043 S *	5/2010	Tang et al.	D13/144	D650,390 S *	12/2011	Aqqad et al.	D14/480.6
D617,782 S *	6/2010	Kim	D14/242	D654,436 S *	2/2012	Cheng	D13/144
D618,227 S *	6/2010	Han	D14/242	D654,437 S *	2/2012	Fitch	D13/144
D619,999 S *	7/2010	Wu et al.	D14/240	D655,246 S *	3/2012	Fitch et al.	D13/144
7,833,029 B2 *	11/2010	Choi et al.	439/135	D655,247 S *	3/2012	Fitch et al.	D13/144
D631,836 S *	2/2011	Kao	D13/108	D660,796 S *	5/2012	Wen et al.	D13/110
D631,837 S *	2/2011	Smith et al.	D13/108	D671,497 S *	11/2012	Smith et al.	D13/144
D637,587 S *	5/2011	Pan	D14/242	D691,955 S *	10/2013	Lee et al.	D13/144
D639,238 S *	6/2011	Serrano	D13/110	D697,029 S *	1/2014	Chiu	D13/110
D639,790 S *	6/2011	Kim	D14/242	D699,243 S *	2/2014	Cho	D14/435
					2010/0287732 A1 *	11/2010	Fang et al.	16/250
					2013/0050921 A1 *	2/2013	Lin et al.	361/679.02
					2013/0300366 A1 *	11/2013	Liu	320/111

* cited by examiner




FIG. 1




FIG. 2



FIG. 3




FIG. 4

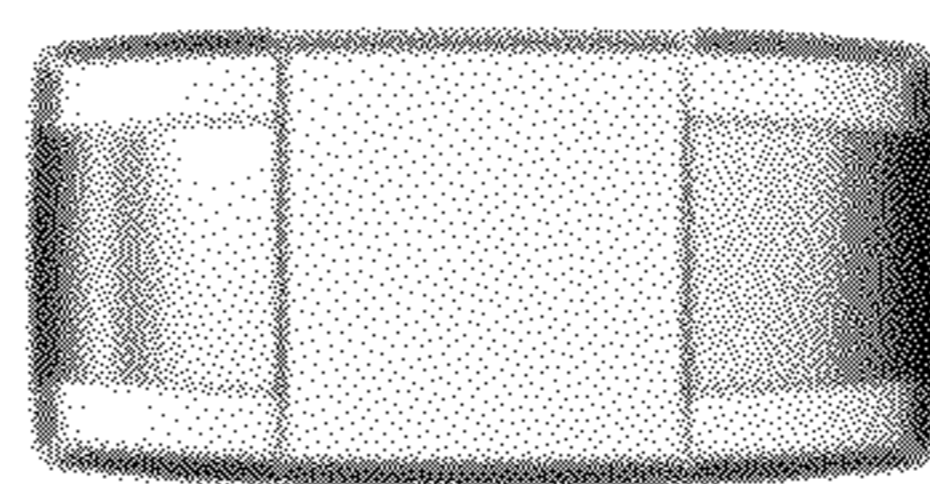


FIG. 5

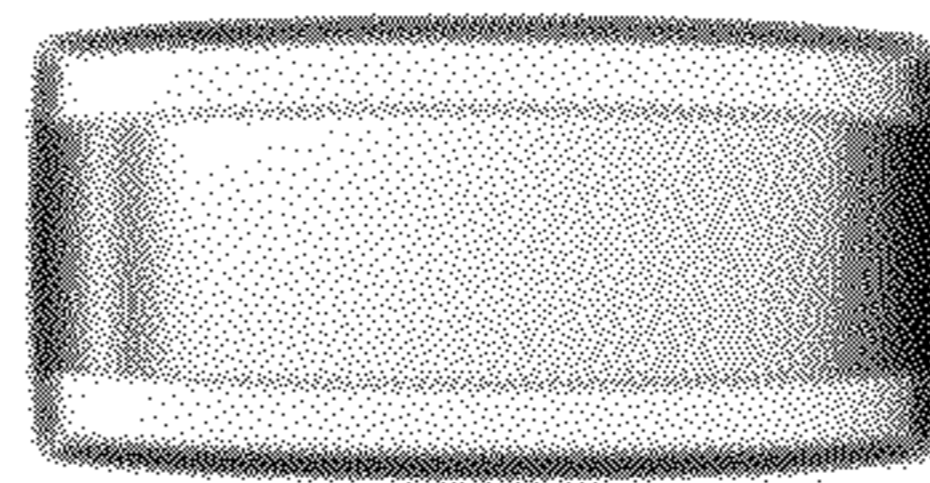


FIG. 6




FIG. 7




FIG. 8



FIG. 9



FIG. 10



FIG. 11




FIG. 12




FIG. 13



FIG. 14




FIG. 15