



US00D708172S

(12) **United States Design Patent**
Ryu et al.

(10) **Patent No.:** **US D708,172 S**
(45) **Date of Patent:** **** Jul. 1, 2014**

(54) **POUCH FOR CELLULAR PHONE**

(75) Inventors: **Seunghoon Ryu**, Gyeonggi-do (KR);
Hyunggon Ryu, Seoul (KR)

(73) Assignee: **LG Electronics Inc.**, Seoul (KR)

(**) Term: **14 Years**

(21) Appl. No.: **29/431,097**

(22) Filed: **Sep. 4, 2012**

(30) **Foreign Application Priority Data**

Mar. 19, 2012 (KR) 30-2012-0012787

(51) **LOC (10) Cl.** **14-03**

(52) **U.S. Cl.**
USPC **D14/250**

(58) **Field of Classification Search**
USPC D14/138 G, 250, 251, 253, 240, 217,
D14/496, 440, 203.3, 203.4, 203.5, 203.8,
D14/341, 318, 345; D3/218, 215, 201, 269,
D3/273, 294, 289, 303, 327, 900;
D21/469; 220/4.02; 248/309.1;
361/679.56; 379/426, 433.11, 455;
455/575.1, 575.8; 190/100; 206/305,
206/320

See application file for complete search history.

(56) **References Cited**

U.S. PATENT DOCUMENTS

D582,405 S * 12/2008 Andre et al. D3/299
D628,374 S * 12/2010 Lee et al. D3/201
D641,348 S * 7/2011 Kim et al. D14/250
D652,829 S * 1/2012 Kim et al. D14/250
D657,354 S * 4/2012 Kim D14/250
D685,799 S * 7/2013 Canizares et al. D14/440
D685,800 S * 7/2013 Canizares et al. D14/440
D685,801 S * 7/2013 Canizares et al. D14/440
D685,802 S * 7/2013 Canizares et al. D14/440
D689,035 S * 9/2013 Ryu D14/138 G
D694,741 S * 12/2013 Kim D14/250
2012/0085679 A1* 4/2012 Kim et al. 206/736

* cited by examiner

Primary Examiner — Deanna L Pratt
Assistant Examiner — Lilyana Bekic
(74) *Attorney, Agent, or Firm* — Morgan, Lewis & Bockius
LLP

(57) **CLAIM**
The ornamental design for a pouch for cellular phone, as
shown and described.

DESCRIPTION

FIG. 1 is a front, left side, perspective view of a pouch for
cellular phone showing our new design;
FIG. 2 is a front view thereof;
FIG. 3 is a rear view thereof;
FIG. 4 is a left side view thereof;
FIG. 5 is a right side view thereof;
FIG. 6 is a top view thereof;
FIG. 7 is a bottom view thereof; and,
FIG. 8 is a front, right side perspective view thereof.

1 Claim, 8 Drawing Sheets

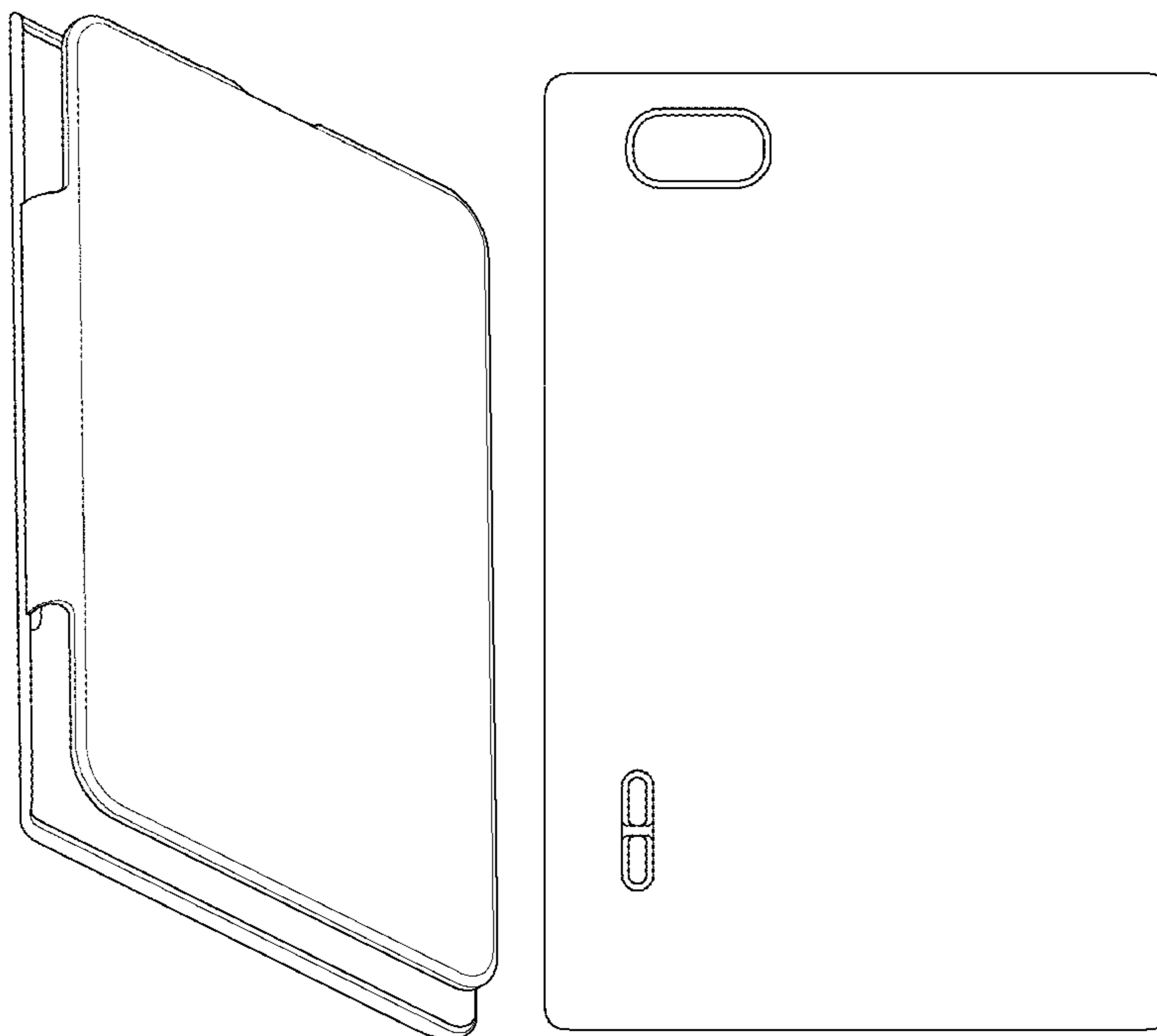


FIG. 1




FIG. 2




FIG. 3




FIG. 4




FIG. 5




FIG. 6

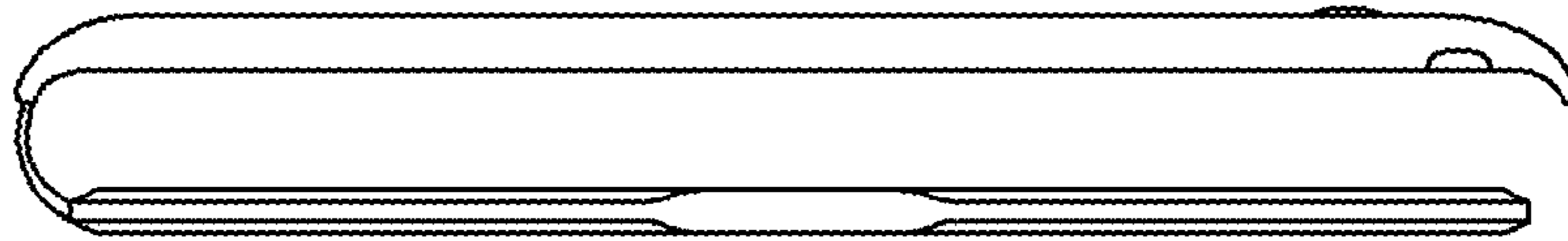


FIG. 7




FIG. 8

