



US00D708129S

(12) **United States Design Patent**  
**Houghton et al.**

(10) **Patent No.:** **US D708,129 S**

(45) **Date of Patent:** **\*\* Jul. 1, 2014**

(54) **PORTABLE POWER PACK**

(71) Applicant: **Motorola Mobility LLC**, Libertyville, IL (US)

(72) Inventors: **Christopher B. Houghton**, Chicago, IL (US); **Dickon Isaacs**, Chicago, IL (US); **Sailaja Malladi**, Lawrenceville, GA (US); **Mark D. Zaveson**, Antioch, IL (US)

(73) Assignee: **Motorola Mobility LLC**, Chicago, IL (US)

(\*\*) Term: **14 Years**

(21) Appl. No.: **29/464,112**

(22) Filed: **Aug. 13, 2013**

(51) **LOC (10) Cl.** ..... **13-02**

(52) **U.S. Cl.**  
USPC ..... **D13/103; D13/108**

(58) **Field of Classification Search**  
USPC ..... D13/102–104, 107–108, 110, 118–121, D13/184, 199; 429/96–100, 163, 176; 320/107–115; D14/432, 439  
See application file for complete search history.

(56) **References Cited**

**U.S. PATENT DOCUMENTS**

D568,240 S \* 5/2008 Haydvoegel ..... D13/103  
D585,367 S \* 1/2009 Dunbar et al. .... D13/108

(Continued)

**OTHER PUBLICATIONS**

Global Sources, "Portable Battery Power Pack Manufacturer", <http://www.globalsources.com/gsol/1/Portable-power/p/sm/1059311649.htm>, Aug. 13, 2013, 2 pages.

(Continued)

*Primary Examiner* — Rosemary K Tarcza

(74) *Attorney, Agent, or Firm* — Gary J. Cunningham

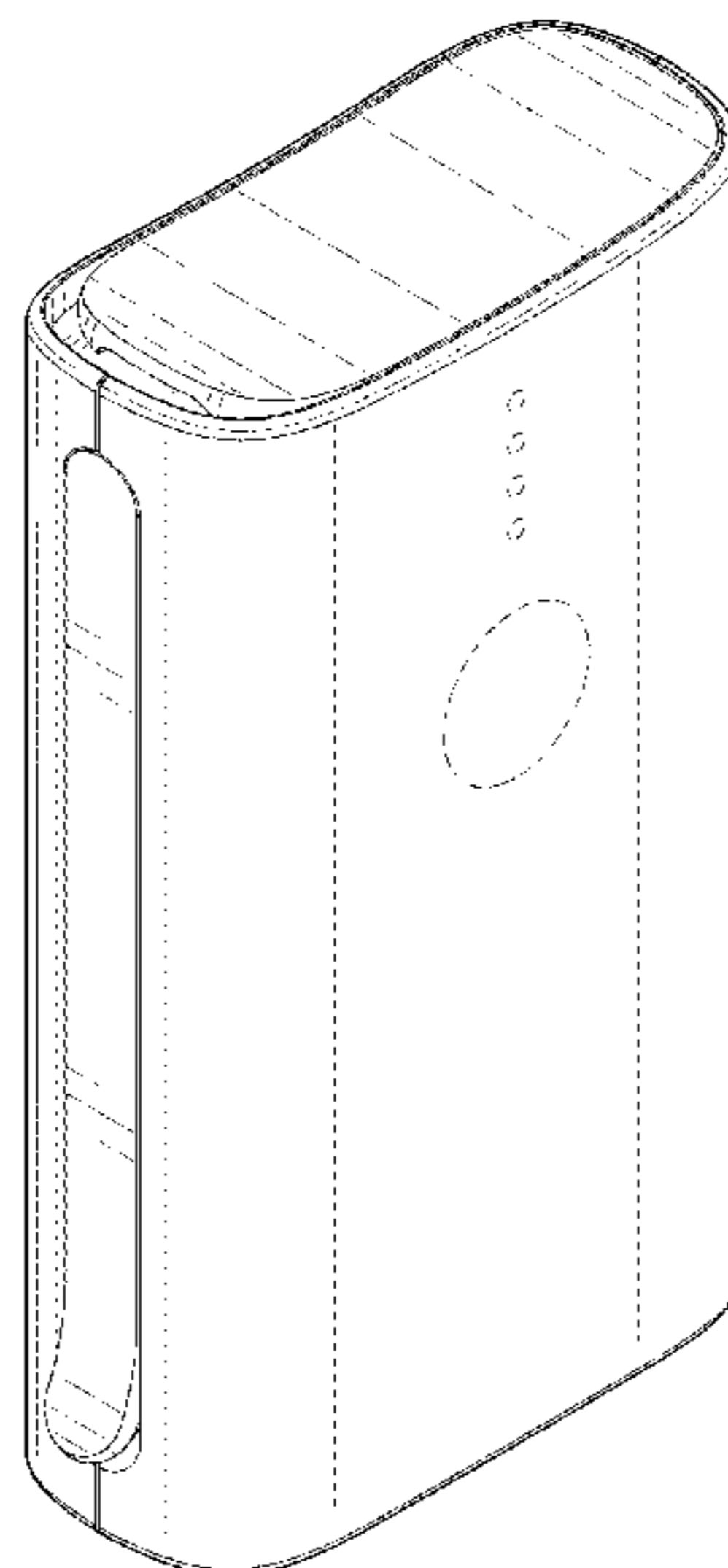
(57) **CLAIM**

The ornamental design for a portable power pack, as shown and described.

**DESCRIPTION**

FIG. 1 is a front perspective view of a first embodiment of an ornamental design for a portable power pack;  
FIG. 2 is a rear perspective view of the first embodiment thereof;  
FIG. 3 is a front view of the first embodiment thereof;  
FIG. 4 is a rear view of the first embodiment thereof;  
FIG. 5 is a first side view of the first embodiment thereof;  
FIG. 6 is a second side view of the first embodiment thereof;  
FIG. 7 is a top view of the first embodiment thereof; and  
FIG. 8 is a bottom view of the first embodiment thereof.  
FIG. 9 is a front perspective view of a second embodiment of an ornamental design for a portable power pack;  
FIG. 10 is a rear perspective view of the second embodiment thereof;  
FIG. 11 is a front view of the second embodiment thereof;  
FIG. 12 is a rear view of the second embodiment thereof;  
FIG. 13 is a first side view of the second embodiment thereof;  
FIG. 14 is a second side view of the second embodiment thereof;  
FIG. 15 is a top view of the second embodiment thereof; and,  
FIG. 16 is a bottom view of the second embodiment thereof.  
The broken lines shown in FIGS. 1-8, that are immediately adjacent to the shaded areas, and define unshaded regions, represent the bounds of the first embodiment and form no part of the claimed design. All other broken lines are for the purpose of illustrating environmental structure and form no part of the claimed design of the first embodiment.

**1 Claim, 12 Drawing Sheets**



(56)

References Cited

OTHER PUBLICATIONS

U.S. PATENT DOCUMENTS

D593,940 S \* 6/2009 Nomi et al. .... D13/103  
D612,329 S \* 3/2010 Guccione et al. .... D13/108  
D622,213 S \* 8/2010 Nomi et al. .... D13/103  
D648,270 S \* 11/2011 Jiang ..... D13/103  
D652,377 S \* 1/2012 Butts et al. .... D13/107  
D667,788 S \* 9/2012 Mai ..... D13/110  
D682,777 S \* 5/2013 Gupta et al. .... D13/103  
D686,150 S \* 7/2013 Lee et al. .... D13/103  
D686,152 S \* 7/2013 Lee et al. .... D13/103  
D686,153 S \* 7/2013 Qu ..... D13/103  
D697,865 S \* 1/2014 Saito et al. .... D13/103

Motorola, "Universal Power Packs: Slim Series", <http://www.motorola.com/us/accessories-batteries-chargers/Slim-Series-Universal-Power-Packs/universal-power-packs-slim-series.html>, Aug. 13, 2013, 7 pages.  
Popscreen, "for Just Mobile Portable USB Power Pack (4400 mAh) Expansys UK", <http://www.popscreen.com/p/MjE0MzM2NzU=/-for-Just-Mobile-Portable-USB-Power-Pack-4400-mAh-Expansyscom-UK>, Aug. 13, 2013, 2 pages.

\* cited by examiner

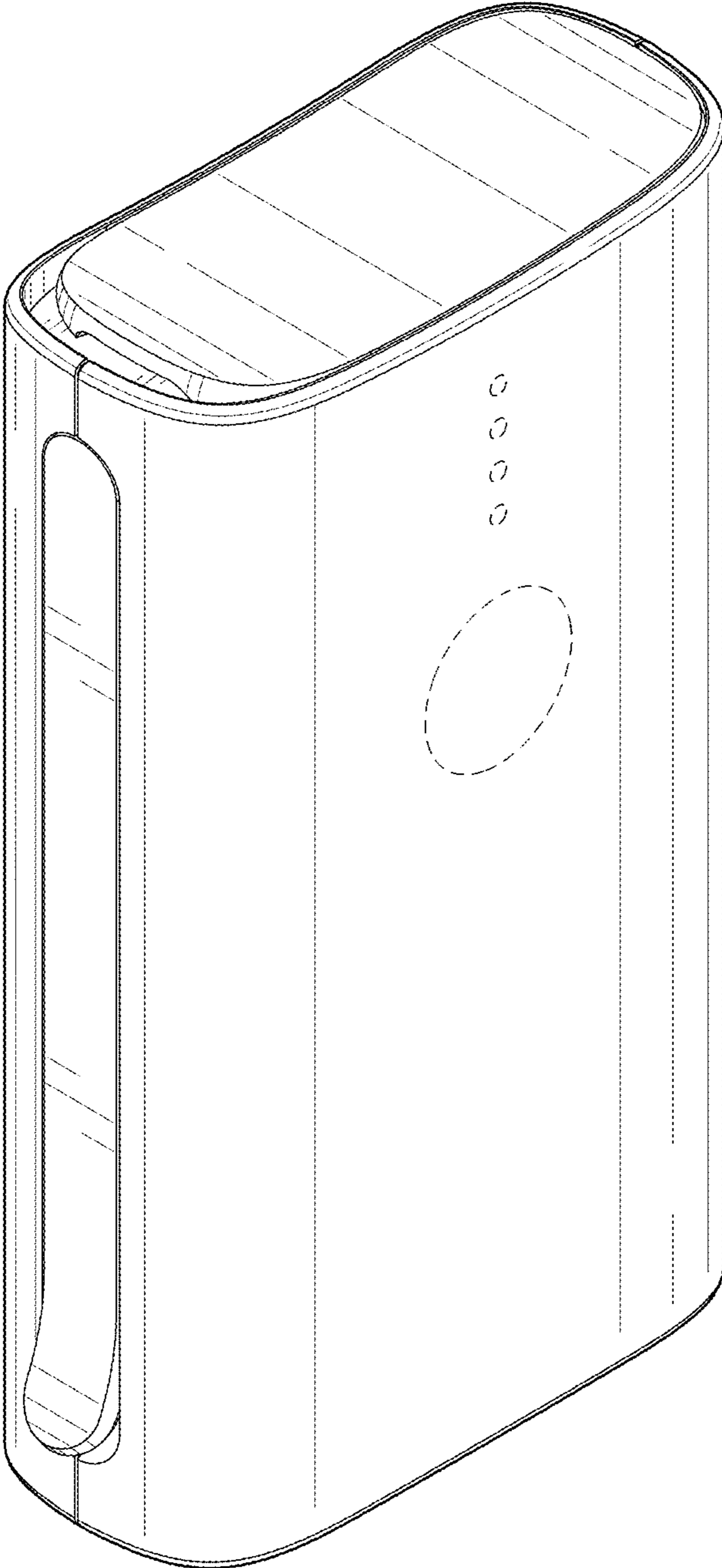


FIG. 1




FIG. 2

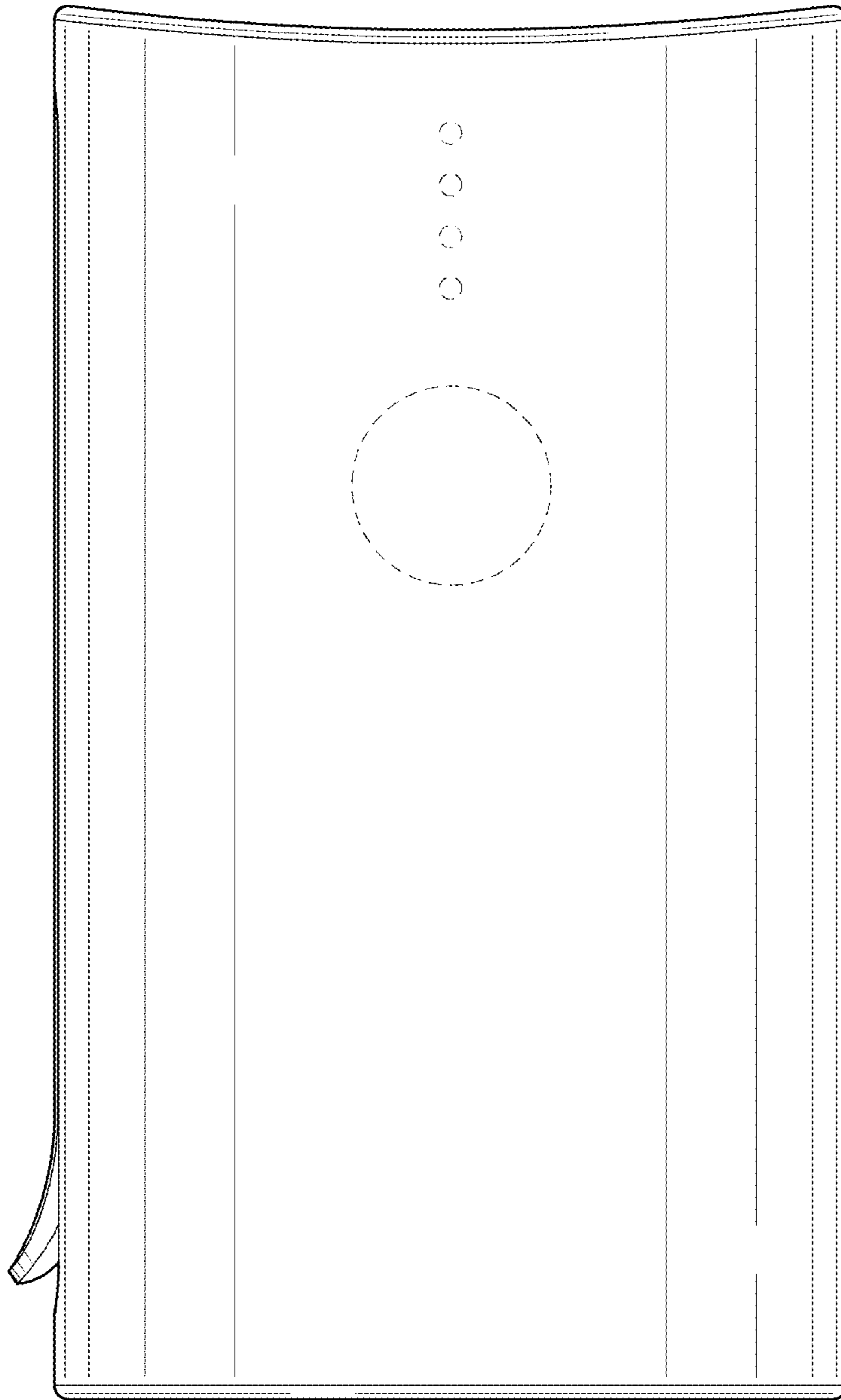


FIG. 3




FIG. 4






FIG. 5

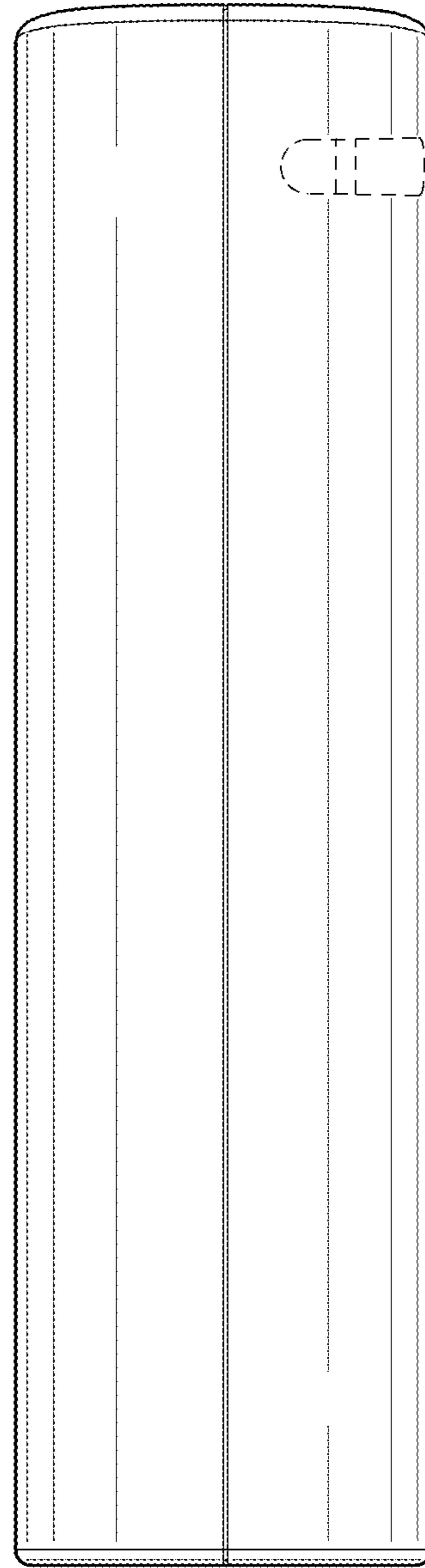


FIG. 6

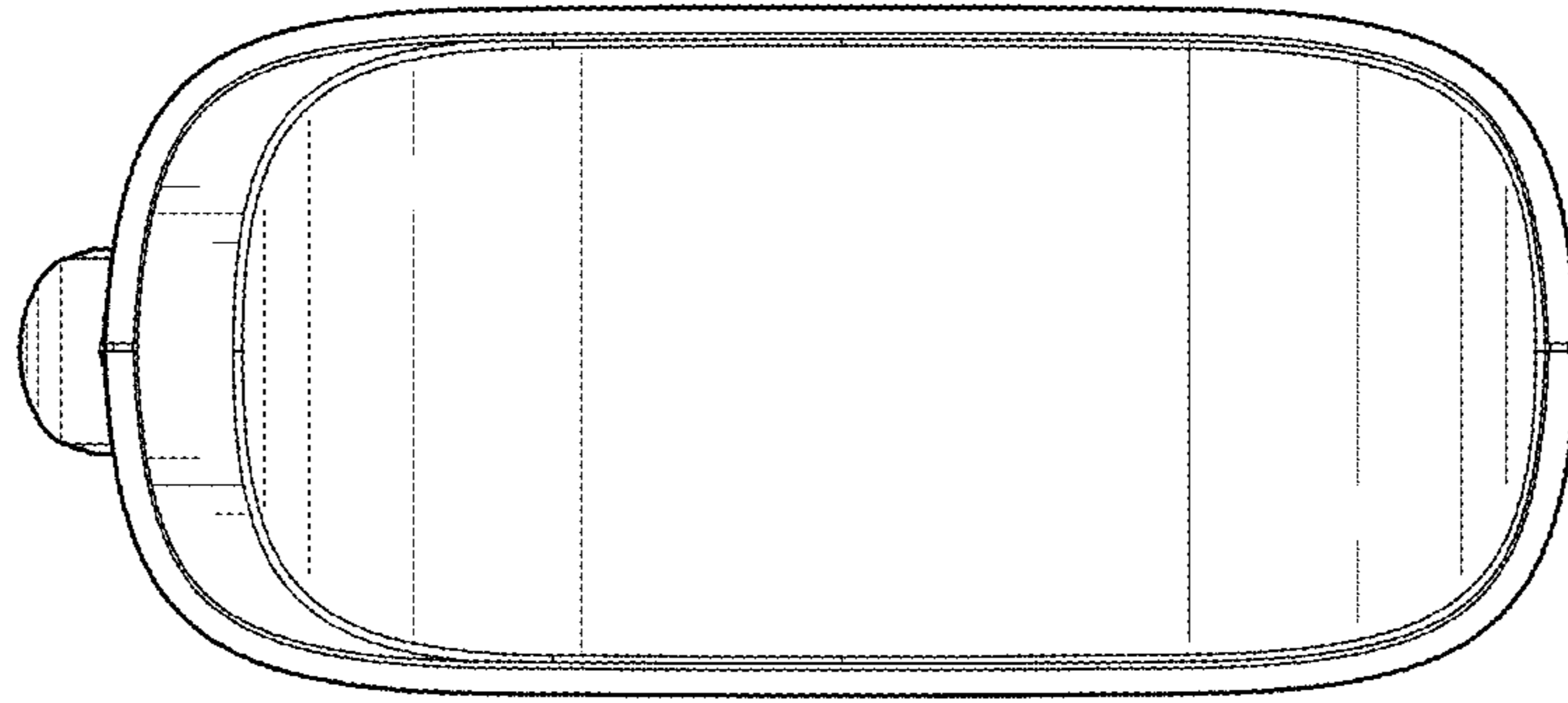


FIG. 7

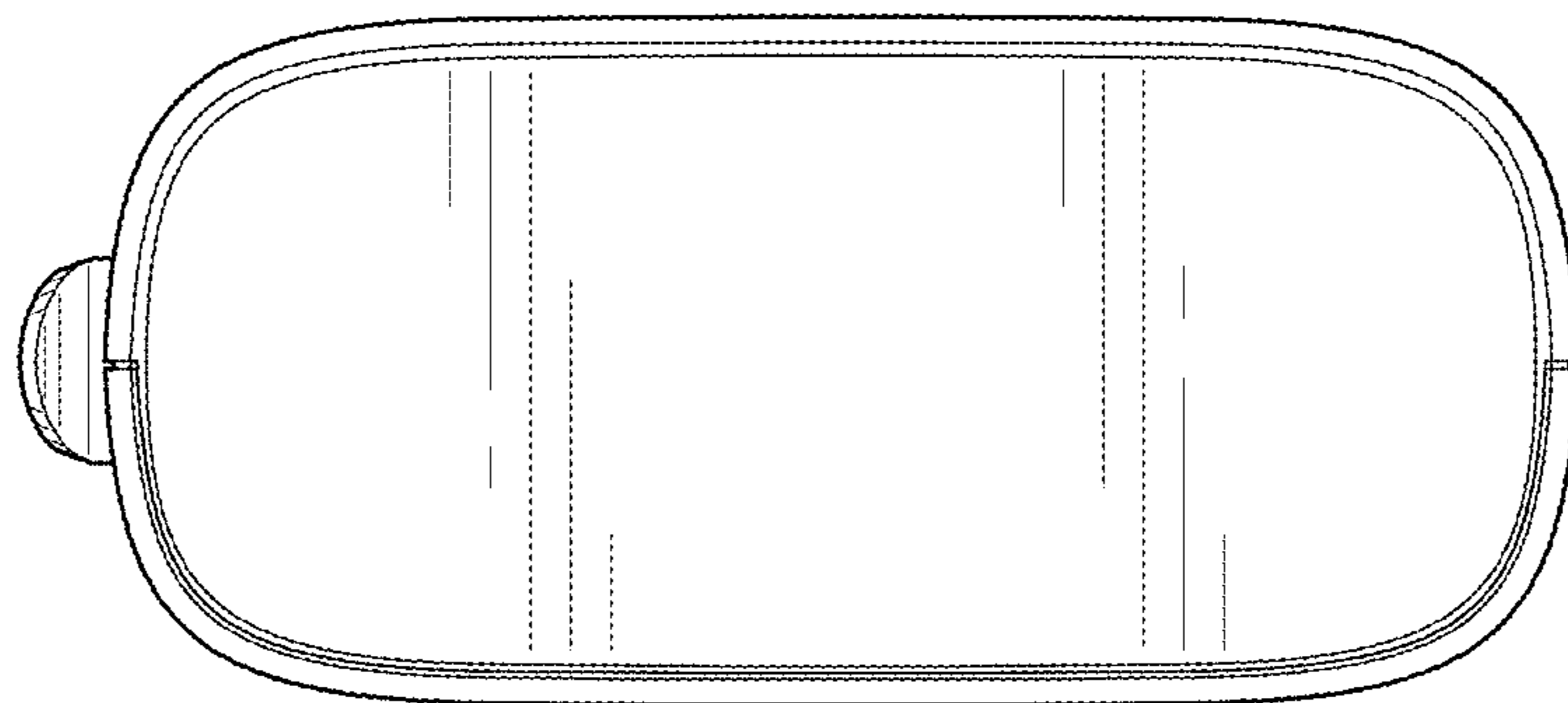


FIG. 8



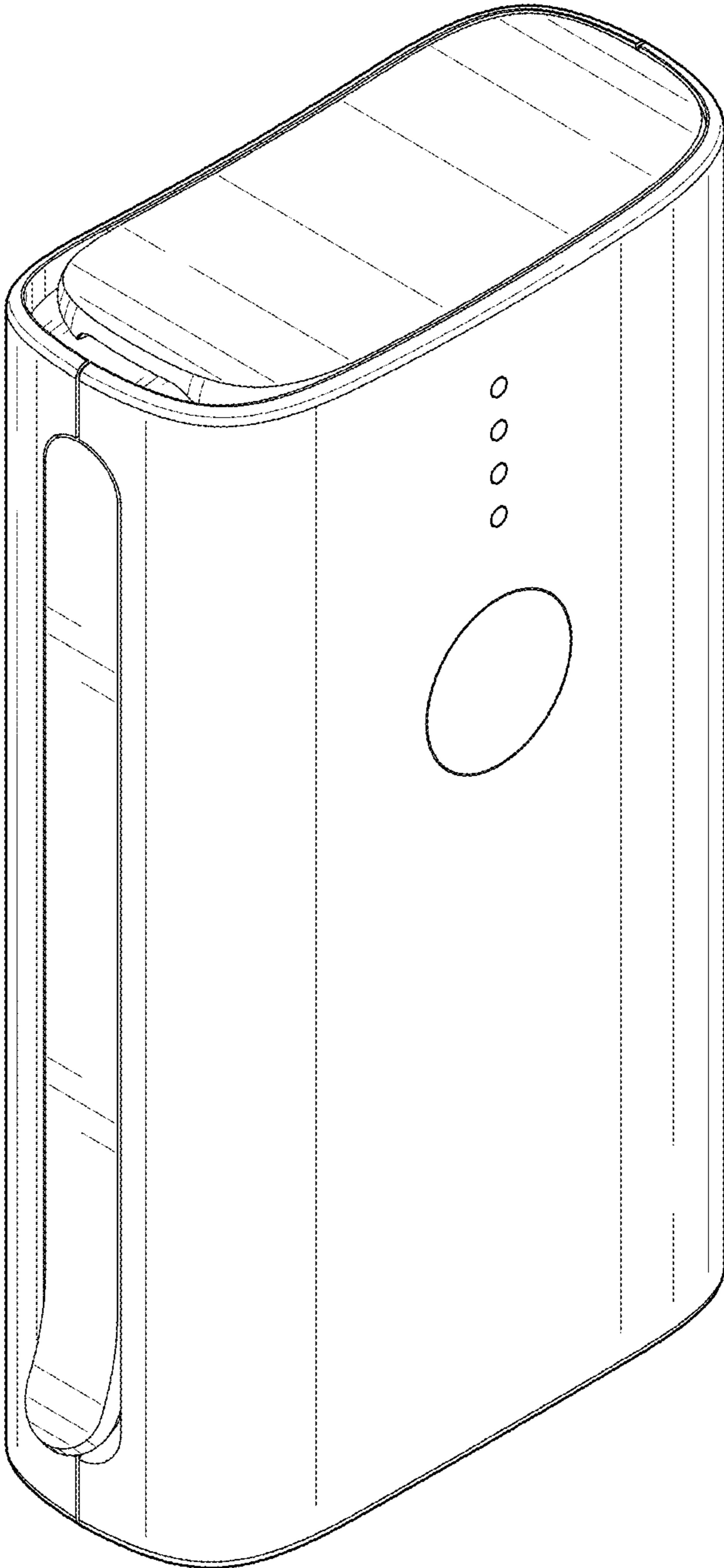


FIG. 9




FIG. 10

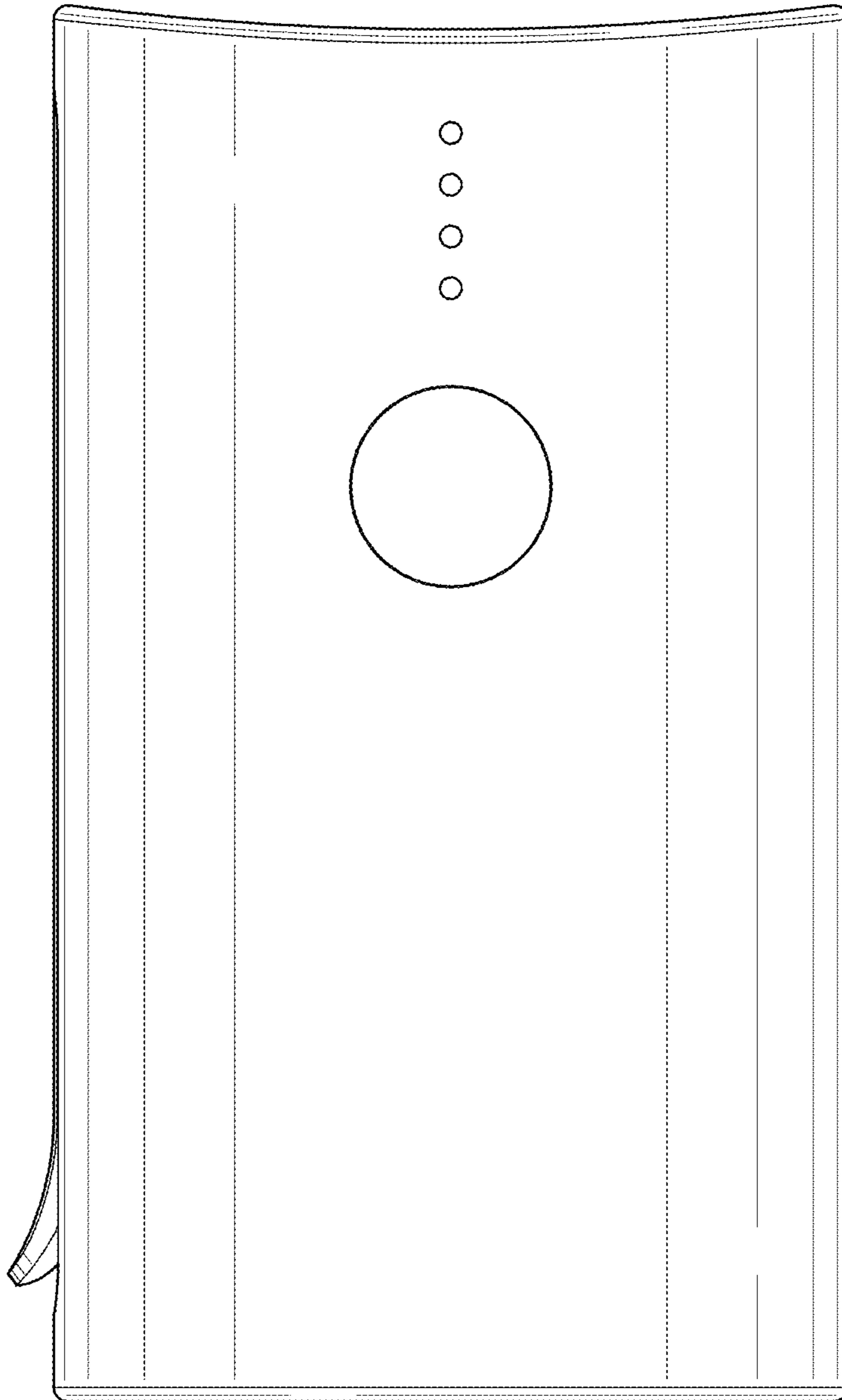


FIG. 11




FIG. 12




FIG. 13




FIG. 14

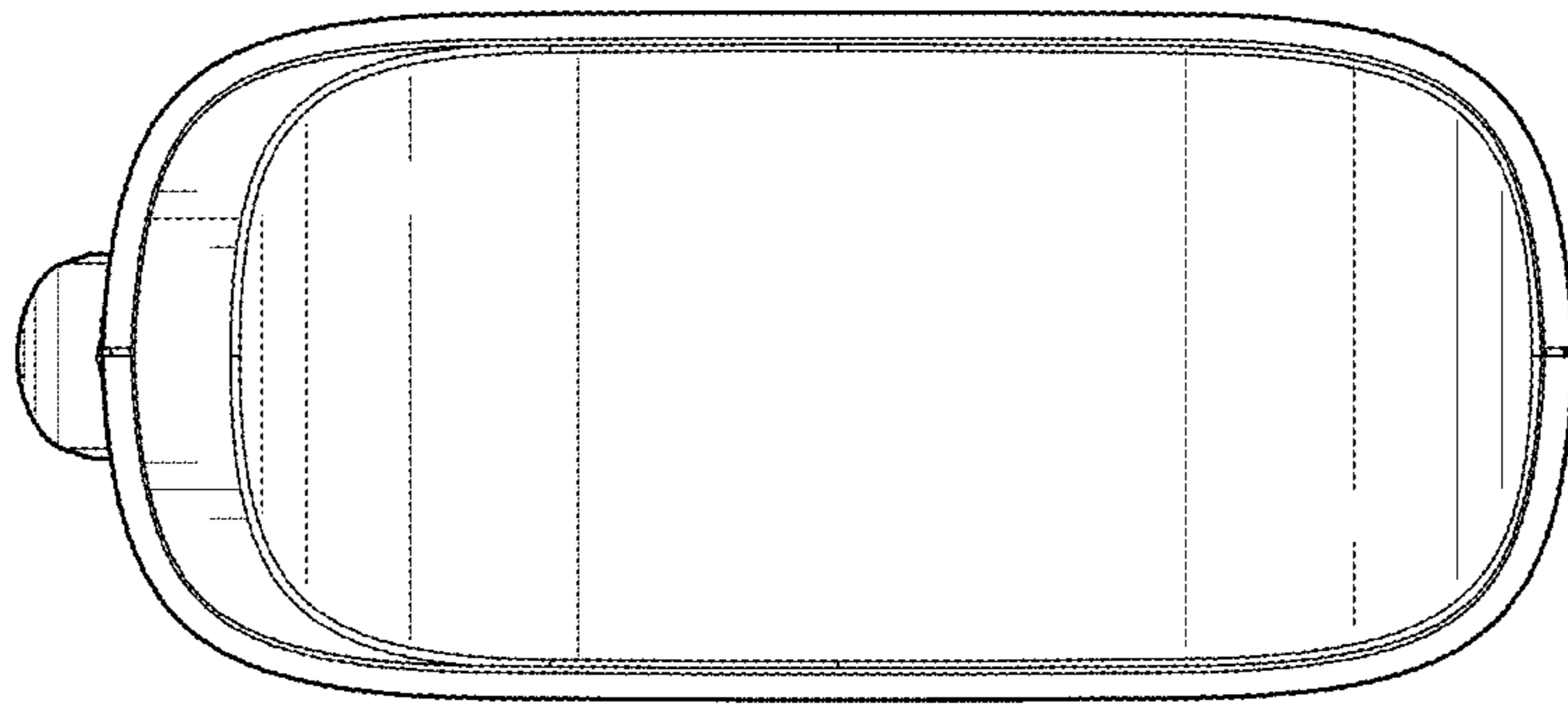


FIG. 15

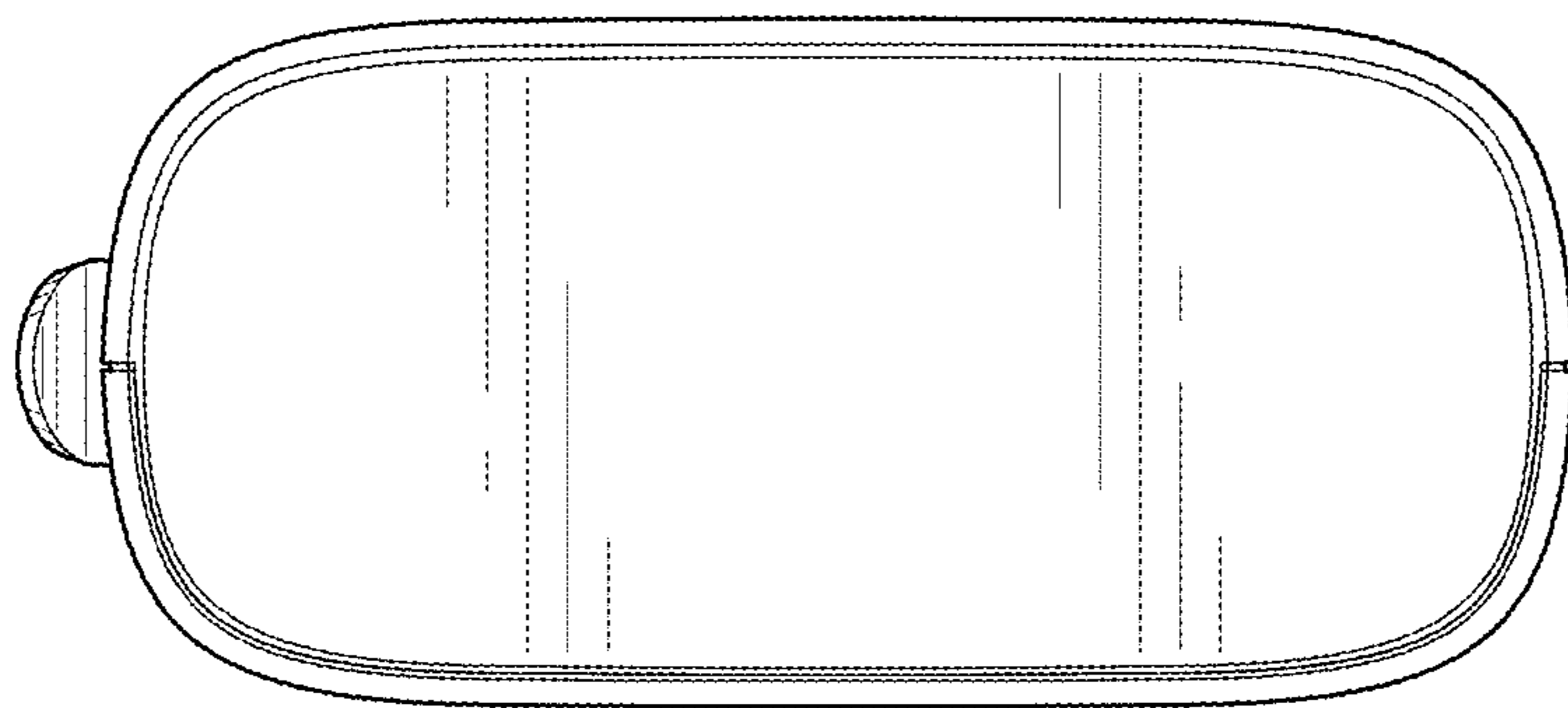


FIG. 16