



US00D708126S

(12) **United States Design Patent**  
**Cai et al.**

(10) **Patent No.:** **US D708,126 S**  
(45) **Date of Patent:** **\*\* Jul. 1, 2014**

(54) **MOUNTING BASE FOR PHOTOVOLTAIC  
MODULE ASSEMBLY**

(71) Applicant: **Dow Global Technologies LLC,**  
Midland, MI (US)

(72) Inventors: **Jie Cai**, Shanghai (CN); **YongJin Guo**,  
Shanghai (CN); **Zhiqing Lin**, Shanghai  
(CN)

(73) Assignee: **Dow Global Technologies LLC,**  
Midland, MI (US)

(\*\*) Term: **14 Years**

(21) Appl. No.: **29/476,874**

(22) Filed: **Dec. 18, 2013**

(30) **Foreign Application Priority Data**

Jun. 28, 2013 (CN) ..... 2013 3 0291767

(51) **LOC (10) Cl.** ..... **13-02**

(52) **U.S. Cl.**  
USPC ..... **D13/102**

(58) **Field of Classification Search**  
USPC ..... D13/102, 118, 184, 199; D8/349, 354,  
D8/355, 356; D25/119, 123, 124, 125;  
52/173.3, 460; 126/573, 580; 136/206,  
136/244-251, 256, 291, 292

See application file for complete search history.

(56) **References Cited**

**U.S. PATENT DOCUMENTS**

3,049,260	A	8/1962	Stone
4,204,523	A	5/1980	Rothe
D270,660	S	9/1983	Ort
5,071,491	A	12/1991	Stein et al.
5,272,236	A	12/1993	Lai et al.
5,278,272	A	1/1994	Lai et al.
5,344,496	A	9/1994	Stern et al.

5,571,338	A	11/1996	Kadonome et al.
5,685,151	A	11/1997	Ross
D391,921	S	3/1998	Zimmer et al.
5,986,028	A	11/1999	Lai et al.
6,034,320	A	3/2000	Malcherczyk et al.
D425,013	S	5/2000	Lai
6,105,316	A	8/2000	Bottger et al.
6,172,295	B1	1/2001	Hattori et al.
6,283,542	B1	9/2001	Pang,tz
6,653,553	B2	11/2003	Reimer
6,672,018	B2	1/2004	Shingleton
D547,262	S *	7/2007	Ullman ..... D13/102
D562,225	S *	2/2008	Almy et al. .... D13/102
D565,505	S *	4/2008	Shugar et al. .... D13/102
7,435,134	B2 *	10/2008	Lenox ..... 439/567
7,487,771	B1	2/2009	Eiffert et al.
7,506,477	B2	3/2009	Flaherty et al.

(Continued)

**FOREIGN PATENT DOCUMENTS**

CA	2738960	A1	12/2011
CN	201252106	Y	6/2009

(Continued)

*Primary Examiner* — Derrick Holland

(74) *Attorney, Agent, or Firm* — Whyte Hirschboeck Dudek  
S.C.

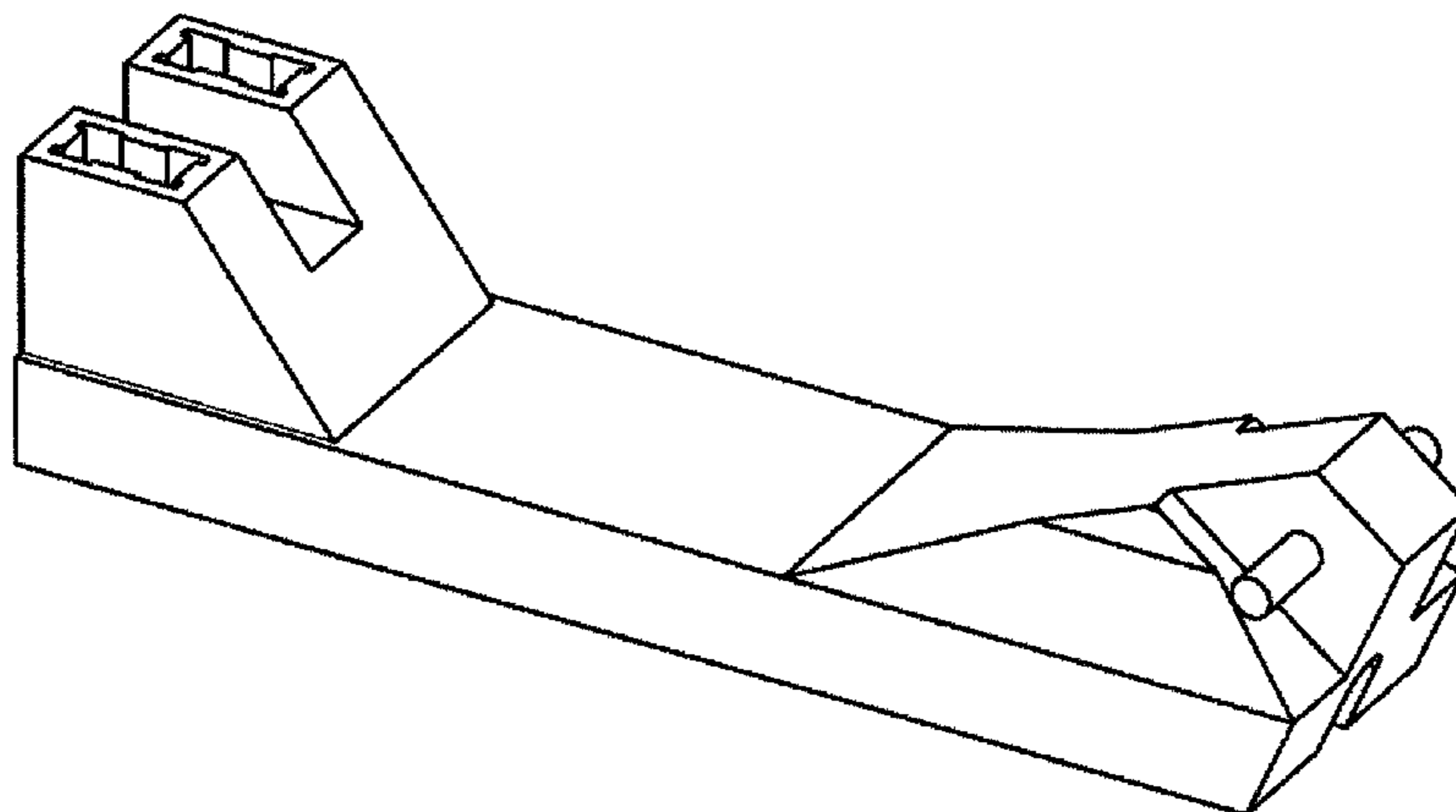
(57) **CLAIM**

The ornamental design for mounting base for photovoltaic  
module assembly, as shown and described.

**DESCRIPTION**

FIG. 1 is a perspective view of a mounting base for photovol-  
taic module assembly showing our new design;  
FIG. 2 is a top plan view thereof;  
FIG. 3 is a right elevation view thereof;  
FIG. 4 is a left elevation view thereof;  
FIG. 5 is a front elevation view thereof;  
FIG. 6 is a rear elevation view thereof; and,  
FIG. 7 is a bottom plan view thereof.

**1 Claim, 3 Drawing Sheets**



(56)

**References Cited**

U.S. PATENT DOCUMENTS

7,642,449	B2	1/2010	Korman et al.	
D652,789	S *	1/2012	Kawai et al. ....	D13/102
D658,120	S	4/2012	Kawai et al.	
D673,903	S	1/2013	Kobayashi	
D686,978	S	7/2013	Nicholson et al.	
2005/0284467	A1	12/2005	Patterson	
2006/0042680	A1	3/2006	Korman et al.	
2008/0041442	A1	2/2008	Hanoka	
2008/0149168	A1	6/2008	Flaherty et al.	
2008/0302928	A1 *	12/2008	Haddock .....	248/205.1
2009/0205704	A1	8/2009	Flaherty et al.	
2009/0281215	A1	11/2009	Kaul	
2009/0283136	A1	11/2009	Munch et al.	
2009/0320907	A1	12/2009	Botkin	
2010/0127142	A1 *	5/2010	Genschorek .....	248/222.14
2010/0193029	A1	8/2010	Murphy et al.	
2010/0269891	A1	10/2010	Kinard et al.	
2011/0000524	A1	1/2011	Busch et al.	
2011/0048584	A1	3/2011	Katsura et al.	
2011/0067754	A1	3/2011	Luch	
2011/0070768	A1	3/2011	Zantout	

2011/0091707	A1	4/2011	Jousset et al.	
2011/0100436	A1	5/2011	Cleereman et al.	
2011/0100438	A1	5/2011	Gaston et al.	
2011/0108083	A1	5/2011	Ravestein et al.	
2012/0187058	A1 *	7/2012	Almy et al. ....	211/41.1
2012/0298817	A1	11/2012	West et al.	

FOREIGN PATENT DOCUMENTS

CN	101826577	A	9/2010
CN	201689892	U	12/2010
CN	102496640	A	6/2012
DE	202004019681	U1	3/2005
EP	2040014	A3	3/2009
EP	1742274	B1	9/2010
EP	2360741	A2	8/2011
JP	2007224538	A	9/2007
WO	2006121559	A2	11/2006
WO	2009/016129	A1	2/2009
WO	2010/019742	A2	2/2010
WO	2010/019754	A2	2/2010
WO	2011/096810	A1	8/2011

\* cited by examiner

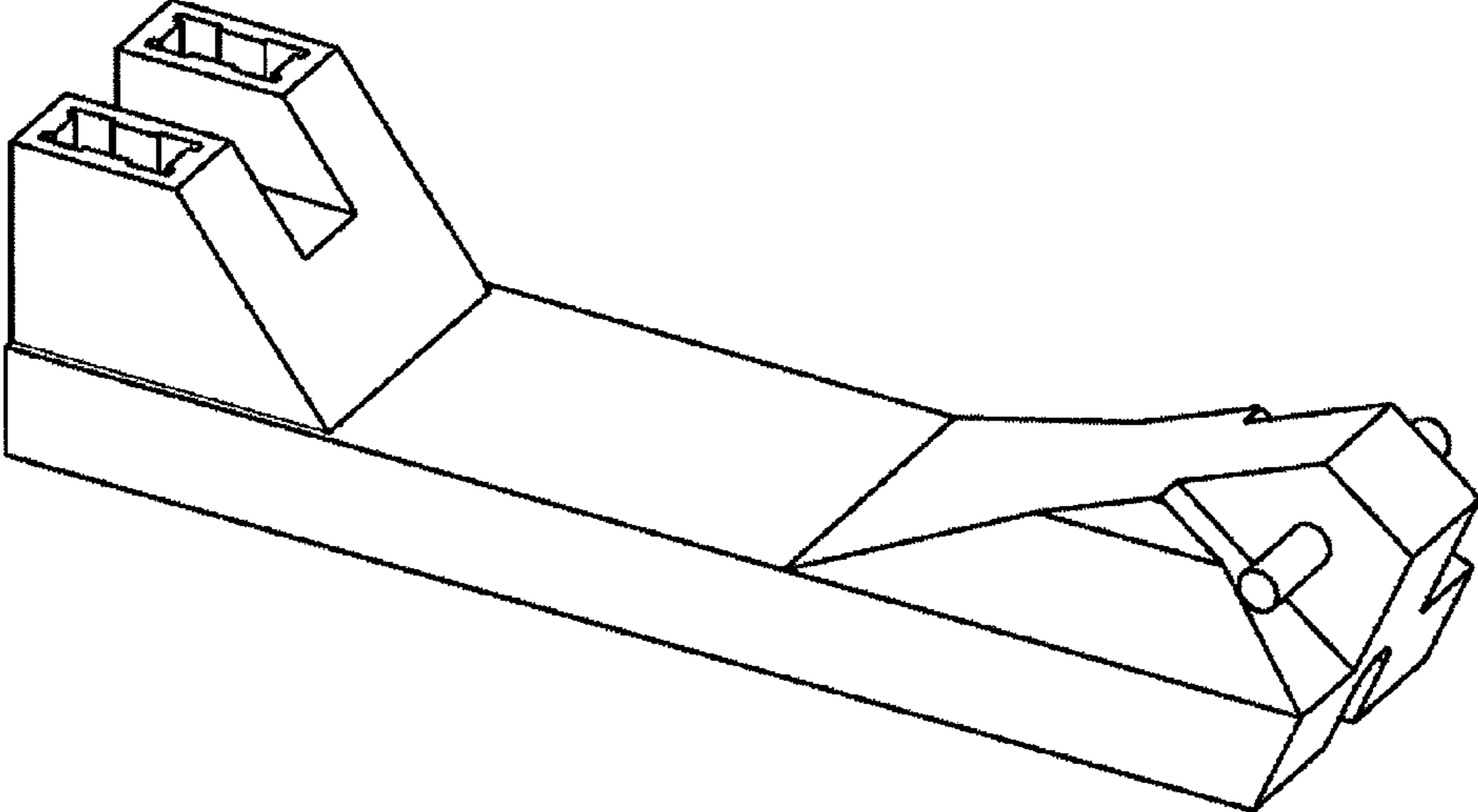


FIG. 1




FIG. 2

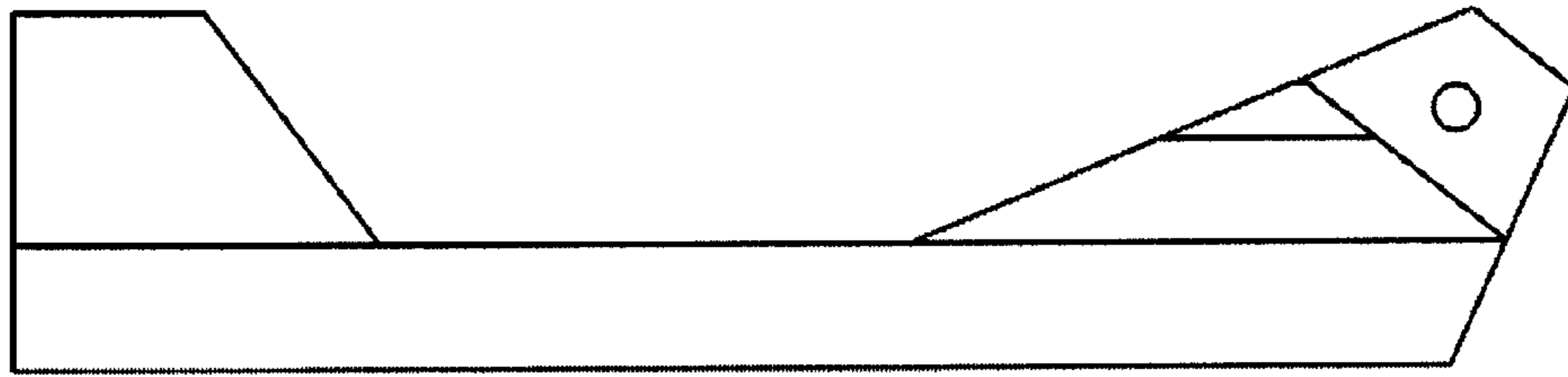


FIG. 3

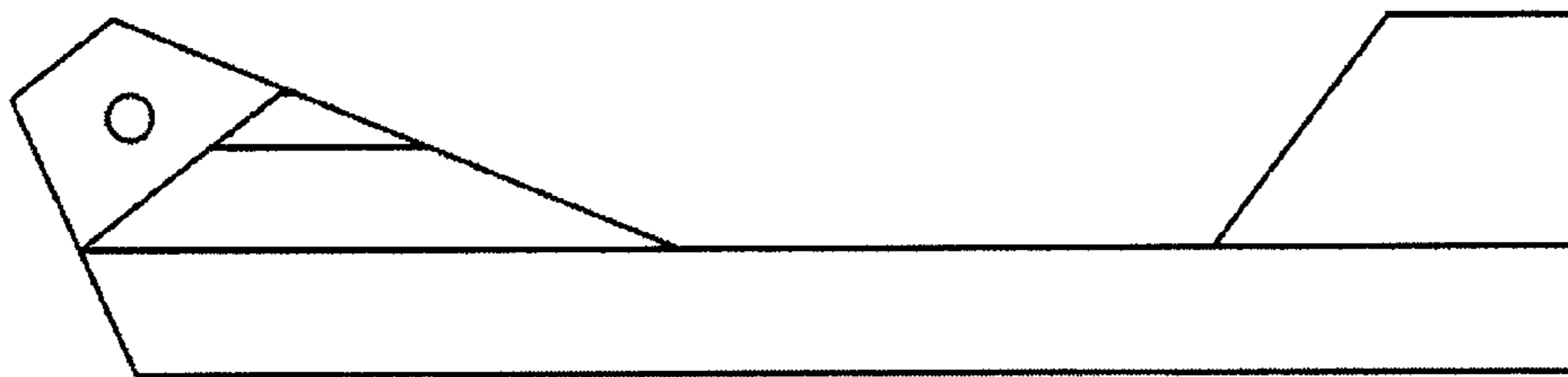


FIG. 4

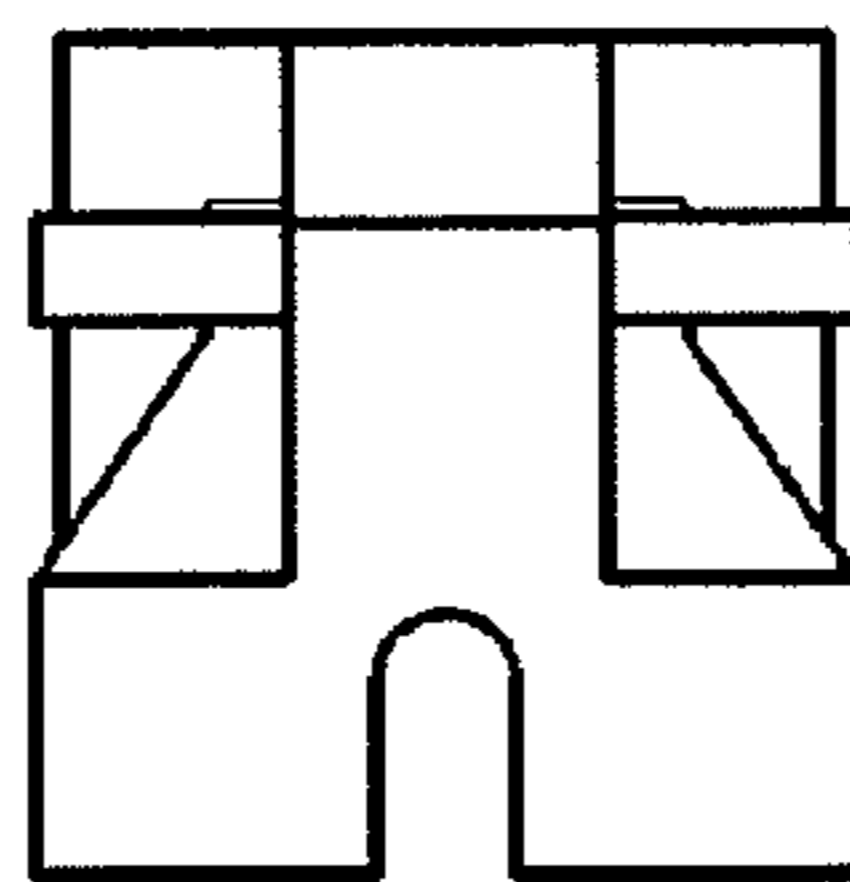


FIG. 5

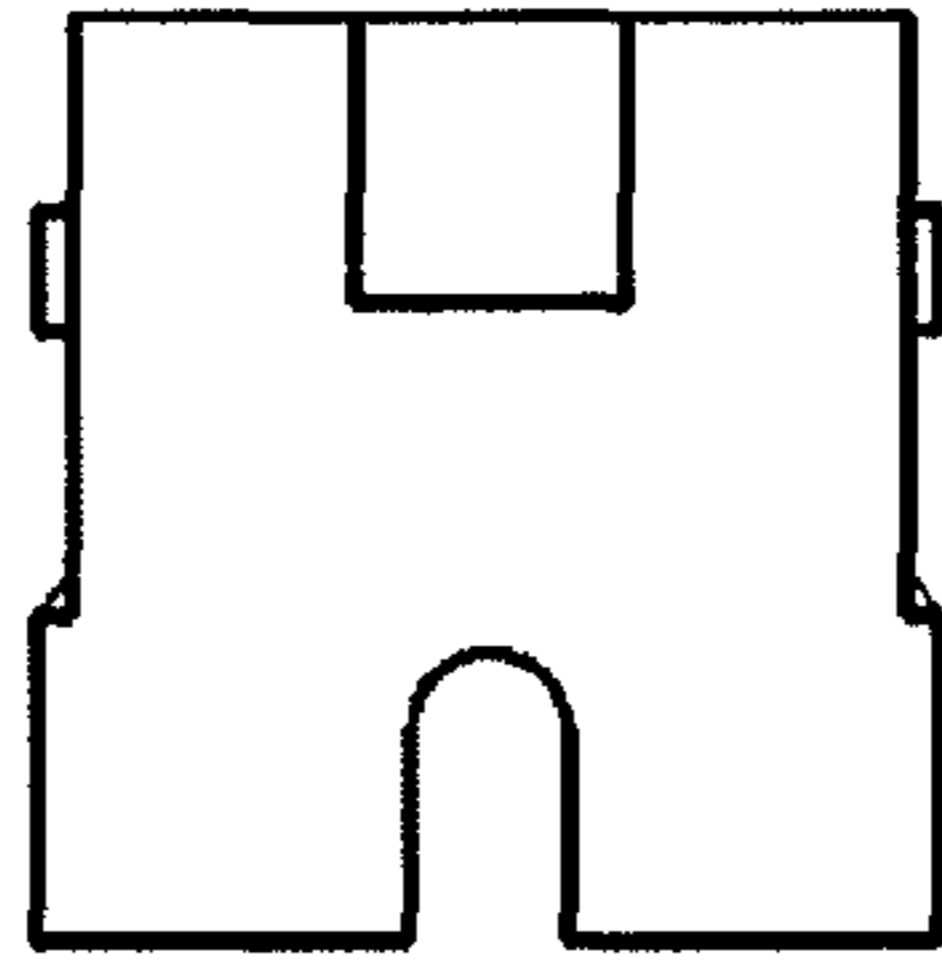


FIG. 6




FIG. 7