

US00D708121S

(12) **United States Design Patent**  
**Iwabuchi**

(10) **Patent No.:** **US D708,121 S**  
(45) **Date of Patent:** **\*\* Jul. 1, 2014**

(54) **SIDEWALL PORTION OF AN AUTOMOBILE TIRE**

(71) Applicant: **Bridgestone Corporation**, Tokyo (JP)

(72) Inventor: **Sotaro Iwabuchi**, Tokyo (JP)

(73) Assignee: **Bridgestone Corporation**, Tokyo (JP)

(\*\*) Term: **14 Years**

(21) Appl. No.: **29/468,163**

(22) Filed: **Sep. 26, 2013**

(30) **Foreign Application Priority Data**

Mar. 27, 2013 (JP) ..... 2013-006841

(51) **LOC (10) Cl.** ..... **12-15**

(52) **U.S. Cl.**  
USPC ..... **D12/605**

(58) **Field of Classification Search**  
USPC ..... D12/500-501, 544, 579, 600-605;  
152/523-524, DIG. 12, 555; D7/588,  
D7/396.4-396.5  
See application file for complete search history.

(56) **References Cited**

**U.S. PATENT DOCUMENTS**

D569,337 S \* 5/2008 Iwabuchi ..... D12/605  
D588,532 S \* 3/2009 Shondel ..... D12/605

D597,025 S \* 7/2009 Fujita ..... D12/605  
D605,583 S \* 12/2009 Scheifele ..... D12/605  
D650,323 S \* 12/2011 Morito et al. .... D12/605  
D656,089 S \* 3/2012 Miyazaki ..... D12/605  
D666,143 S \* 8/2012 Sato ..... D12/605  
D671,066 S \* 11/2012 Morito et al. .... D12/605  
D678,832 S \* 3/2013 Fontaine et al. .... D12/605  
D680,490 S \* 4/2013 Iwabuchi ..... D12/605  
D683,695 S \* 6/2013 Takeshima ..... D12/605  
D693,761 S \* 11/2013 Nakamura ..... D12/605

\* cited by examiner

*Primary Examiner* — Stacia Cadmus

(74) *Attorney, Agent, or Firm* — Sughrue Mion, PLLC

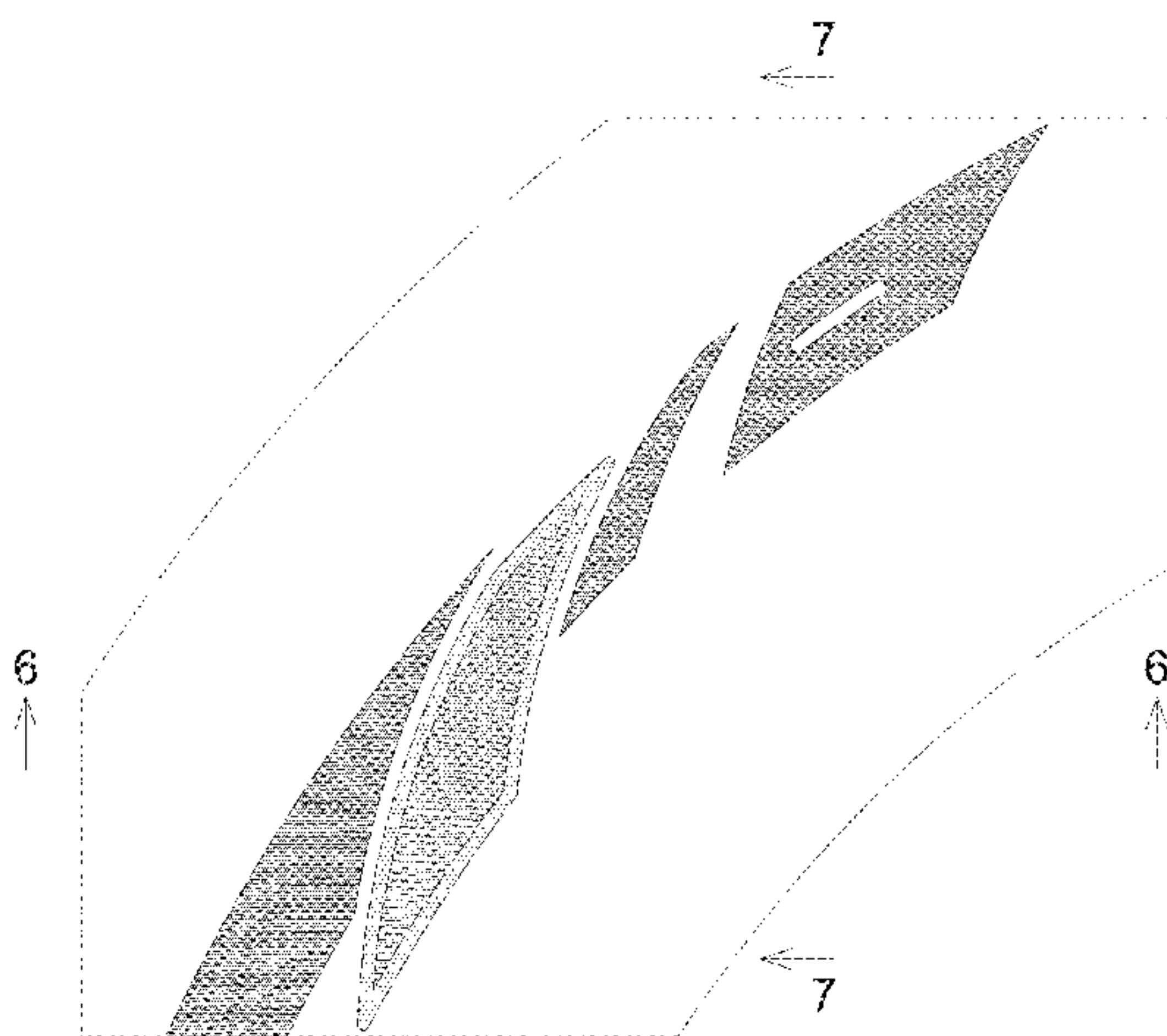
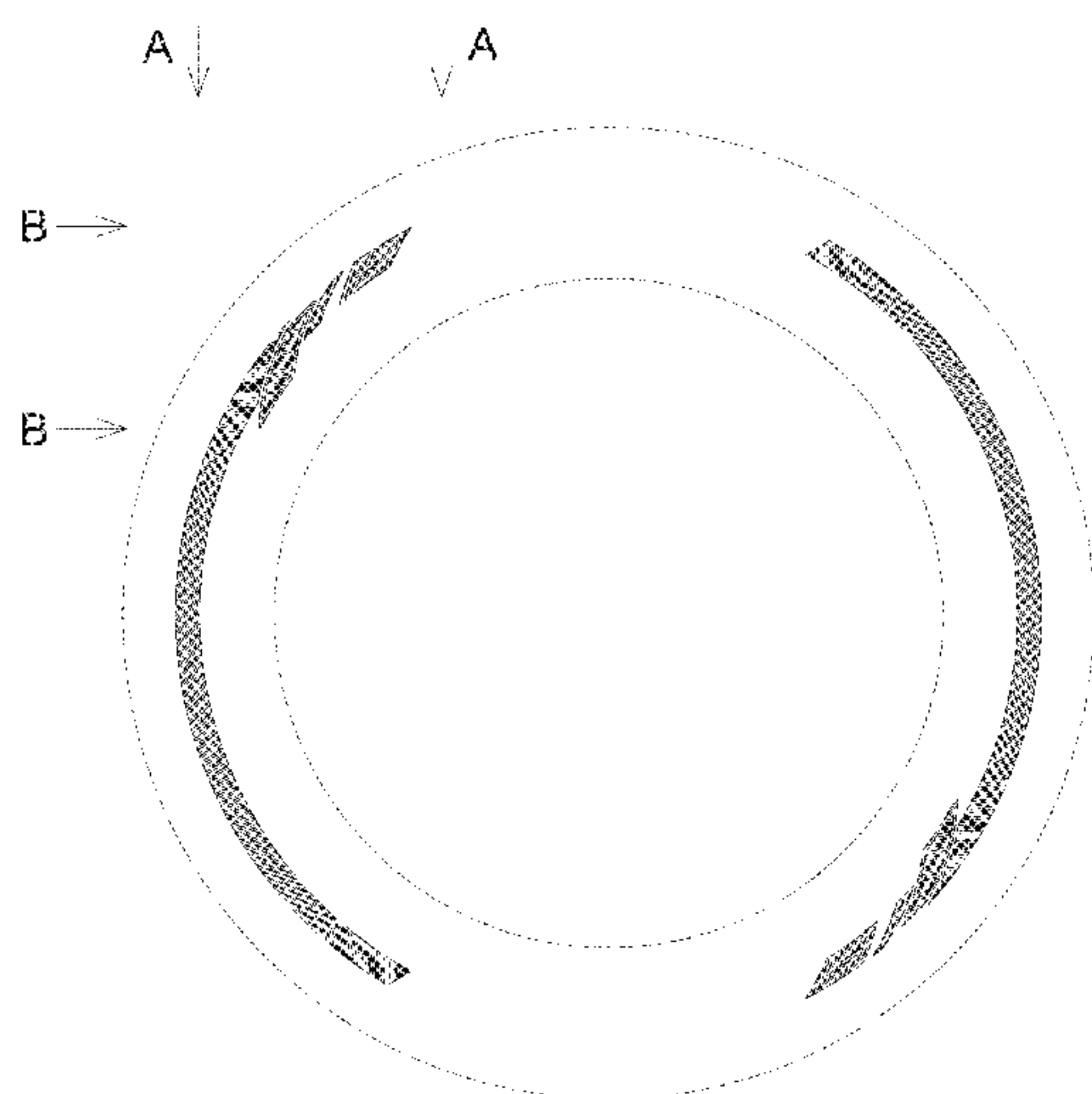
(57) **CLAIM**

The ornamental design for a sidewall portion of an automobile tire, as shown and described.

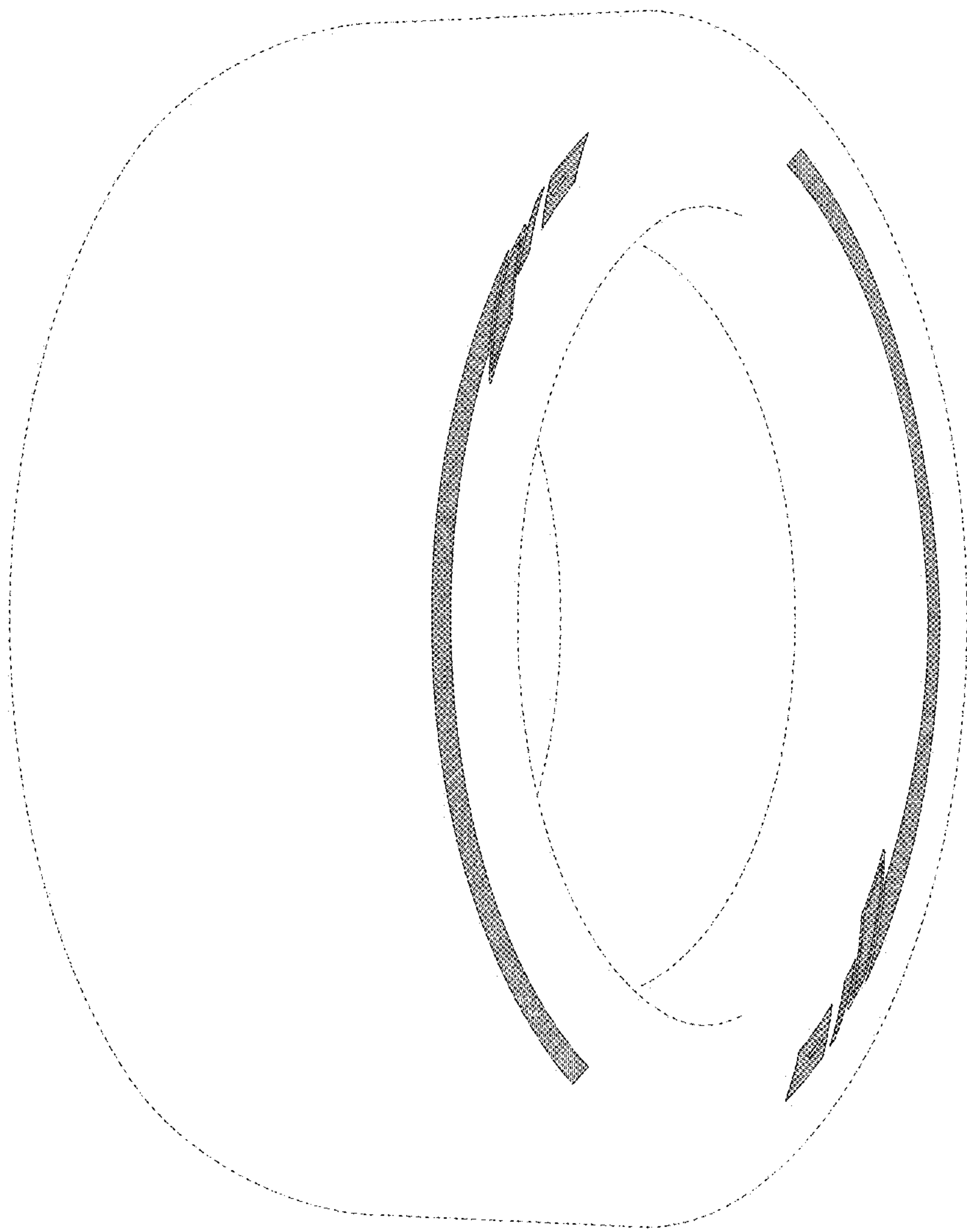
**DESCRIPTION**

FIG. 1 is a perspective view of a sidewall portion of an automobile tire according to my design;  
FIG. 2 is a front view thereof;  
FIG. 3 is a top view thereof;  
FIG. 4 is a right side view thereof;  
FIG. 5 is a fragmentary enlarged view showing the details of the sidewall portion defined by cross-section by lines A-A and B-B in FIG. 2;  
FIG. 6 is a section view taken along line 6-6 in FIG. 5; and,  
FIG. 7 is a section view taken along line 7-7 in FIG. 5.

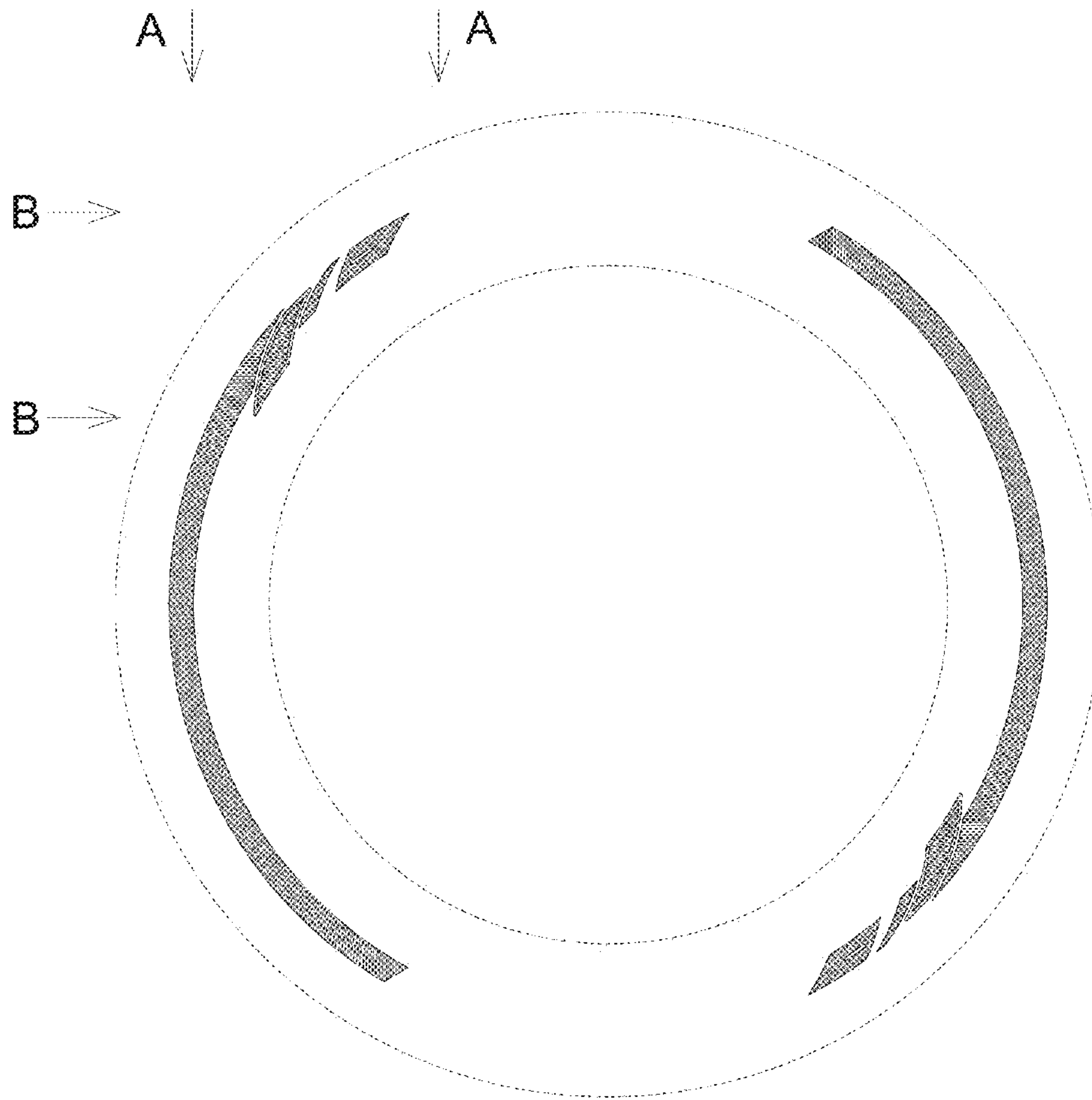
**1 Claim, 7 Drawing Sheets**



*FIG. 1*



*FIG. 2*



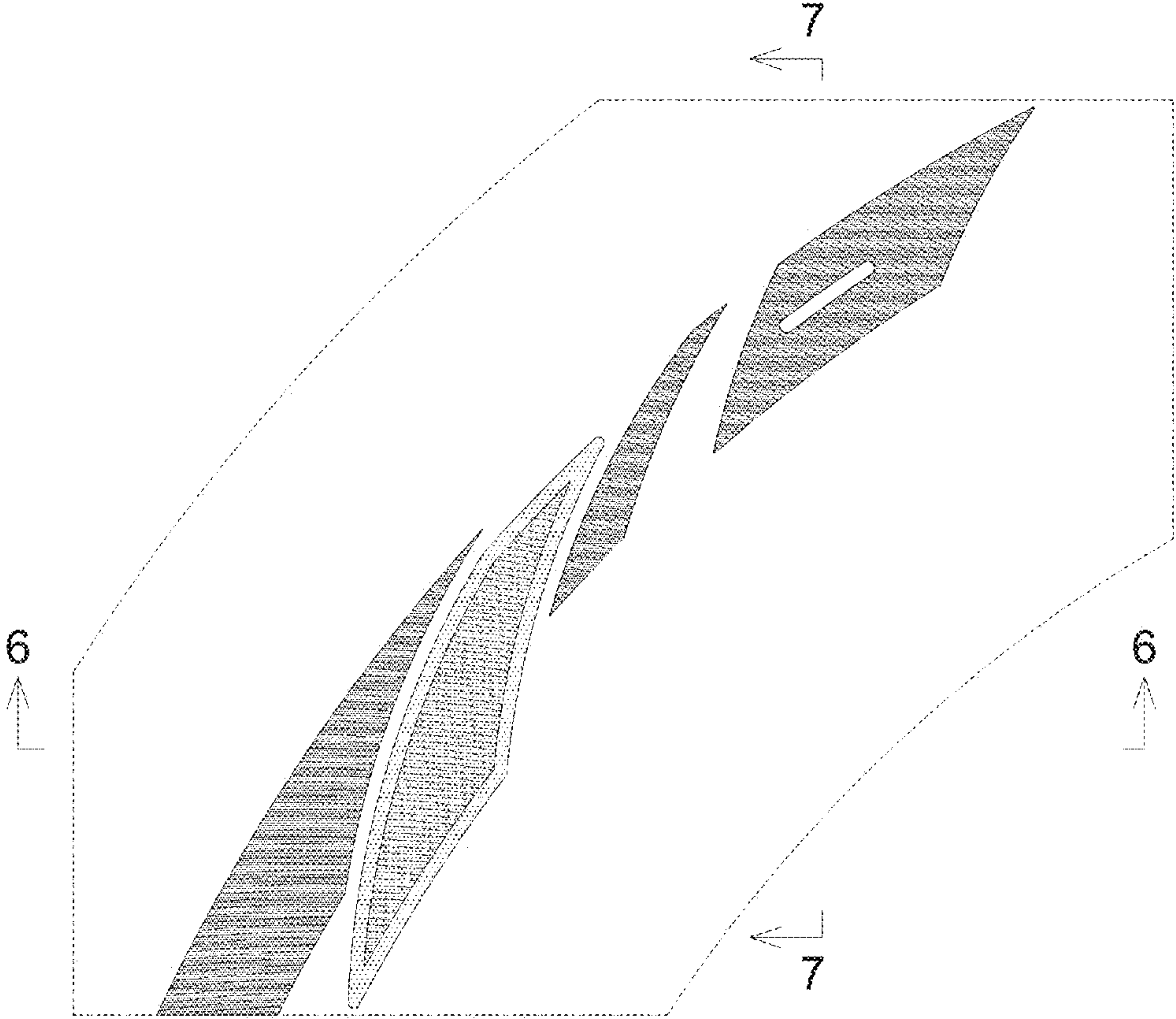
*FIG. 3*



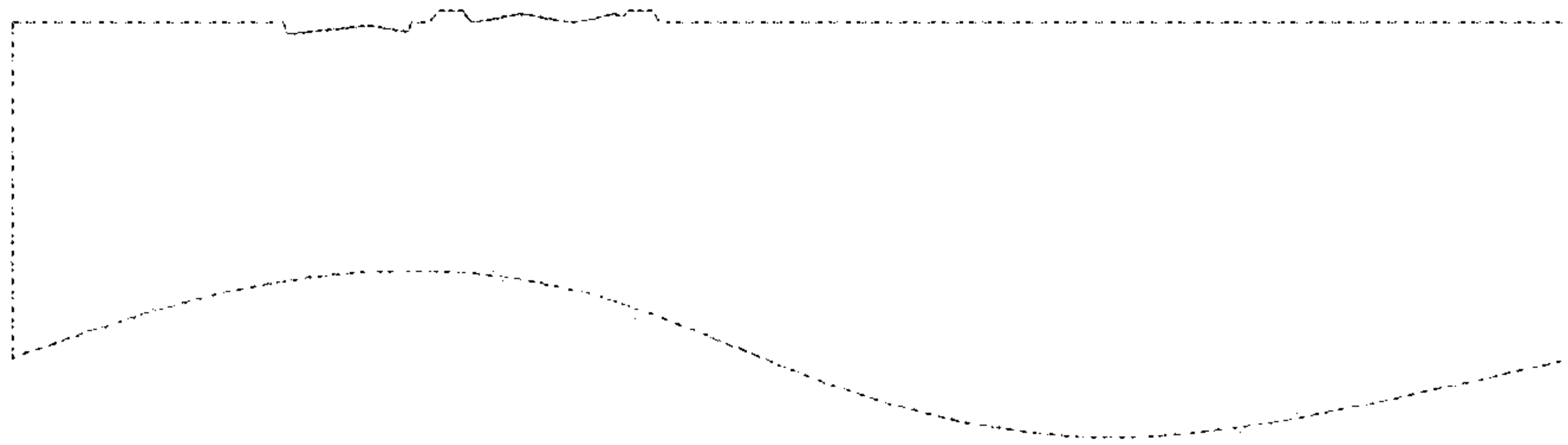
*FIG. 4*



FIG. 5



*FIG. 6*





*FIG. 7*

