



US00D708120S

(12) **United States Design Patent**
Iwabuchi

(10) **Patent No.:** **US D708,120 S**
(45) **Date of Patent:** **** Jul. 1, 2014**

(54) **SIDEWALL PORTION OF AN AUTOMOBILE TIRE**

(71) Applicant: **Bridgestone Corporation**, Tokyo (JP)

(72) Inventor: **Sotaro Iwabuchi**, Tokyo (JP)

(73) Assignee: **Bridgestone Corporation**, Tokyo (JP)

(**) Term: **14 Years**

(21) Appl. No.: **29/468,161**

(22) Filed: **Sep. 26, 2013**

(30) **Foreign Application Priority Data**

Mar. 27, 2013 (JP) 2013-006840

(51) **LOC (10) Cl.** **12-15**

(52) **U.S. Cl.**
USPC **D12/605**

(58) **Field of Classification Search**
USPC D12/500-501, 544, 579, 600-605;
152/523-524, DIG. 12, 555; D7/588,
D7/396.4-396.5

See application file for complete search history.

(56) **References Cited**

U.S. PATENT DOCUMENTS

D452,203 S *	12/2001	Kajikawa	D12/605
D612,802 S *	3/2010	Nakamura	D12/605
D647,044 S *	10/2011	Takemoto	D12/605
D668,210 S *	10/2012	Sato	D12/605
D669,845 S *	10/2012	Iwabuchi	D12/605
D681,546 S *	5/2013	Sato	D12/605
D681,547 S *	5/2013	Sato	D12/605
D683,695 S *	6/2013	Takehima	D12/605

* cited by examiner

Primary Examiner — Stacia Cadmus

(74) *Attorney, Agent, or Firm* — Sughrue Mion, PLLC

(57) **CLAIM**

The ornamental design for a sidewall portion of an automobile tire, as shown and described.

DESCRIPTION

FIG. 1 is a perspective view of a sidewall portion of an automobile tire according to my design;
FIG. 2 is a front view thereof;
FIG. 3 is a top view thereof;
FIG. 4 is a right side view thereof;
FIG. 5 is a fragmentary enlarged view showing the details of the sidewall portion defined by cross-section by lines A-A and B-B in FIG. 2;
FIG. 6 is a section view taken along line 6-6 in FIG. 5; and,
FIG. 7 is a section view taken along line 7-7 in FIG. 5.

1 Claim, 7 Drawing Sheets

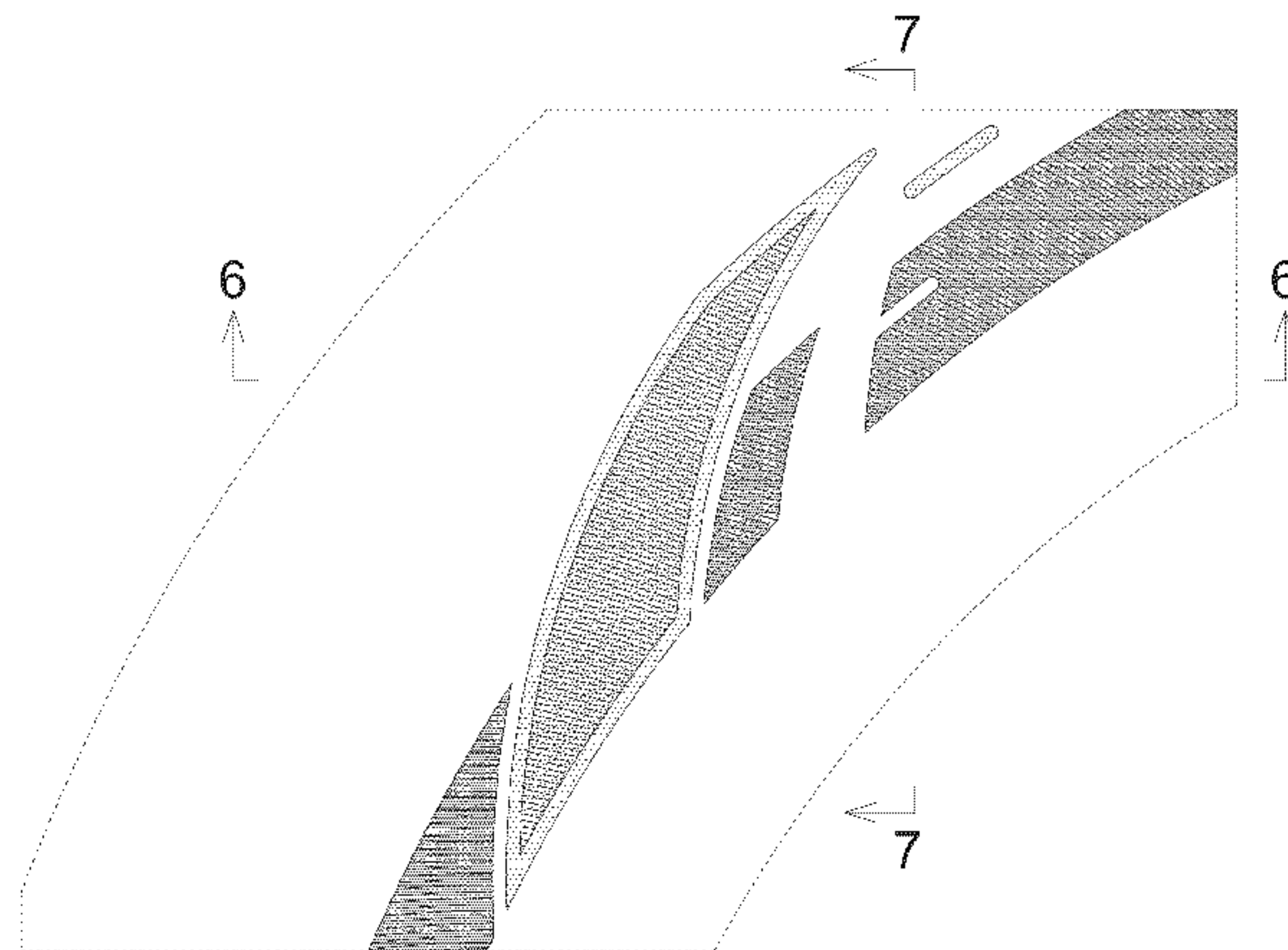
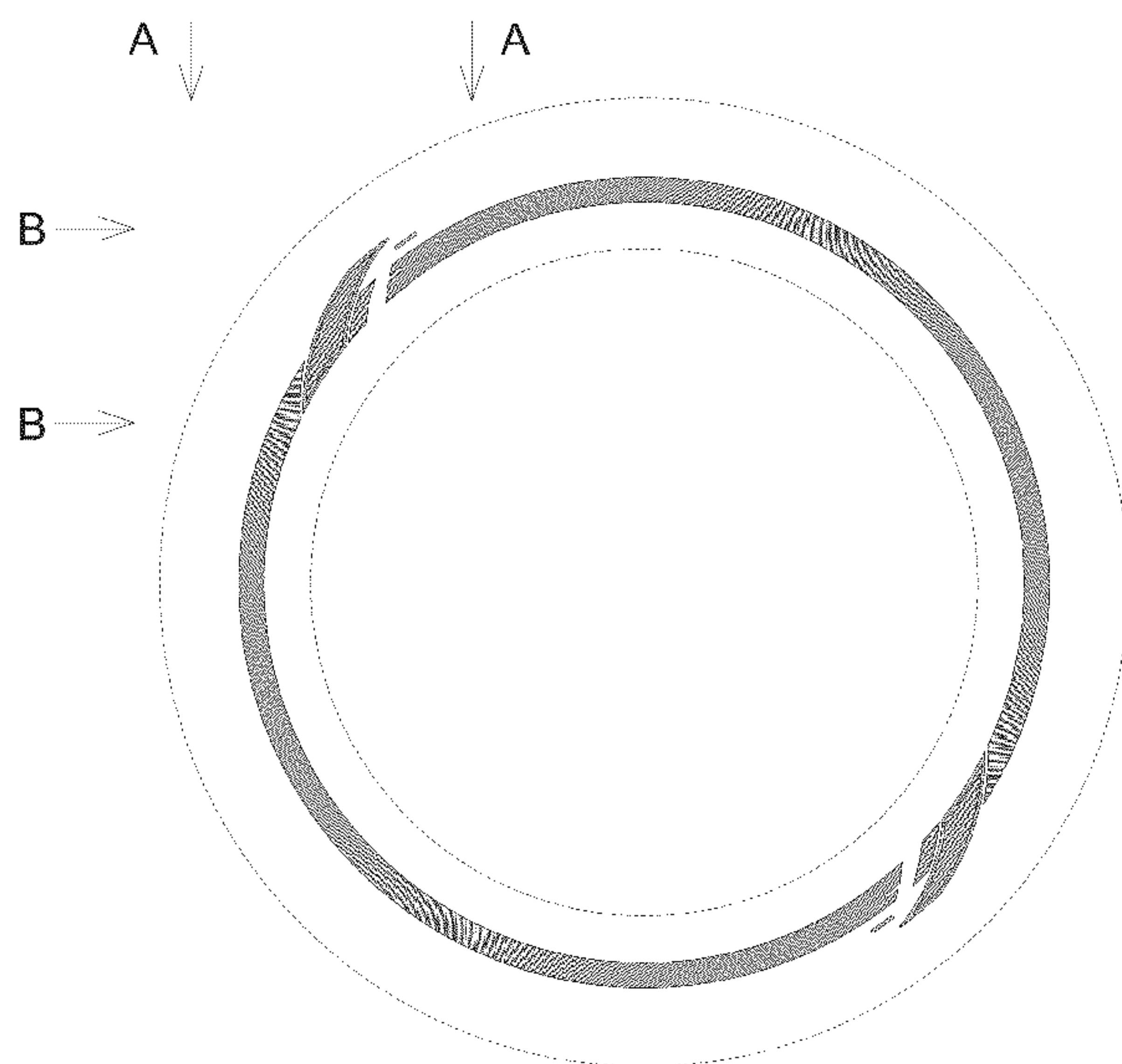


FIG. 1

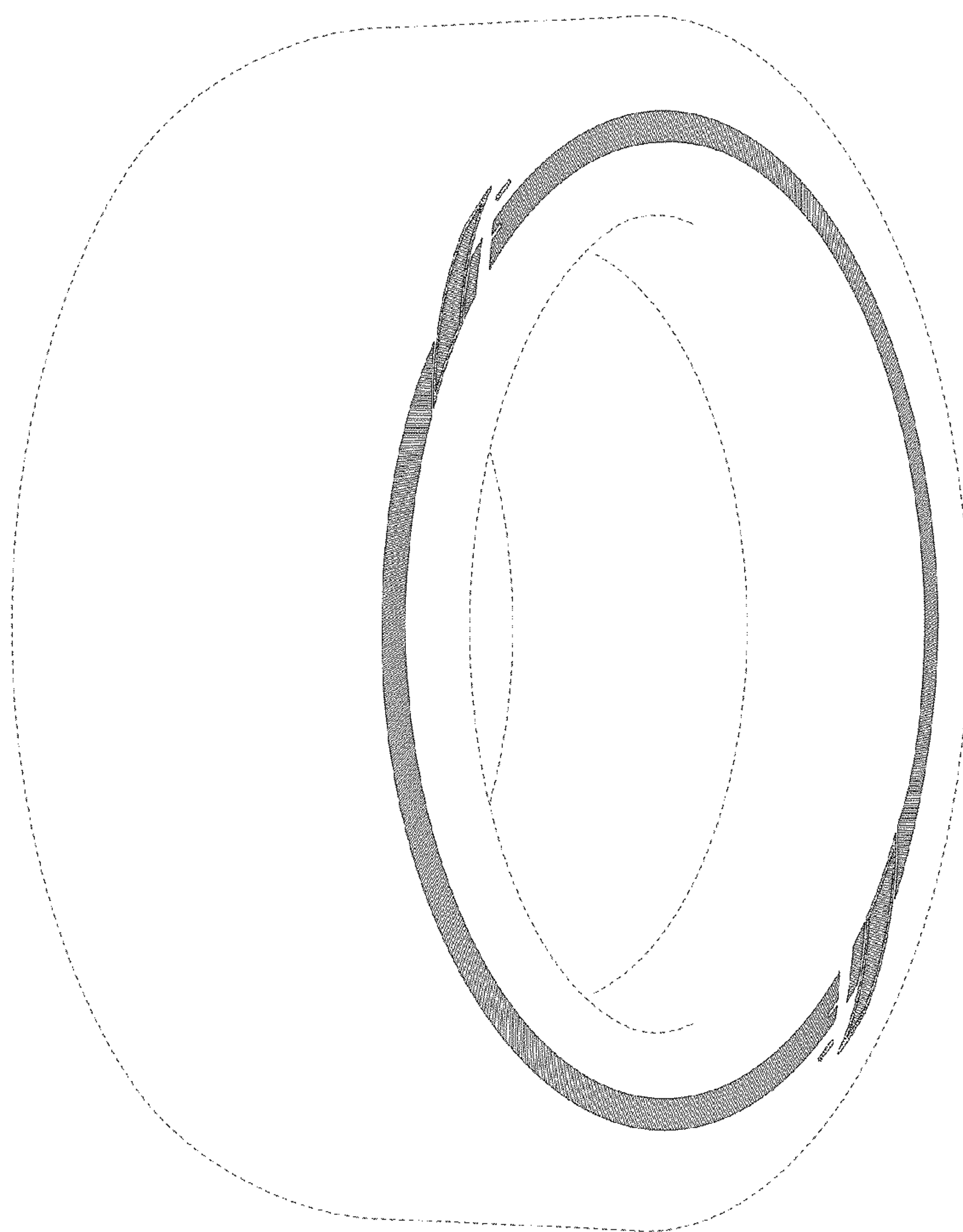


FIG. 2

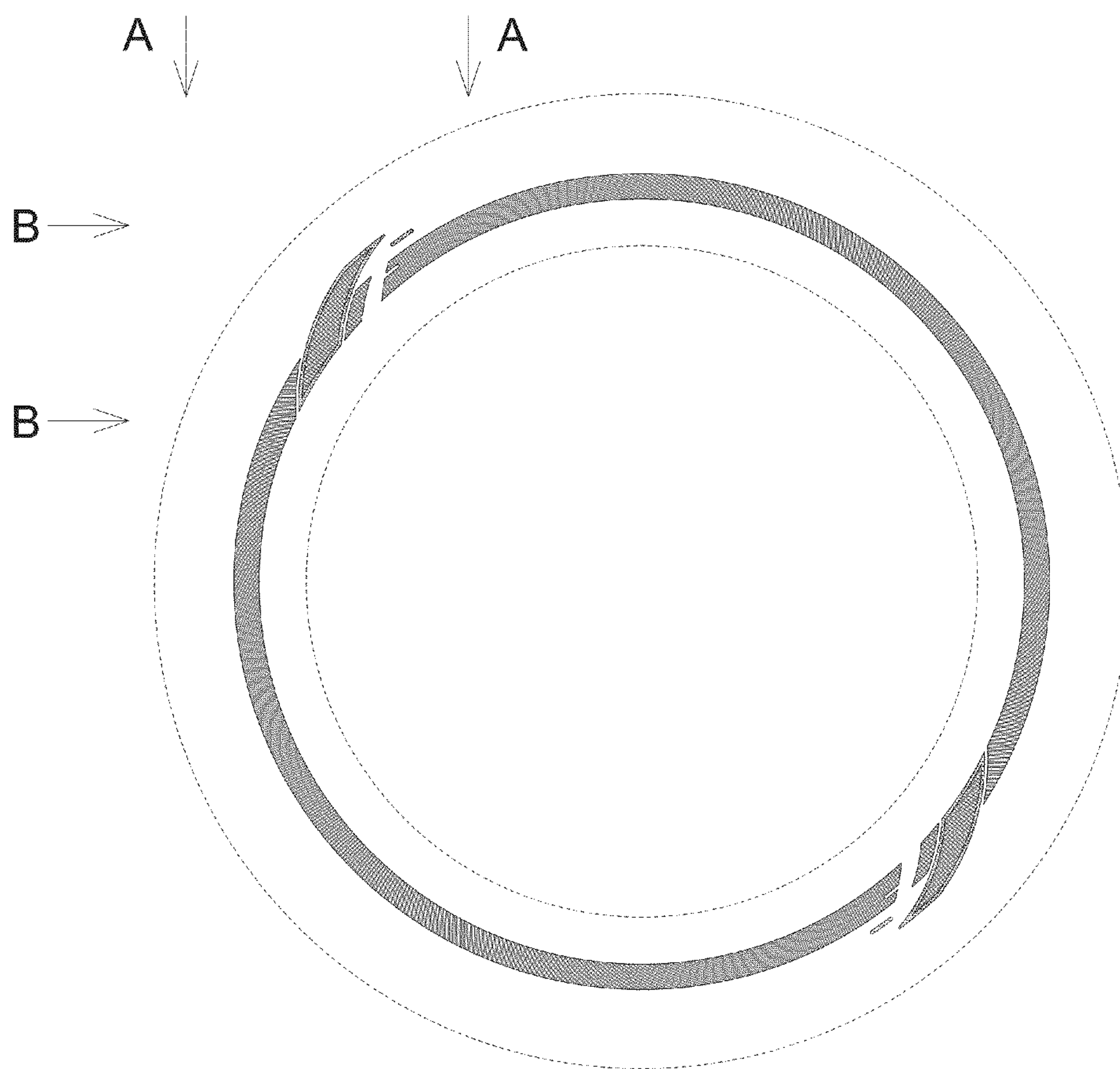


FIG. 3




FIG. 4



FIG. 5

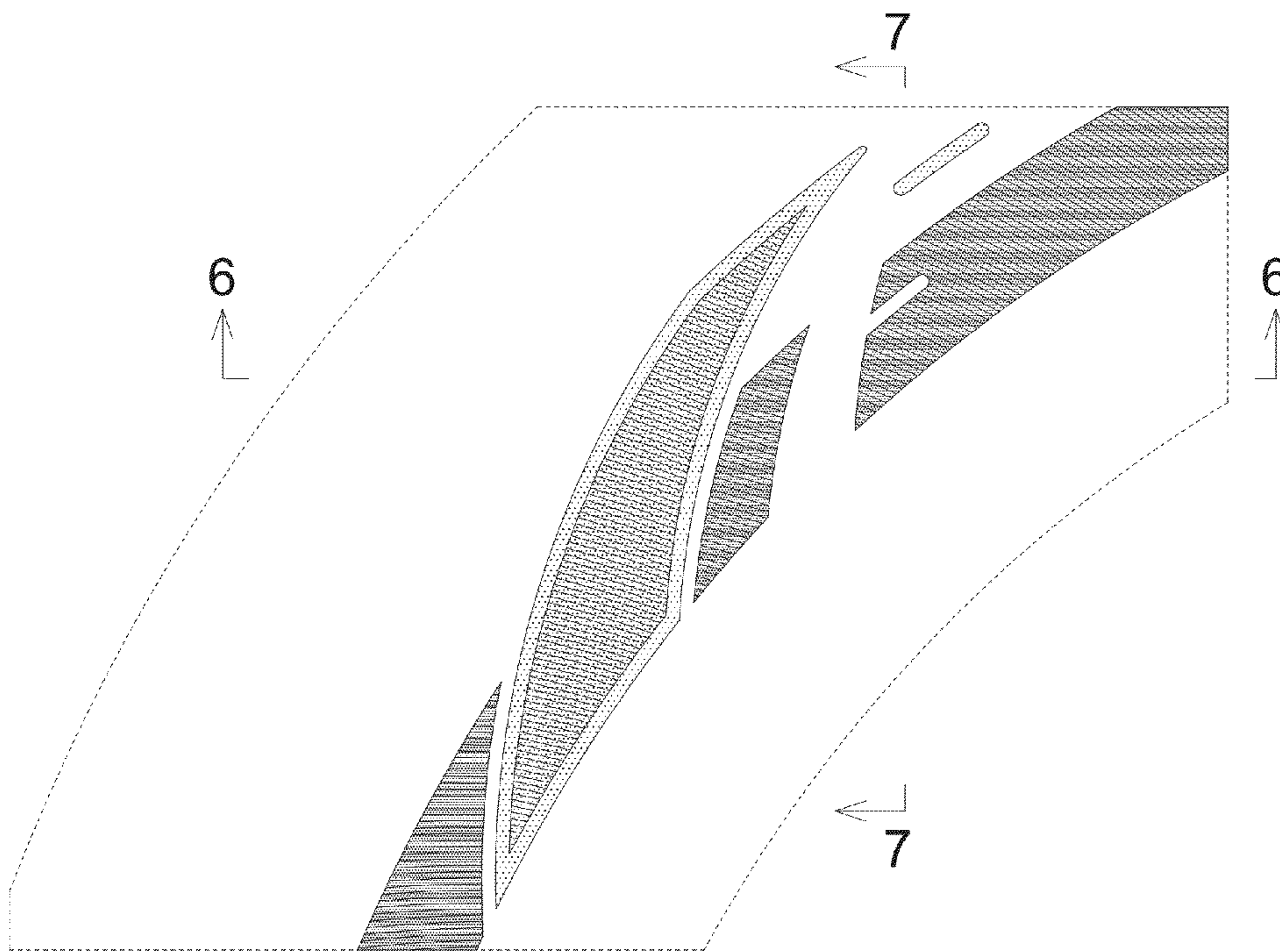


FIG. 6




FIG. 7

