



US00D708113S

(12) **United States Design Patent**  
**Hale, Jr.**

(10) **Patent No.:** **US D708,113 S**

(45) **Date of Patent:** **\*\* Jul. 1, 2014**

(54) **SPOKE SEGMENT OF A VEHICLE WHEEL**

(71) Applicant: **Mobile Hi-Tech Wheels, Rancho Dominguez, CA (US)**

(72) Inventor: **Arthur D. Hale, Jr., Long Beach, CA (US)**

(73) Assignee: **Mobile Hi-Tech Wheels, Rancho Dominguez, CA (US)**

(\*\*) Term: **14 Years**

(21) Appl. No.: **29/484,077**

(22) Filed: **Mar. 5, 2014**

(51) **LOC (10) Cl.** ..... **12-16**

(52) **U.S. Cl.**  
USPC ..... **D12/211; D12/213**

(58) **Field of Classification Search**  
USPC ..... **D12/204-213; 301/37.101, 64.101, 65, 301/64.201**

See application file for complete search history.

(56) **References Cited**

**U.S. PATENT DOCUMENTS**

D582,829 S	*	12/2008	Musser	.....	D12/211
D625,241 S	*	10/2010	Zhao	.....	D12/211
D629,347 S	*	12/2010	Kim	.....	D12/211
D639,222 S	*	6/2011	Johnson	.....	D12/209
D659,069 S	*	5/2012	Johnson	.....	D12/211

D666,955 S	*	9/2012	Chung	.....	D12/209
D680,940 S	*	4/2013	Hale, Jr.	.....	D12/211
D681,534 S	*	5/2013	Zhao	.....	D12/211
D686,963 S	*	7/2013	Hale, Jr.	.....	D12/211
D688,615 S	*	8/2013	Hale, Jr.	.....	D12/209
D689,002 S	*	9/2013	Hale, Jr.	.....	D12/211
D691,545 S	*	10/2013	Gordon	.....	D12/211
D691,937 S	*	10/2013	Chan	.....	D12/209
D695,193 S	*	12/2013	Kong	.....	D12/211
D701,812 S	*	4/2014	Hale, Jr.	.....	D12/211
D702,172 S	*	4/2014	Chung	.....	D12/211

\* cited by examiner

*Primary Examiner* — Stacia Cadmus

(74) *Attorney, Agent, or Firm* — Christie, Parker & Hale, LLP

(57) **CLAIM**

The ornamental design for spoke segment of a vehicle wheel, as shown and described.

**DESCRIPTION**

FIG. 1 is a perspective view of a spoke segment of a vehicle wheel according to my new design; and, FIG. 2 is a front elevational view thereof.

The broken lines showing the round elements on the lip of the rim and the rear of the wheel are included for the purpose of illustrating environment and form no part of the claimed design. The dash dot lines on either side of the spoke segment are for the purpose of illustrating the boundary of the claimed design and form no part thereof.

**1 Claim, 2 Drawing Sheets**

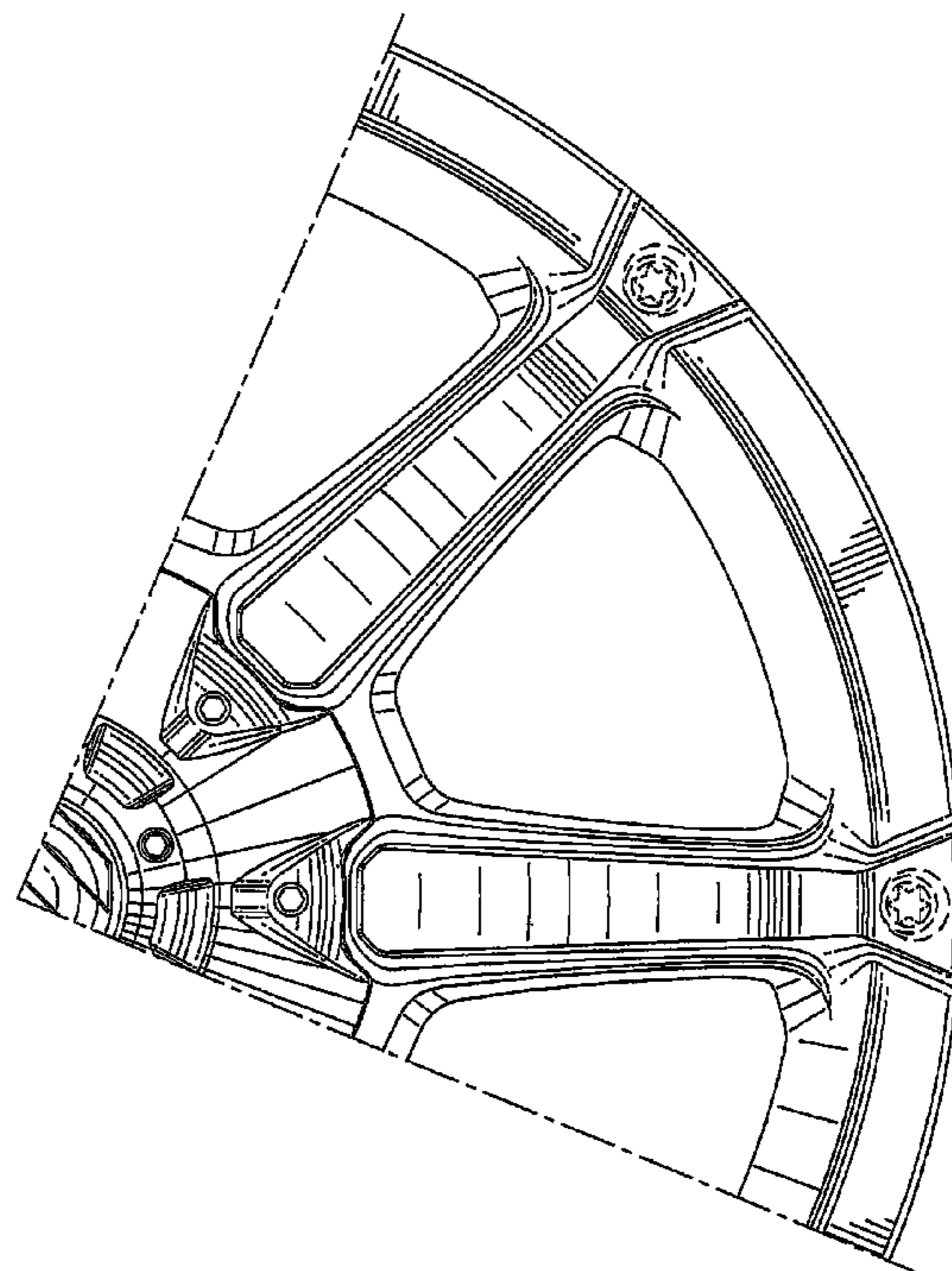
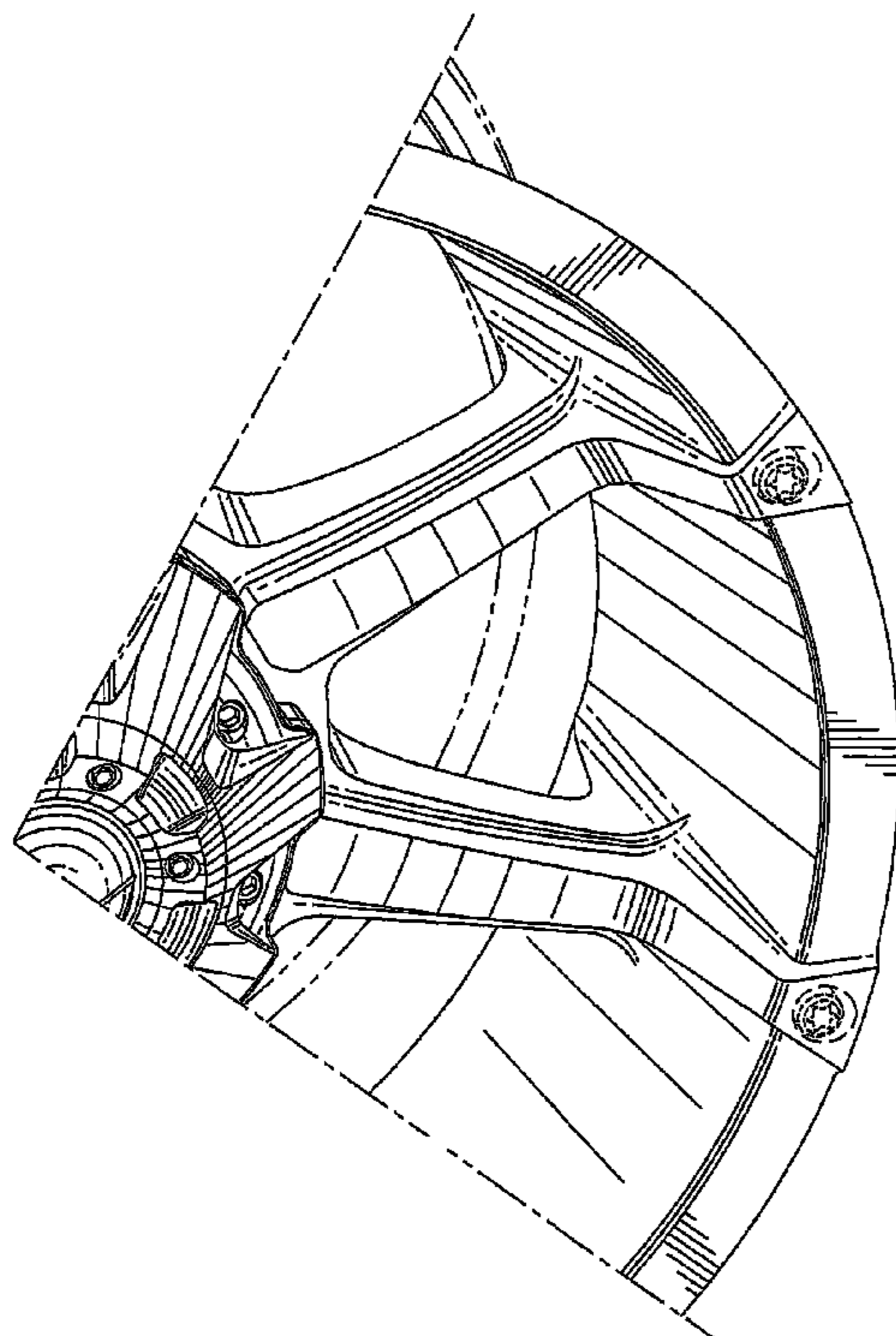


FIG. 1

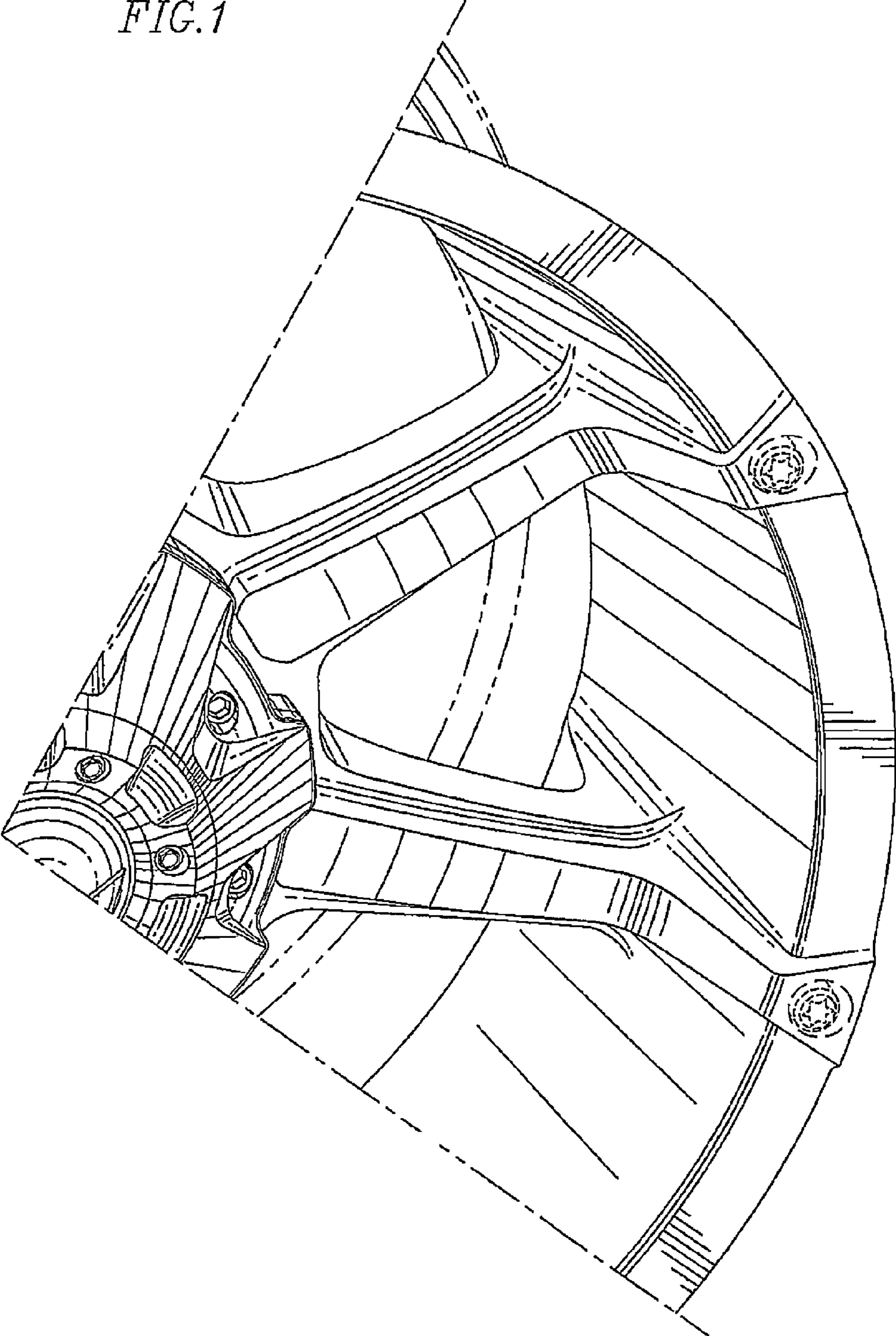


FIG. 2

