



US00D708109S

(12) **United States Design Patent**
Hodges

(10) **Patent No.:** **US D708,109 S**

(45) **Date of Patent:** **** Jul. 1, 2014**

(54) **WHEEL CENTER**

(71) Applicant: **Frank J. Hodges**, Corona, CA (US)

(72) Inventor: **Frank J. Hodges**, Corona, CA (US)

(**) Term: **14 Years**

(21) Appl. No.: **29/468,298**

(22) Filed: **Sep. 27, 2013**

(51) **LOC (10) Cl.** **12-16**

(52) **U.S. Cl.**
USPC **D12/209; D12/205**

(58) **Field of Classification Search**
USPC D12/204-213; 301/37.101, 64.101, 65,
301/64.201

See application file for complete search history.

(56) **References Cited**

U.S. PATENT DOCUMENTS

D232,630 S *	9/1974	Siroonian	D12/205
D232,631 S *	9/1974	Siroonian	D12/205
D232,827 S *	9/1974	Siroonian	D12/205
D239,105 S *	3/1976	Siroonian	D12/205
D256,453 S *	8/1980	De Graaff	D12/205
D269,081 S *	5/1983	Hayashi	D12/211

D284,000 S *	5/1986	Braungart	D12/211
D353,571 S *	12/1994	Braungart et al.	D12/211
D376,125 S *	12/1996	Fikse	D12/211
D438,164 S *	2/2001	Langerer	D12/211
D438,833 S *	3/2001	Takechi	D12/211
D662,025 S *	6/2012	Ettensberger	D12/209
D701,158 S *	3/2014	Hodges	D12/211

* cited by examiner

Primary Examiner — Stacia Cadmus

(74) *Attorney, Agent, or Firm* — Eric B. Alspaugh

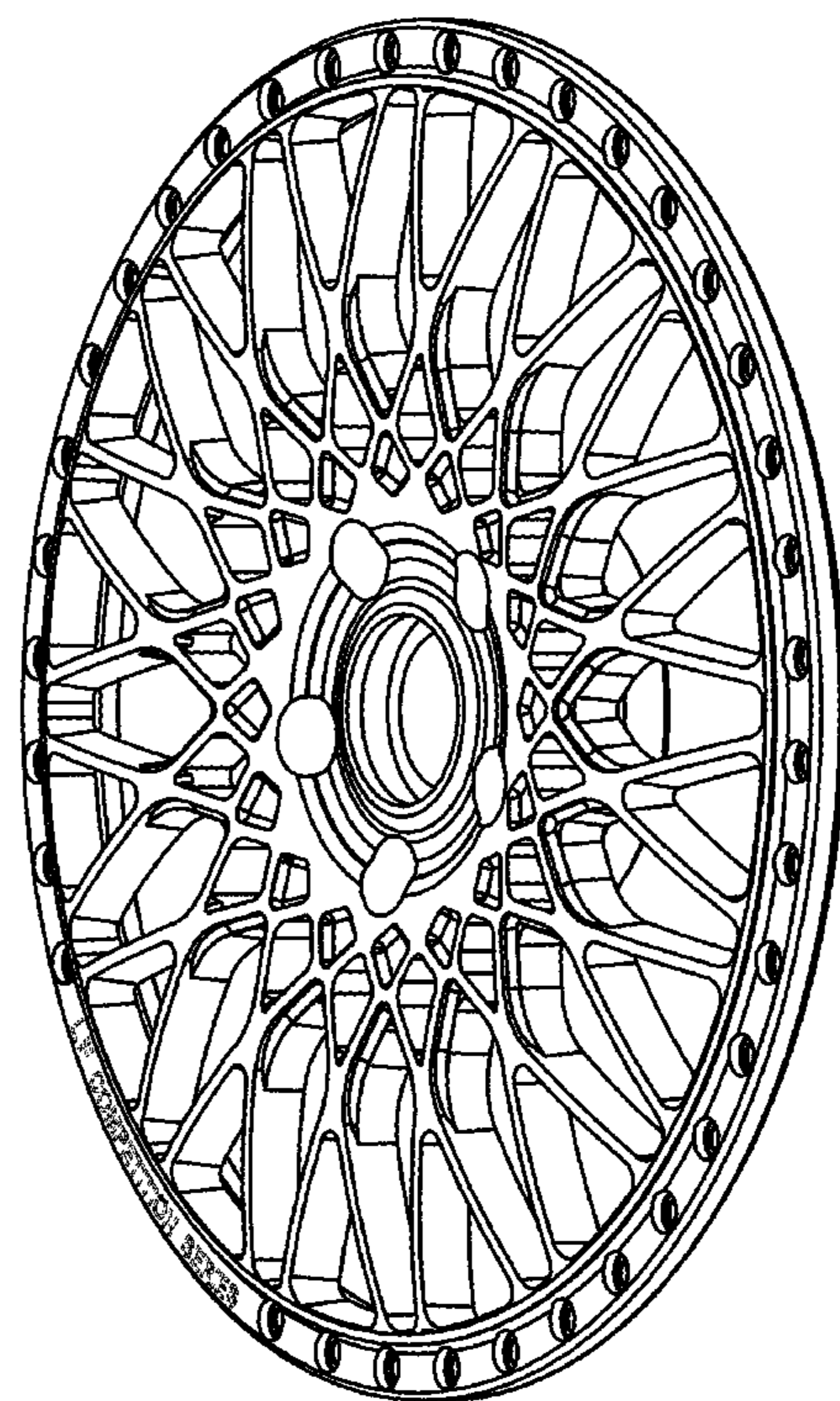

(57) **CLAIM**

The ornamental design for a wheel center, as shown and described.

DESCRIPTION

FIG. 1 is a front view of a wheel center, showing my new design;
FIG. 2 is a side view thereof;
FIG. 3 is a back view thereof; and,
FIG. 4 is a perspective view thereof.
The portions shown in phantom provide context only but do not limit the claim and should not be considered part of the claimed design.

1 Claim, 4 Drawing Sheets






Fig. 1

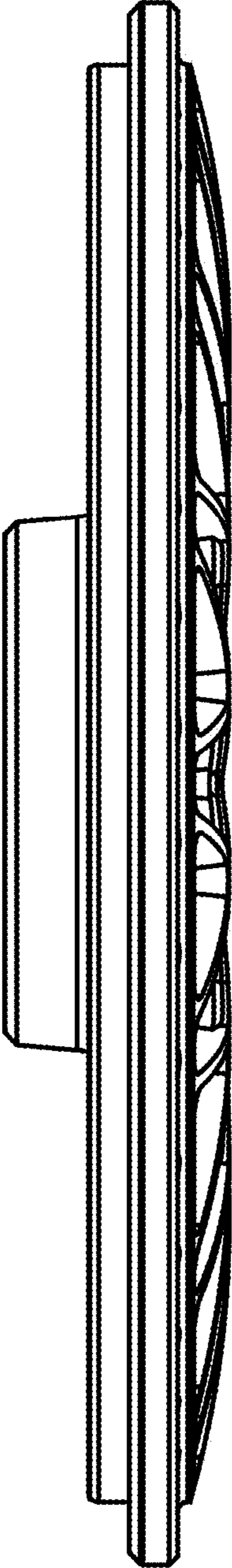


Fig. 2




Fig. 3

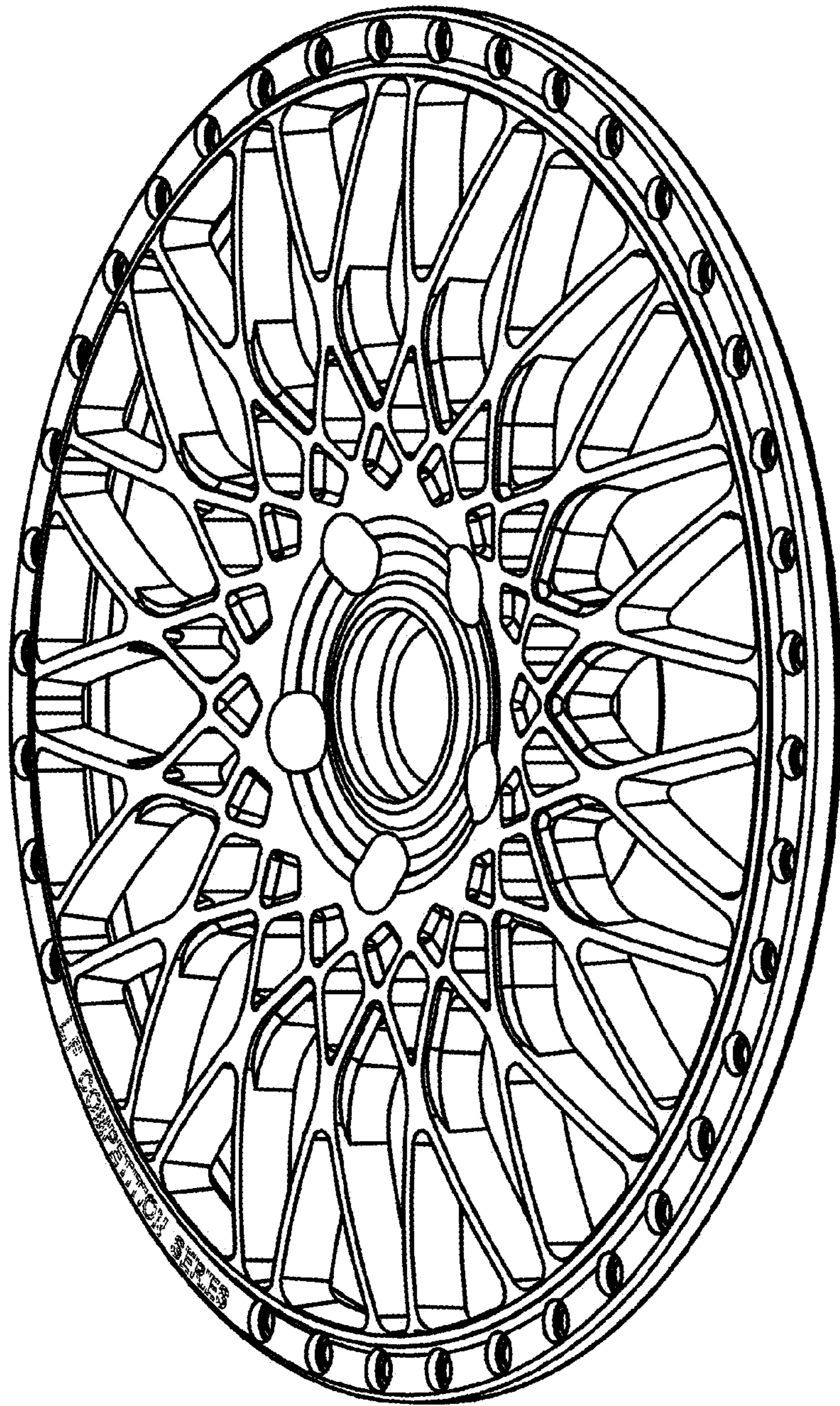


Fig. 4