



US00D708101S

(12) **United States Design Patent**
Hodges

(10) **Patent No.:** **US D708,101 S**

(45) **Date of Patent:** **** Jul. 1, 2014**

(54) **ROCK BLOCKER**

(71) Applicant: **Frank J. Hodges**, Corona, CA (US)

(72) Inventor: **Frank J. Hodges**, Corona, CA (US)

(**) Term: **14 Years**

(21) Appl. No.: **29/473,233**

(22) Filed: **Nov. 20, 2013**

(51) **LOC (10) Cl.** **12-08**

(52) **U.S. Cl.**
USPC **D12/181**

(58) **Field of Classification Search**
USPC D12/181, 191, 196, 400, 190, 88;
280/727, 770, 848; 296/180.1-180.5,
296/91; 180/903

See application file for complete search history.

(56) **References Cited**

U.S. PATENT DOCUMENTS

D271,191 S * 11/1983 Amprim et al. D12/181
D586,711 S * 2/2009 Sato D12/181
D603,315 S * 11/2009 Gamou D12/190

D606,918 S * 12/2009 Larson D12/181
D609,617 S * 2/2010 Larson D12/181
D614,098 S * 4/2010 Larson D12/181
D638,337 S * 5/2011 Francisco D12/181
D659,615 S * 5/2012 Varga D12/181
D667,763 S * 9/2012 Varga D12/181

* cited by examiner

Primary Examiner — Katrina A Betton

(74) *Attorney, Agent, or Firm* — Eric B. Alspaugh, APC

(57) **CLAIM**

The ornamental design for a rock blocker, as shown and described.

DESCRIPTION

FIG. 1 is a front view of a rock blocker showing my new design;

FIG. 2 is a side view thereof;

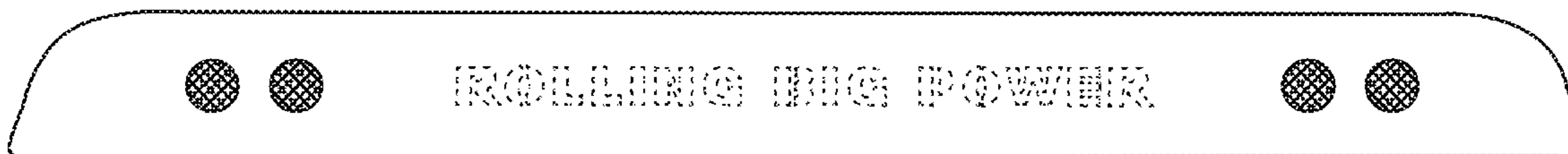
FIG. 3 is an opposite side view thereof;

FIG. 4 is a front perspective view thereof; and,

FIG. 5 is rear view thereof.

In the drawings, the broken lines depict lettering and form no part of the claimed designed design.

1 Claim, 5 Drawing Sheets



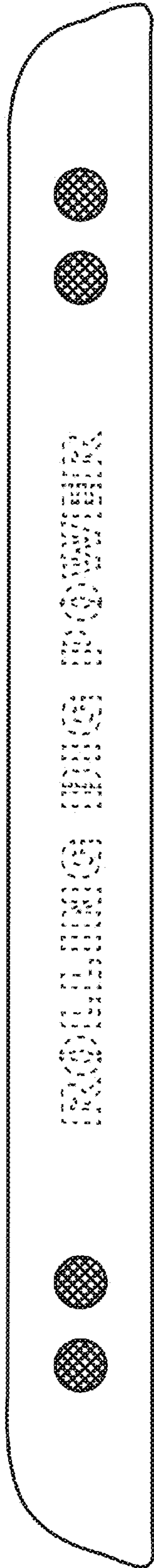


Fig. 1

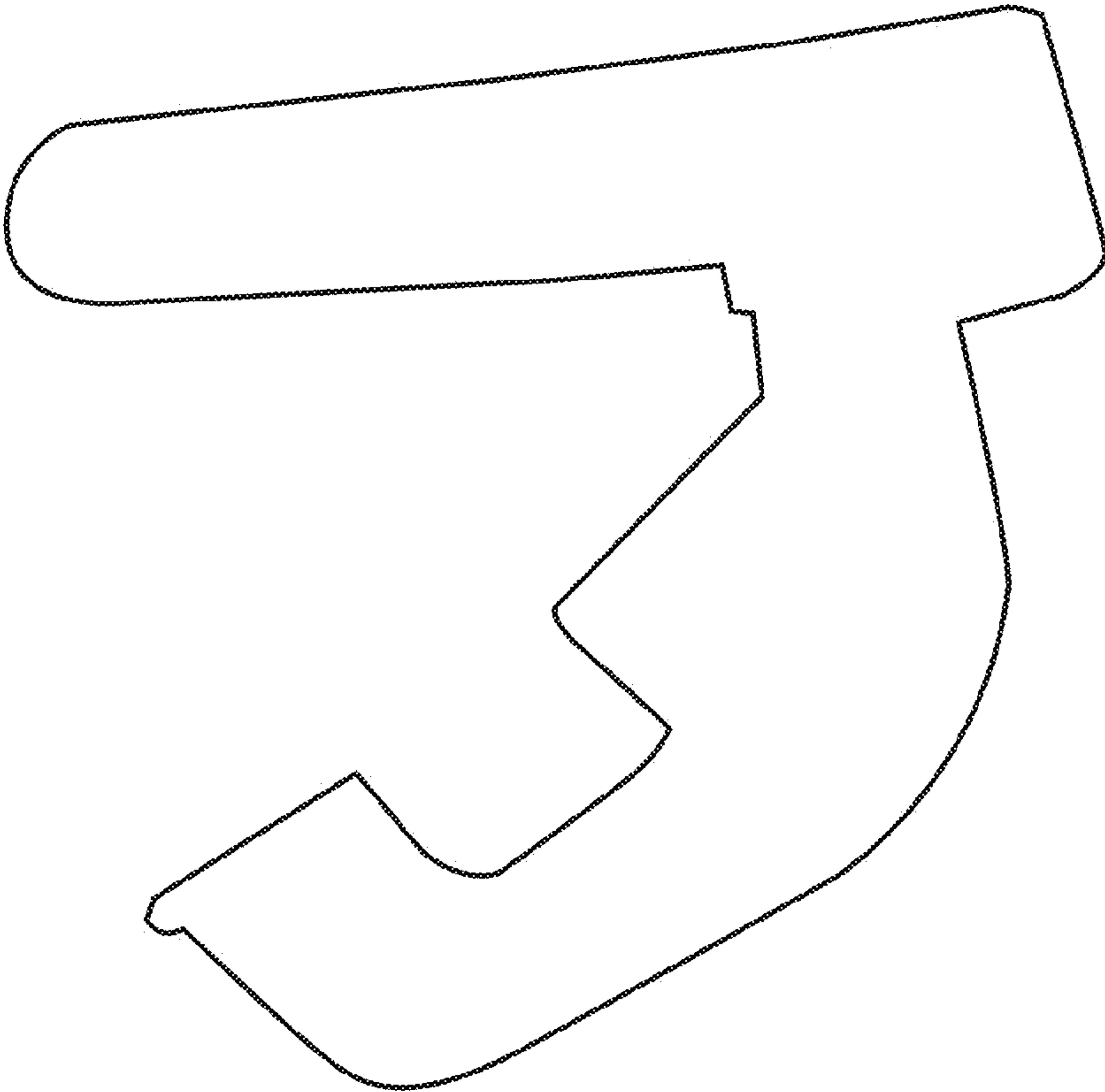


Fig. 2

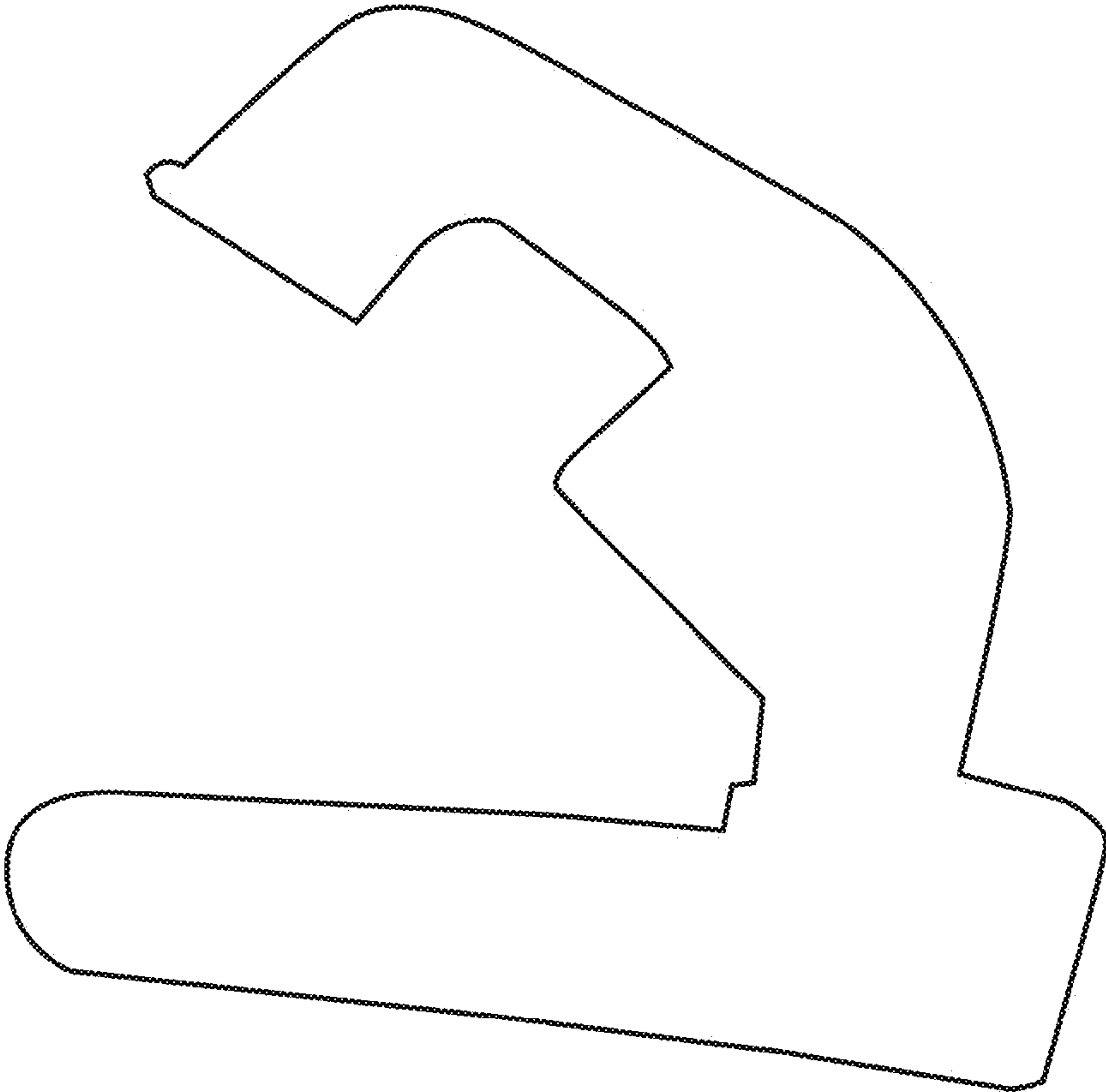


FIG. 3

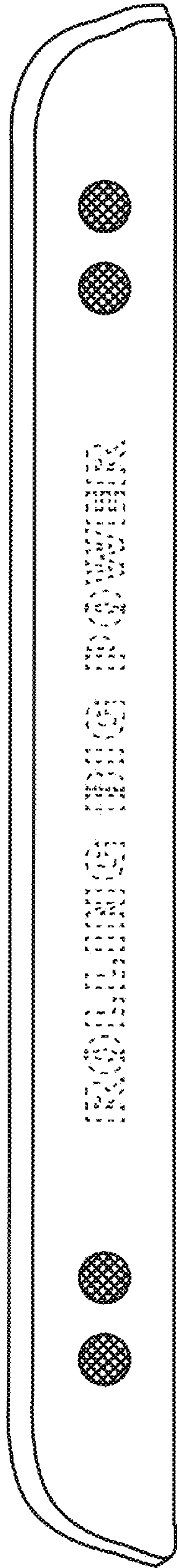


Fig. 4

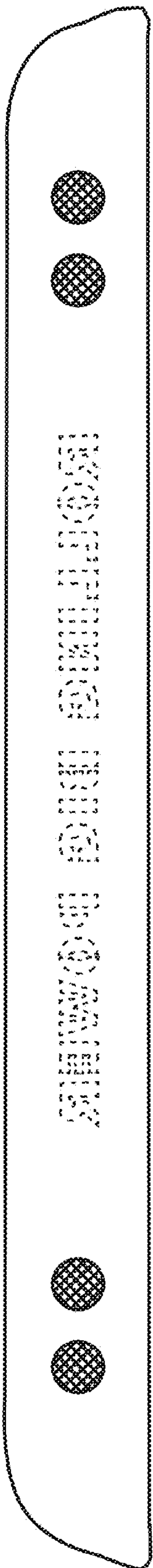


Fig. 5