



US00D708098S

(12) **United States Design Patent**
Frazier

(10) **Patent No.:** **US D708,098 S**

(45) **Date of Patent:** **** Jul. 1, 2014**

(54) **HITCH ORNAMENT DISPLAY BASE**

(71) Applicant: **John Rodger Frazier**, Canton, GA (US)

(72) Inventor: **John Rodger Frazier**, Canton, GA (US)

(**) Term: **14 Years**

(21) Appl. No.: **29/445,537**

(22) Filed: **Feb. 13, 2013**

(51) **LOC (10) Cl.** **12-16**

(52) **U.S. Cl.**
USPC **D12/162**

(58) **Field of Classification Search**

USPC D12/162, 159, 161, 160; 56/DIG. 14;
37/399; 280/406.2, 407, 407.1, 408,
280/411.1, 416.1, 416.2, 416.3, 418, 418.1,
280/433, 434, 435, 441.1, 441.2, 455.1,
280/456.1, 480, 493, 504, 507, 508;
224/42.11, 42.12, 42.14, 42.26, 400,
224/401, 412, 413, 488, 494, 500-501, 519,
224/537; 135/88.05; 150/166

See application file for complete search history.

(56) **References Cited**

U.S. PATENT DOCUMENTS

D358,570 S * 5/1995 Doherty et al. D12/162
6,634,667 B1 * 10/2003 Tozer 280/514
6,712,381 B1 * 3/2004 Moss 280/491.1
6,745,926 B2 * 6/2004 Chimenti 224/509
7,044,493 B1 * 5/2006 Wilson 280/489
7,338,064 B1 * 3/2008 Williams 280/491.3
7,819,128 B2 * 10/2010 Clark et al. 135/88.08

2007/0102898 A1 * 5/2007 Schulze 280/507
2007/0145716 A1 * 6/2007 Schulze 280/483
2011/0156369 A1 * 6/2011 Schroder 280/491.1

* cited by examiner

Primary Examiner — Katrina A Betton

(74) *Attorney, Agent, or Firm* — Smith Risley Tempel Santos LLC; Matthew T. Hoots

(57) **CLAIM**

The ornamental design for a hitch ornament display base, as shown and described.

DESCRIPTION

FIG. 1 is a perspective view of my new ornamental design for a hitch ornament display base, shown with an exemplary hitch ornament mounted thereon and the draw bar portion inserted in a hitch receiver;

FIG. 2 is a front view of the hitch ornament display base shown in FIG. 1;

FIG. 3 is a back view of the hitch ornament display base shown in FIG. 1;

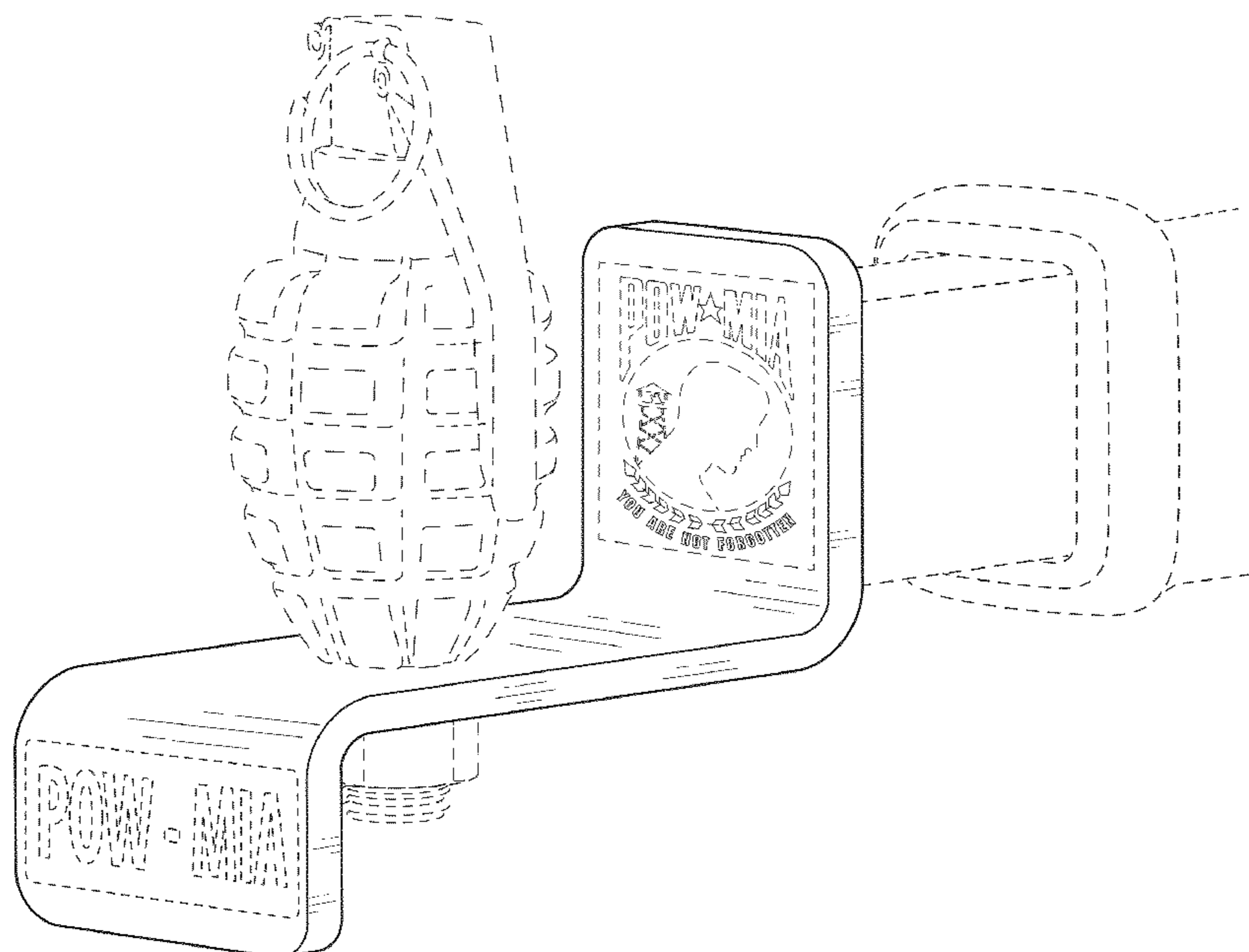
FIG. 4 is a top view of the hitch ornament display base shown in FIG. 1;

FIG. 5 is a bottom view of the hitch ornament display base shown in FIG. 1; and,

FIG. 6 is a side view of hitch ornament display base shown in FIG. 1.

The broken lines in the drawings of the hitch ornament display base are for illustrative purposes only and form no part of the claimed design. The draw bar portion is shown broken away to indicate that it has no specific length beyond what is shown.

1 Claim, 4 Drawing Sheets



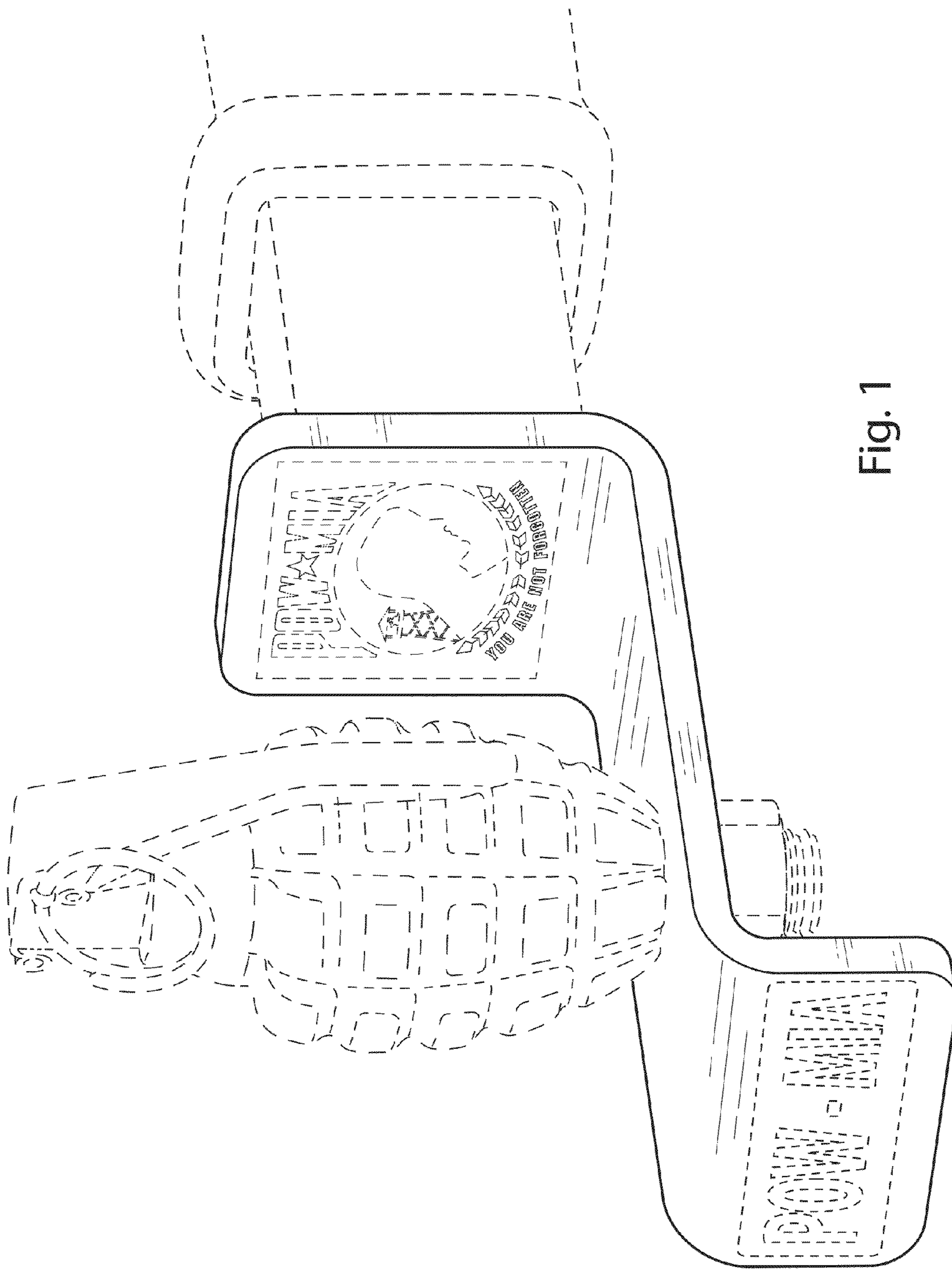


Fig. 1

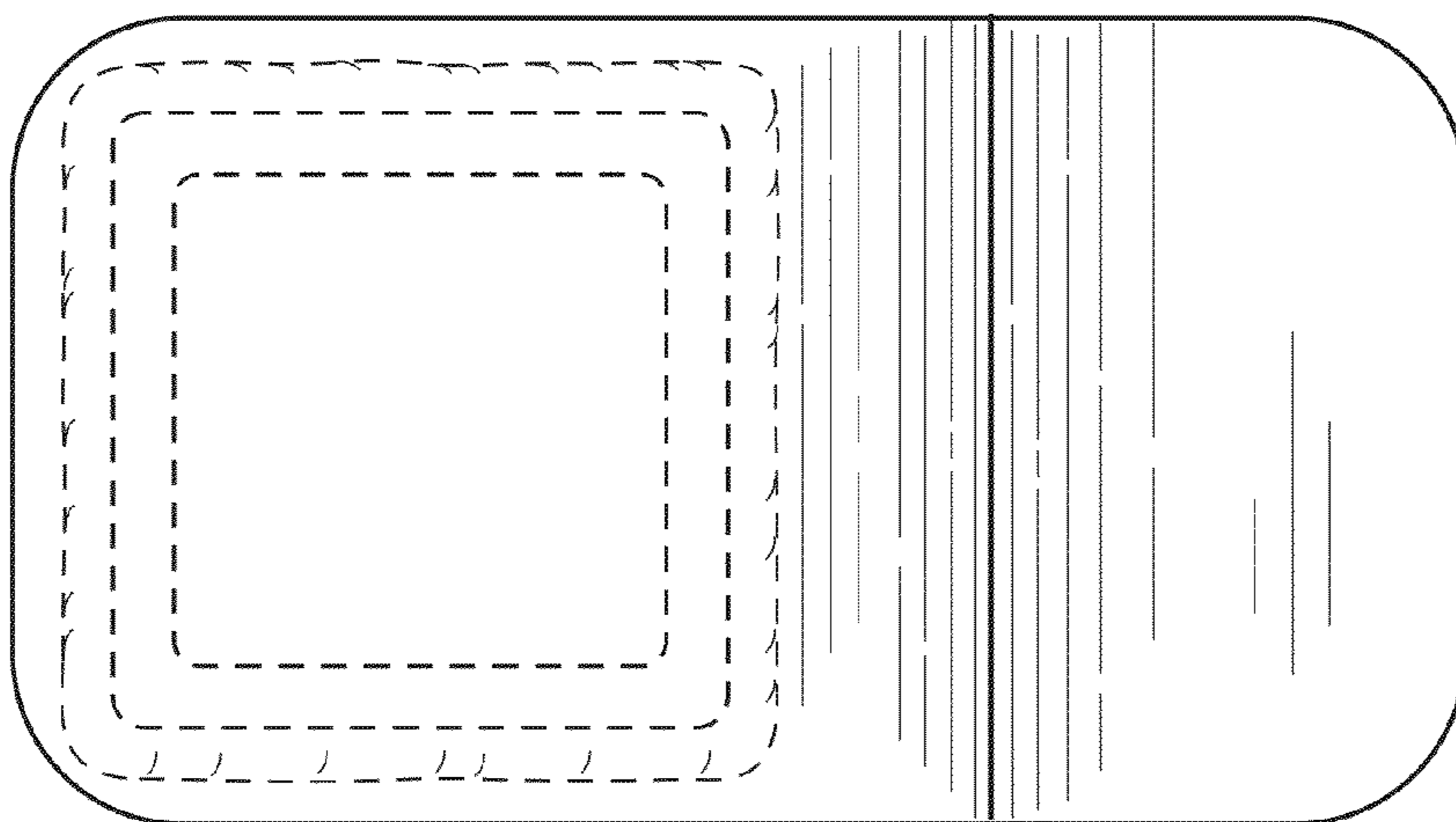


Fig. 3

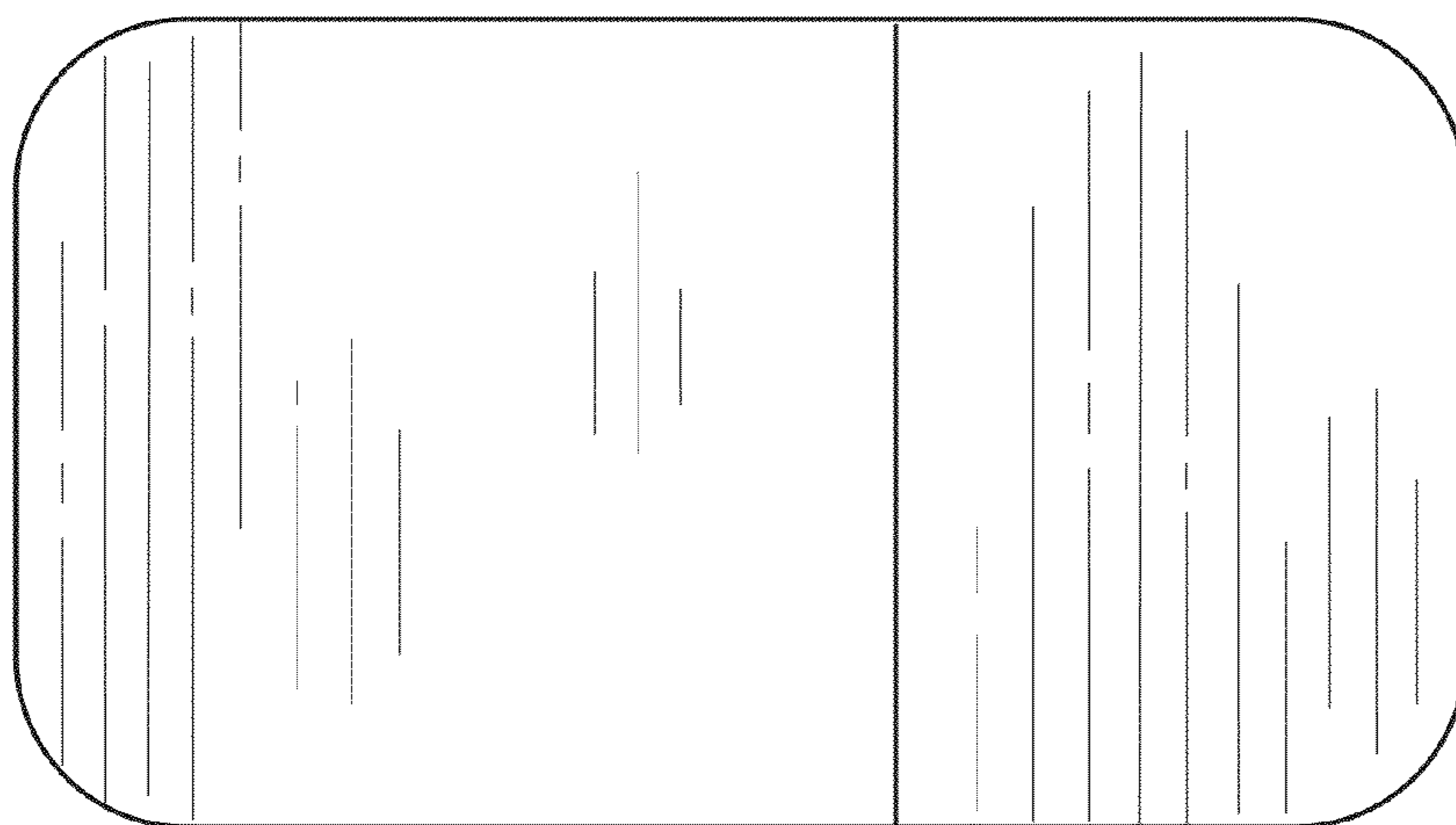


Fig. 2

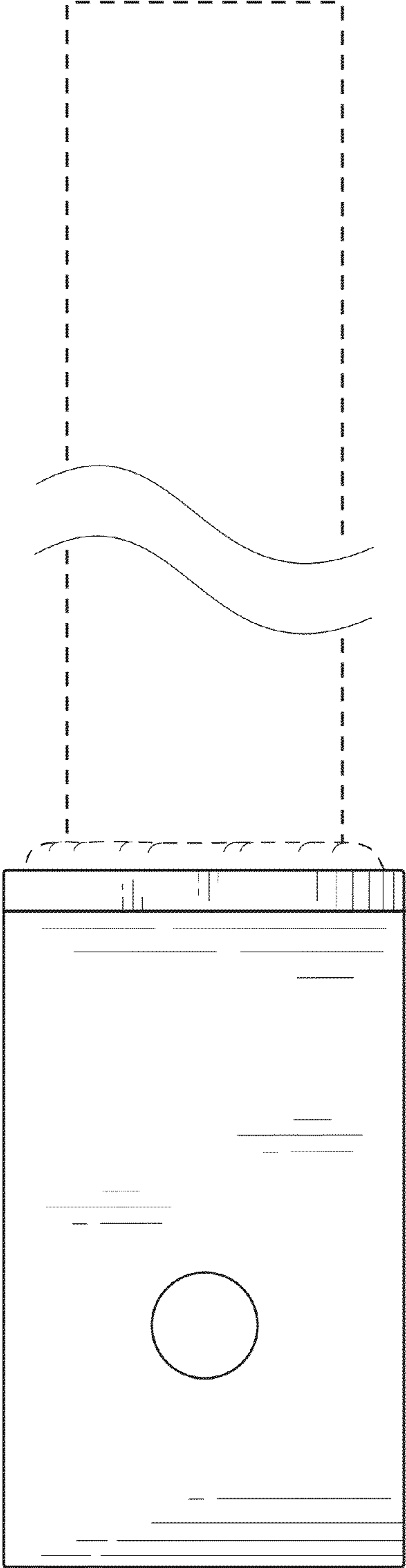


Fig. 4

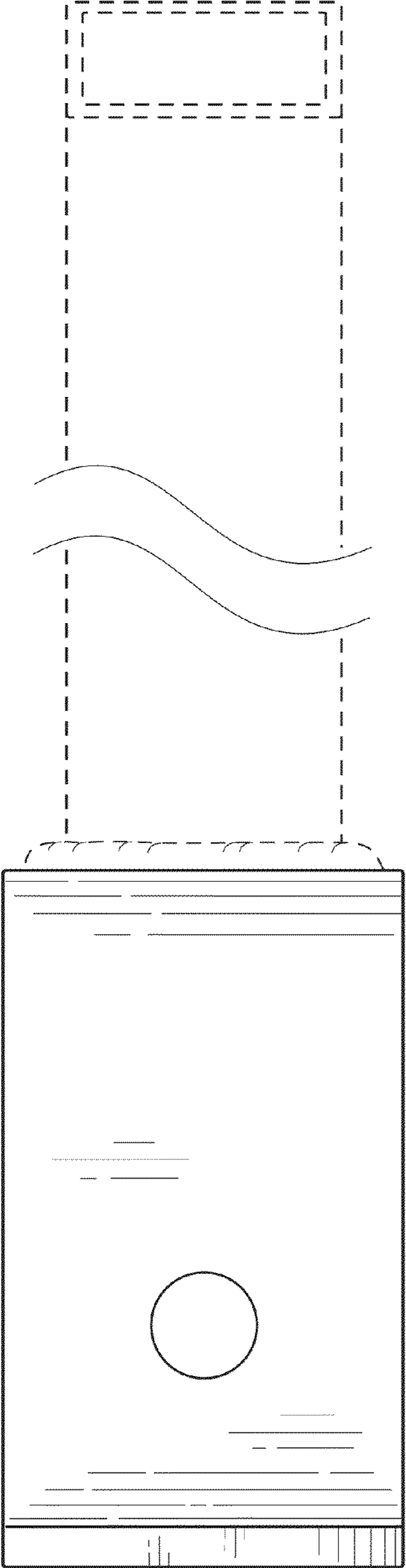


Fig. 5

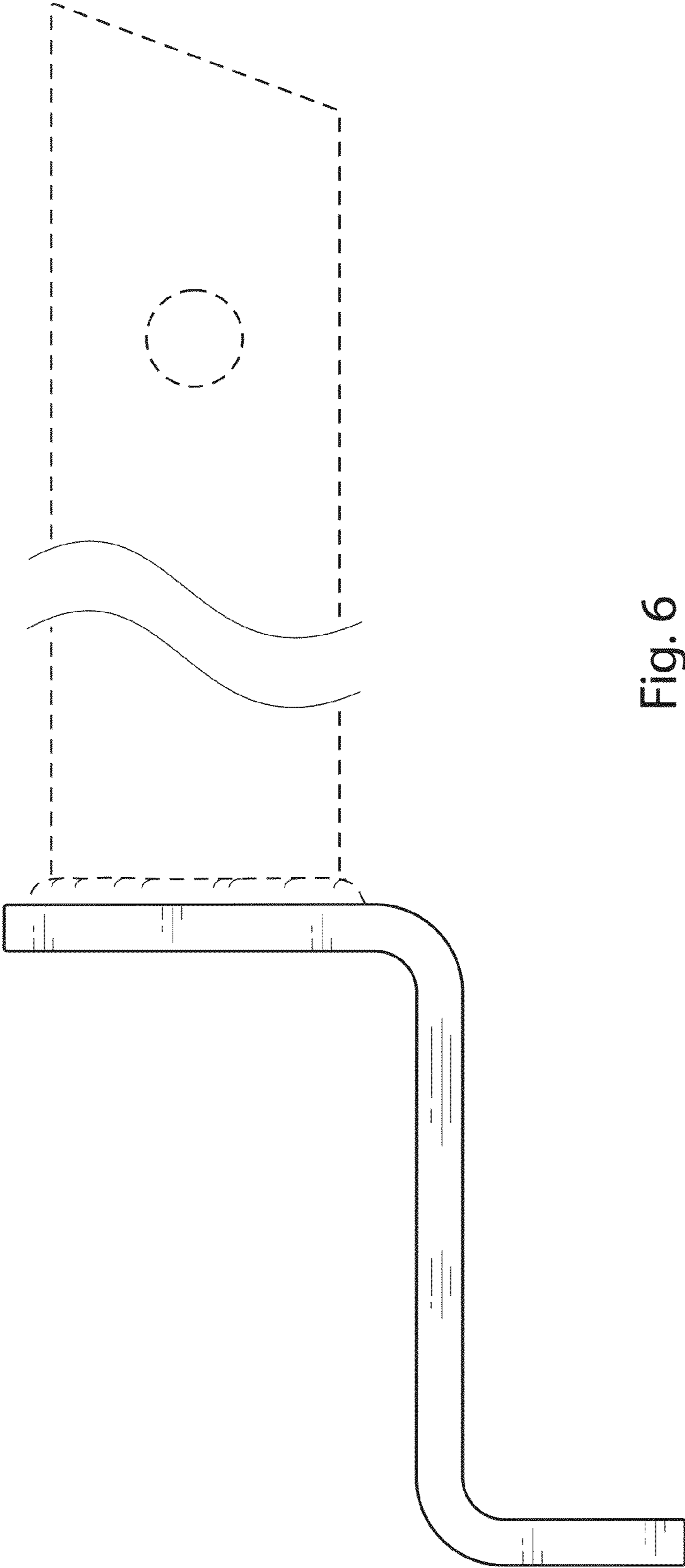


Fig. 6