



US00D708097S

(12) **United States Design Patent**
Minami et al.

(10) **Patent No.:** **US D708,097 S**
(45) **Date of Patent:** **** Jul. 1, 2014**

(54) **AUTOMOBILE AND/OR TOY REPLICA
THEREOF**

D629,719 S * 12/2010 Reichman et al. D12/92
D673,078 S * 12/2012 Ramaciotti D12/91
D685,293 S * 7/2013 Badstuebner et al. D12/92

(71) Applicant: **Toyota Jidosha Kabushiki Kaisha,**
Toyota (JP)

OTHER PUBLICATIONS

(72) Inventors: **Takahiro Minami,** Sagamihara (JP);
Liang Gao, Numazu (JP); **ByungKang
Cho,** Numazu (JP)

Scion tC; URL: <http://www.scion.com/cars/tC/>; scion.com; Mfg.
Scion; Jan. 2013.
Ford Fusion; Google image search; 2013 Ford Fusion; 2012.

(73) Assignee: **Toyota Jidosha Kabushiki Kaisha,**
Toyota-shi, Aichi-ken (JP)

* cited by examiner

(**) Term: **14 Years**

Primary Examiner — Melody Brown

(21) Appl. No.: **29/445,638**

(74) *Attorney, Agent, or Firm* — Finnegan, Henderson,
Farabow, Garrett & Dunner, LLP

(22) Filed: **Feb. 14, 2013**

(57) **CLAIM**

The ornamental design for an automobile and/or toy replica
thereof, as shown and described.

(51) **LOC (10) Cl.** **12-08**

(52) **U.S. Cl.**
USPC **D12/92**

(58) **Field of Classification Search**
USPC D12/86, 90–92, 88; D21/424, 433, 434;
296/181.1, 181.5

DESCRIPTION

See application file for complete search history.

FIG. 1 is a front perspective view of an automobile and/or toy
replica thereof showing our new design;
FIG. 2 is a rear perspective view thereof;
FIG. 3 is a front view thereof;
FIG. 4 is a rear view thereof;
FIG. 5 is a left side elevation view thereof, the right side
elevation view being a mirror image thereof except for the
fuel door that is not present on the right side; and,
FIG. 6 is a top plan view thereof.

The bottom view of the automobile is not seen during ordi-
nary use and is not part of the claimed design.

(56) **References Cited**

U.S. PATENT DOCUMENTS

D558,096 S * 12/2007 Nicholas et al. D12/92
D568,213 S * 5/2008 Platto et al. D12/92
D573,919 S * 7/2008 Bauer et al. D12/92
D574,752 S * 8/2008 van Braeckel D12/92

1 Claim, 5 Drawing Sheets






FIG. 1




FIG. 2




FIG. 3



FIG. 4



FIG. 5

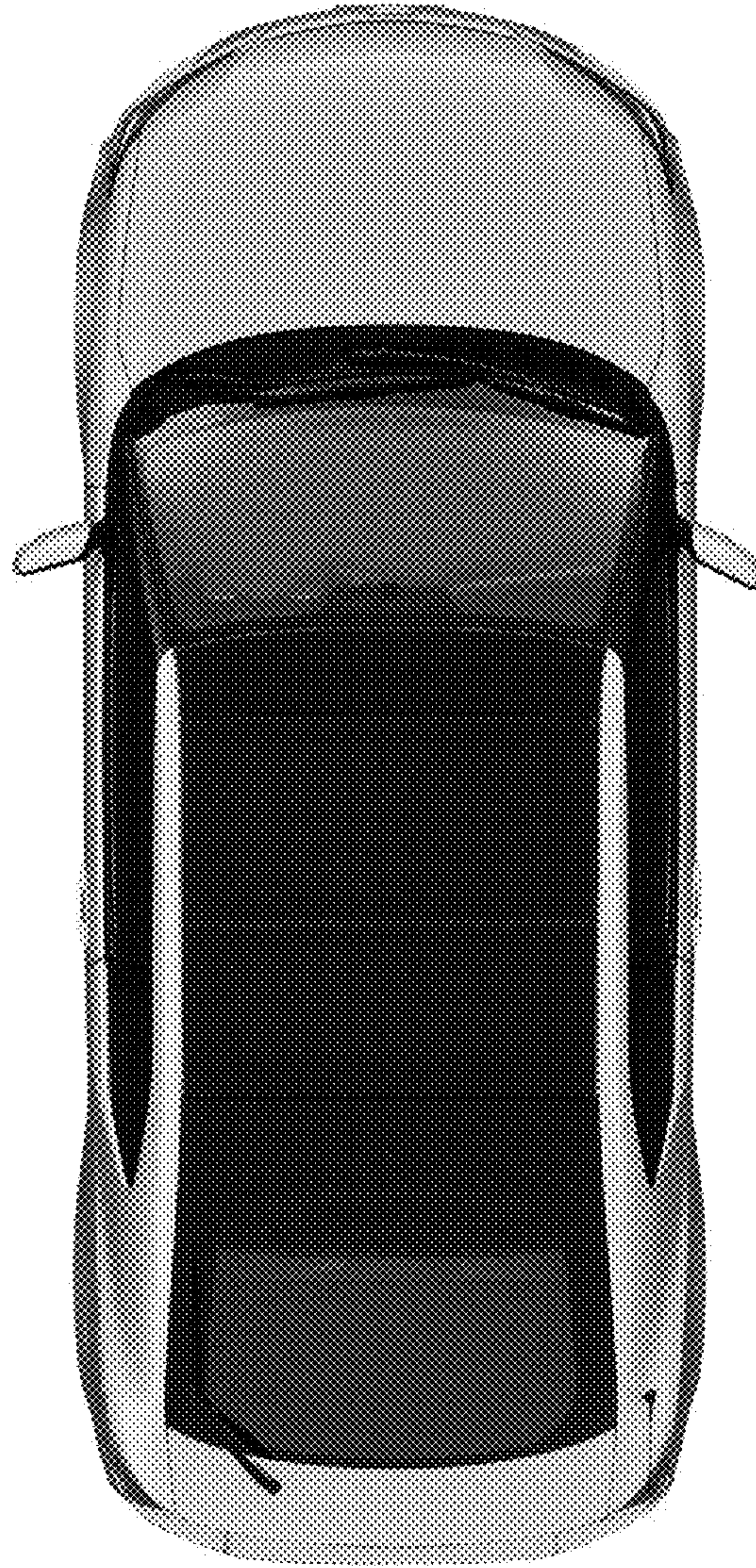


FIG. 6