



US00D708095S

(12) **United States Design Patent**
Whitworth

(10) **Patent No.:** **US D708,095 S**

(45) **Date of Patent:** **** Jul. 1, 2014**

(54) **CLIPPING APPARATUS**

(71) Applicant: **The Style Studio Inc.**, Bronxville, NY
(US)

(72) Inventor: **Barbara Whitworth**, Bronxville, NY
(US)

(73) Assignee: **The Style Studio Inc.**, Bronxville, NY
(US)

(**) Term: **14 Years**

(21) Appl. No.: **29/452,320**

(22) Filed: **Apr. 15, 2013**

(51) **LOC (10) Cl.** **02-07**

(52) **U.S. Cl.**
USPC **D11/200**

(58) **Field of Classification Search**

USPC D11/1-2, 200-201, 206-210, 214-218;
24/163 R, 169-171, 173, 177-179, 191,
24/194-195, 197, 200, 614-616, 625, 198,
24/578.11, 578.1, 163 K, 114, 499, 504,
24/328; D22/108; D2/626, 627

See application file for complete search history.

(56) **References Cited**

U.S. PATENT DOCUMENTS

3,058,183 A * 10/1962 Hawie 24/328
4,115,906 A * 9/1978 Lavine et al. 24/72.1
D463,325 S * 9/2002 Savoia D11/200
D466,438 S * 12/2002 Buettell D11/200

7,174,607 B1 * 2/2007 Buettell 24/504
D661,461 S * 6/2012 Murray D2/627
D692,638 S * 11/2013 Herman D2/626

* cited by examiner

Primary Examiner — Ralf Seifert

(74) *Attorney, Agent, or Firm* — Ladas & Parry LLP

(57) **CLAIM**

I claim the ornamental design for a clipping apparatus, as shown and described.

DESCRIPTION

FIG. 1 is a top plan view of the clipping apparatus of my invention;

FIG. 2 is bottom plan view of the clipping apparatus;

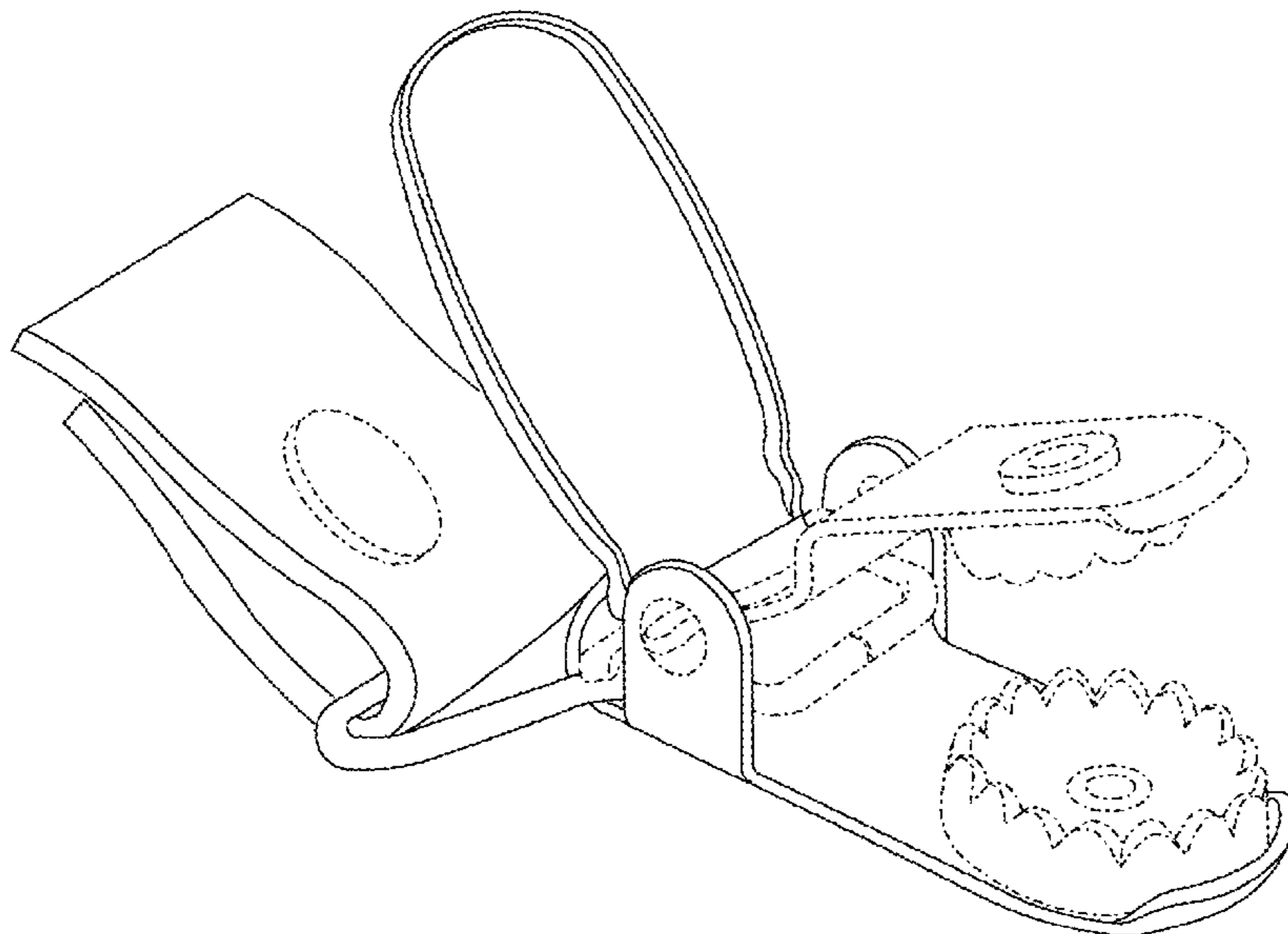
FIG. 3 is a right side view of the clipping apparatus the other side being a mirror image;

FIG. 4 is a perspective view of the clipping apparatus showing a band portion thereof in a closed position; and,

FIG. 5 is a perspective view of a portion of the clipping apparatus showing a clip portion thereof in an open position.

The clipping apparatus comprises a flat band portion, a clip portion and a connecting portion connecting the band portion to the clip portion. The band portion, which is preferably made of leather, loops through the connecting portion and has (i) a female closure part that holds a first end of the band portion in position against itself, and (ii) a male closure part that can be snapped into the female closure part to hold the band portion in a closed position (see FIG. 4). The clip portion has a top closure member, a bottom closure member and a middle closure member between them. Each of the bottom and middle closure members comprising cushion inserts with jaws that can clip on to an article when the closure members are biased to the closed position (all figures except FIG. 5).

1 Claim, 5 Drawing Sheets






FIG. 1




FIG. 2

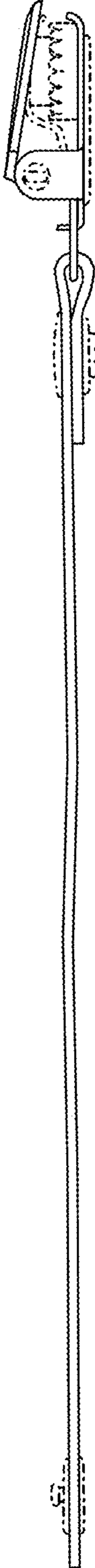


FIG. 3

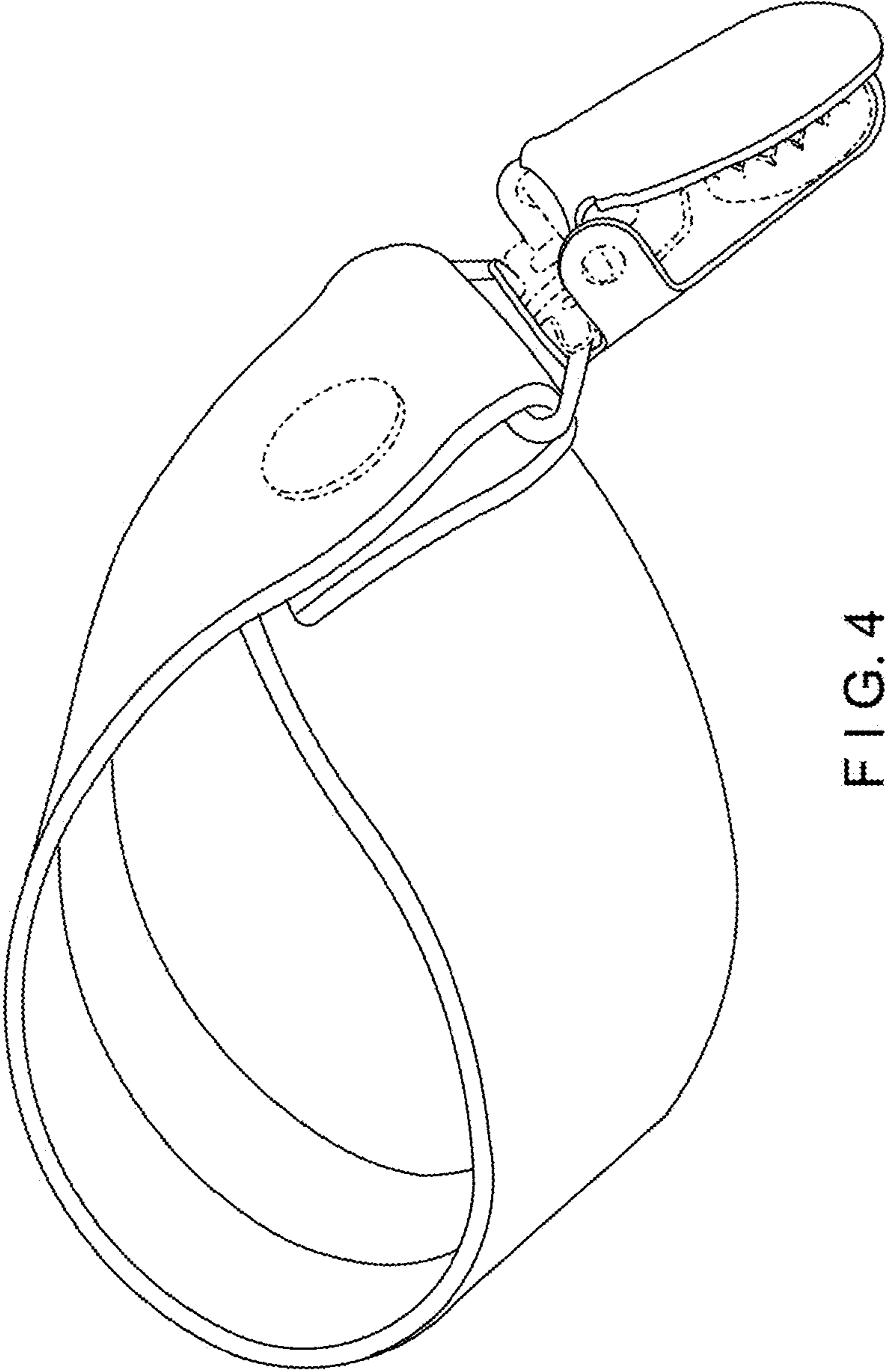


FIG. 4

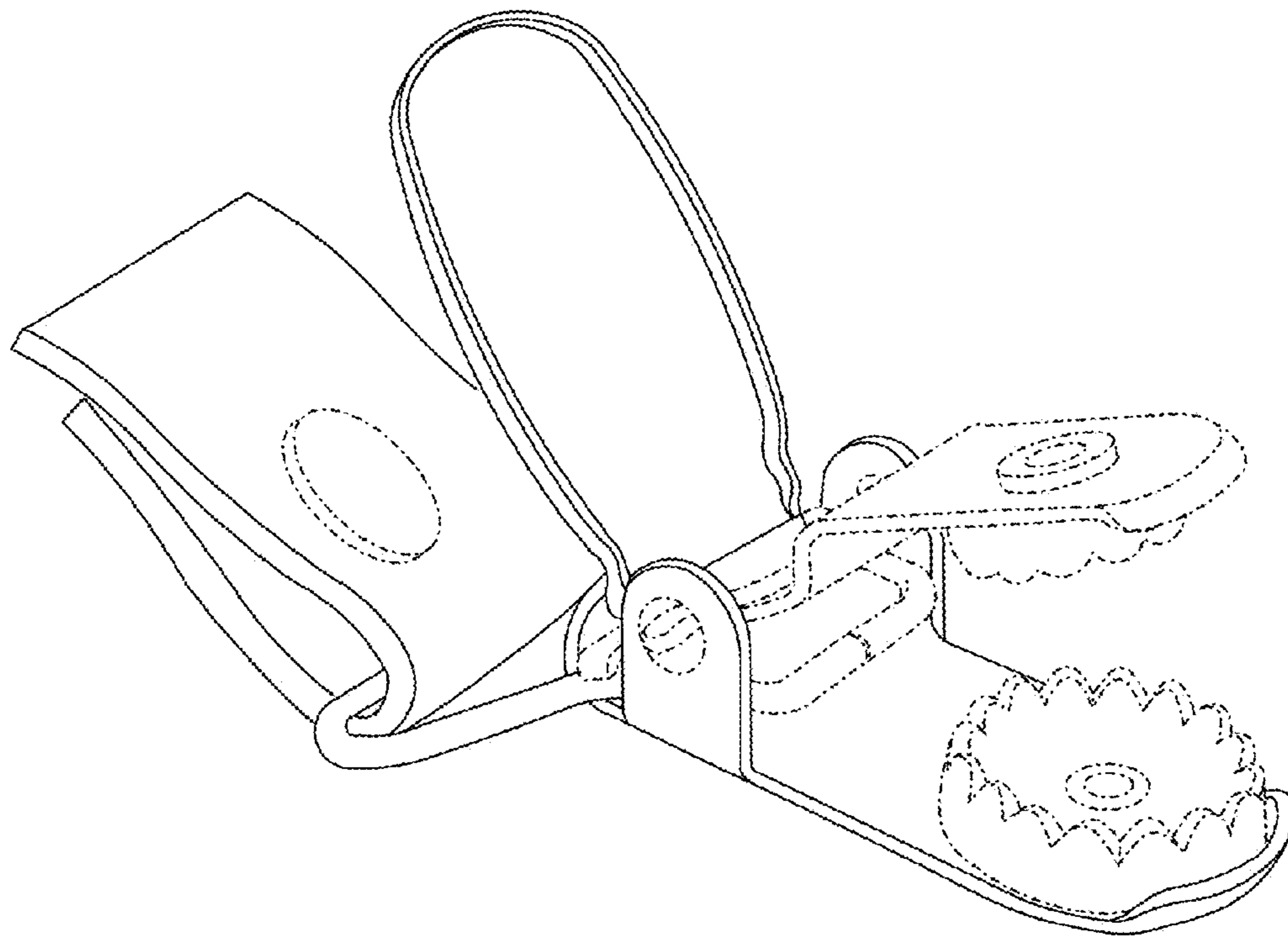


FIG. 5

UNITED STATES PATENT AND TRADEMARK OFFICE
CERTIFICATE OF CORRECTION

PATENT NO. : D708,095 S
APPLICATION NO. : 29/452320
DATED : July 1, 2014
INVENTOR(S) : Barbara Whitworth

Page 1 of 1

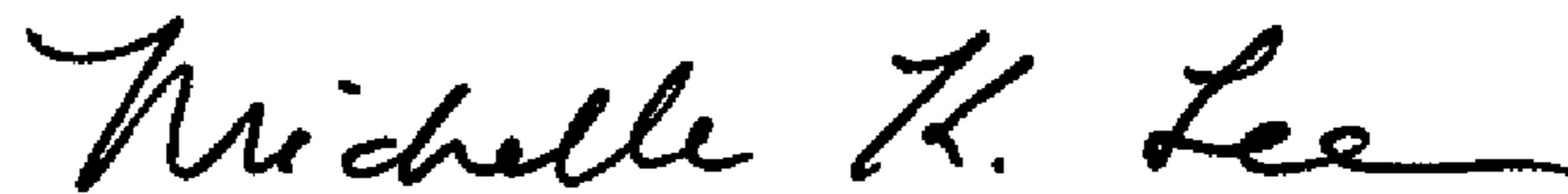
It is certified that error appears in the above-identified patent and that said Letters Patent is hereby corrected as shown below:

Title page Item (57)

In the "Description" section lines 12 – 13 delete "which is preferably made of leather,"

line 22 change "FIG. 5." to -- FIG. 5). --

Signed and Sealed this
Ninth Day of February, 2016



Michelle K. Lee
Director of the United States Patent and Trademark Office