

US00D708088S

(12) **United States Design Patent**
DeCristofaro

(10) **Patent No.:** **US D708,088 S**
(45) **Date of Patent:** **** Jul. 1, 2014**

(54) **BRACELET**

(71) Applicant: **Edward N. DeCristofaro**, Lincoln, RI
(US)

(72) Inventor: **Edward N. DeCristofaro**, Lincoln, RI
(US)

(**) Term: **14 Years**

(21) Appl. No.: **29/451,498**

(22) Filed: **Apr. 3, 2013**

(51) **LOC (10) Cl.** **11-01**

(52) **U.S. Cl.**
USPC **D11/5**

(58) **Field of Classification Search**
USPC D11/1-25; 63/1.11, 3.1, 3.2, 15,
63/15.1-15.4, 15.45, 15.5, 15.6, 15.65,
63/5.1; D28/41; 24/115 H, 116 A
See application file for complete search history.

(56) **References Cited**

U.S. PATENT DOCUMENTS

14,438 A	11/1883	Ahn	
D14,438 S *	11/1883	Ahn	D11/5
421,615 A	2/1890	Riker	
428,339 A	5/1890	Howard	
993,303 A	5/1911	Kirby	
1,019,445 A	3/1912	Feid	
1,124,518 A *	1/1915	Qvarnstrom	24/115 H
D69,012 S *	12/1925	Dalin	D11/30
2,462,425 A *	2/1949	Pratt et al.	63/3

3,187,396 A *	6/1965	Carroll	24/115 R
4,321,804 A *	3/1982	Borofsky et al.	63/3.2
4,334,413 A *	6/1982	Gaston et al.	63/3.2
D267,159 S	12/1982	Borofsky et al.	
D268,013 S *	2/1983	Stimmler	D11/27
D386,999 S *	12/1997	Kothari	D11/4
D472,177 S *	3/2003	McCullough-McPherson	D11/4
D487,709 S	3/2004	Ferlise	
D498,167 S	11/2004	Ferlise	
D539,689 S *	4/2007	Mertens	D11/3
D664,466 S *	7/2012	Rafaelian	D11/8
D669,115 S *	10/2012	Kalbach	D16/339
D669,385 S *	10/2012	Rafaelian	D11/8
D678,102 S *	3/2013	Rafaelian	D11/8
D686,520 S *	7/2013	Rafaelian	D11/5
D692,340 S *	10/2013	Mejia	D11/3

* cited by examiner

Primary Examiner — Garth Rademaker

Assistant Examiner — Melanie Pellegrini

(74) *Attorney, Agent, or Firm* — Salter & Michaelson

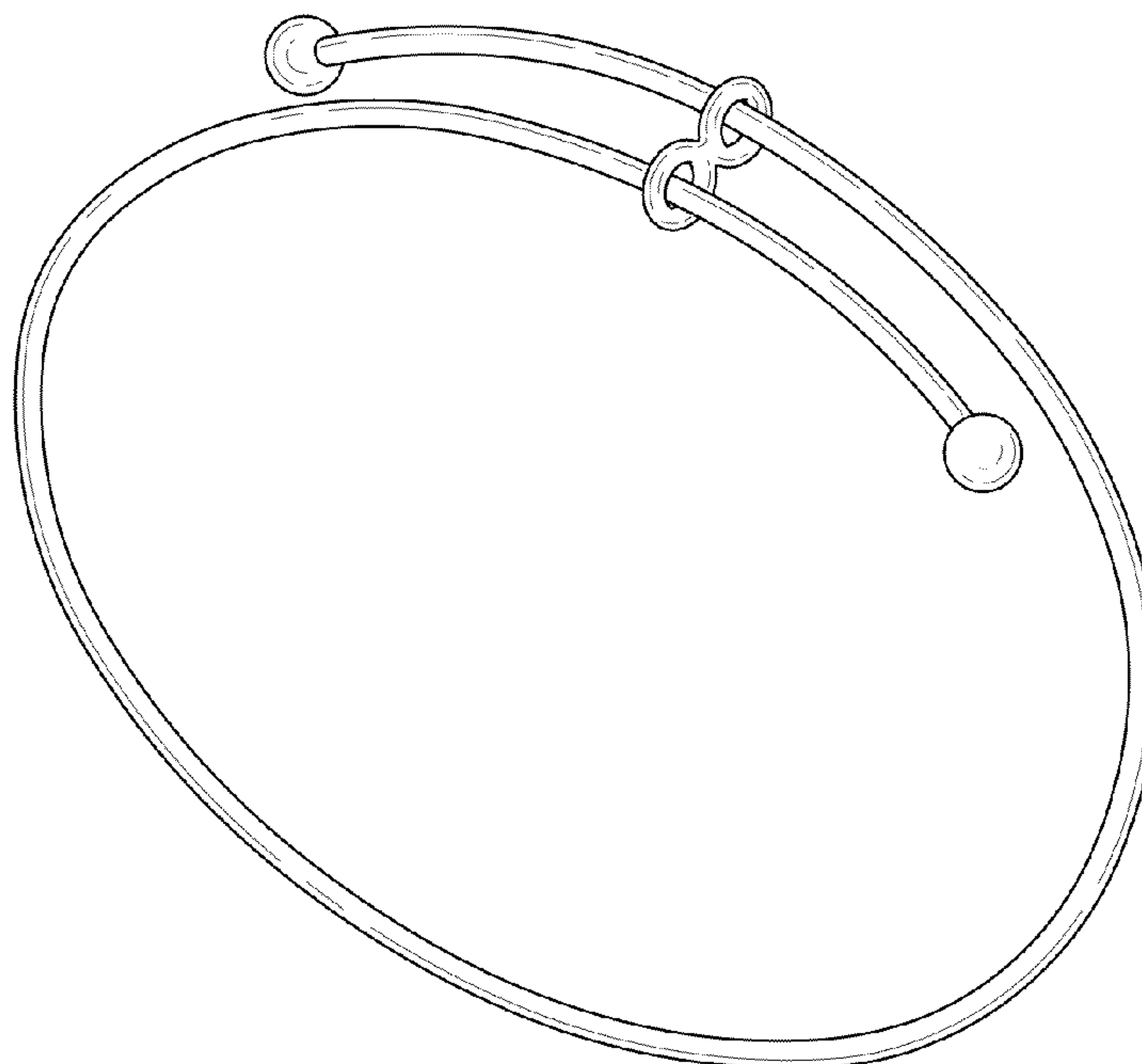
(57) **CLAIM**

The ornamental design for a bracelet, as shown.

DESCRIPTION

FIG. 1 is a perspective view of a bracelet;
FIG. 2 is a front elevational view thereof;
FIG. 3 is a rear elevational view thereof;
FIG. 4 is a top plan view thereof;
FIG. 5 is a bottom plan view thereof;
FIG. 6 is a left side elevational view thereof; and,
FIG. 7 is a right side elevational view thereof.

1 Claim, 4 Drawing Sheets



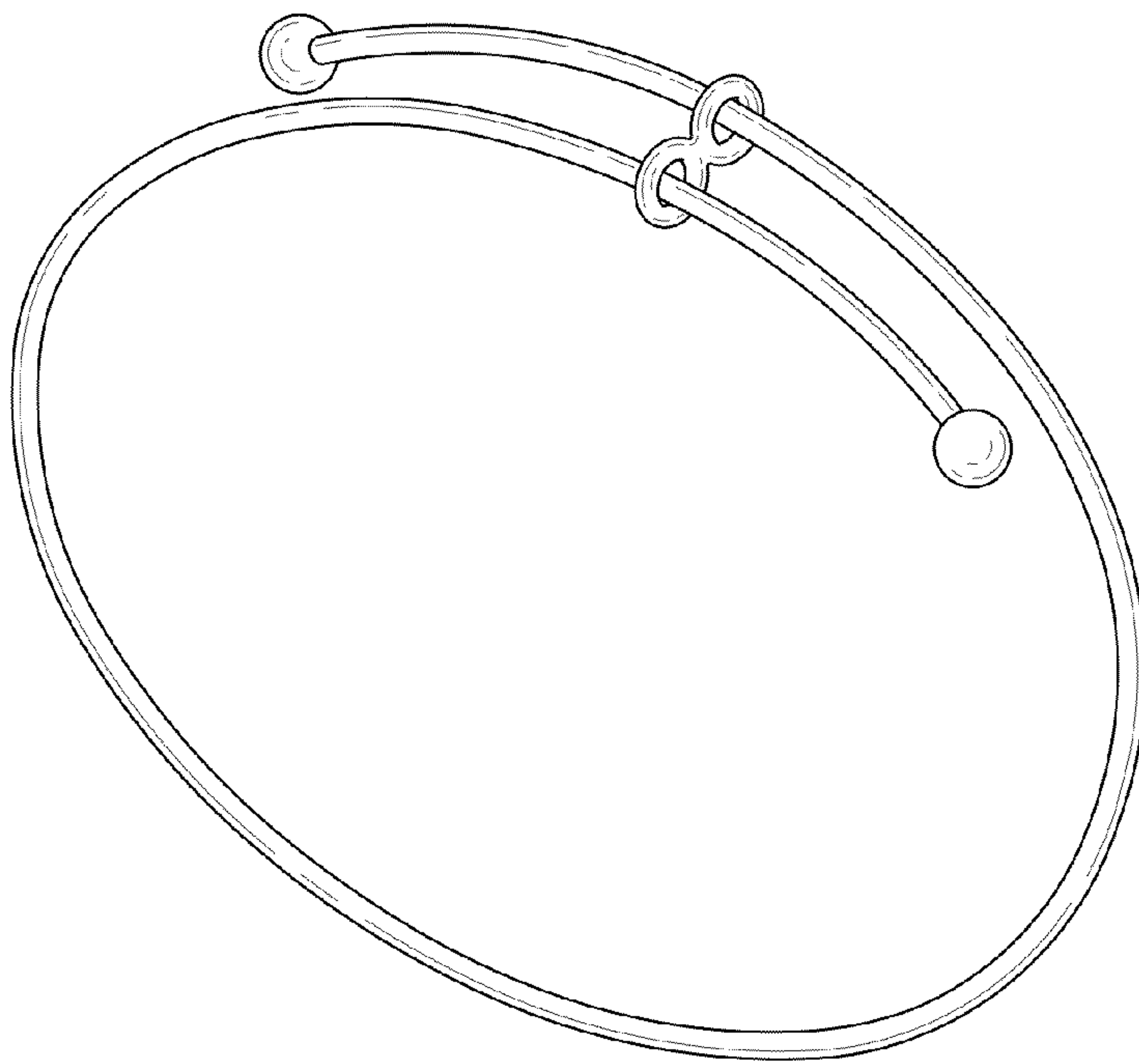


FIG. 1

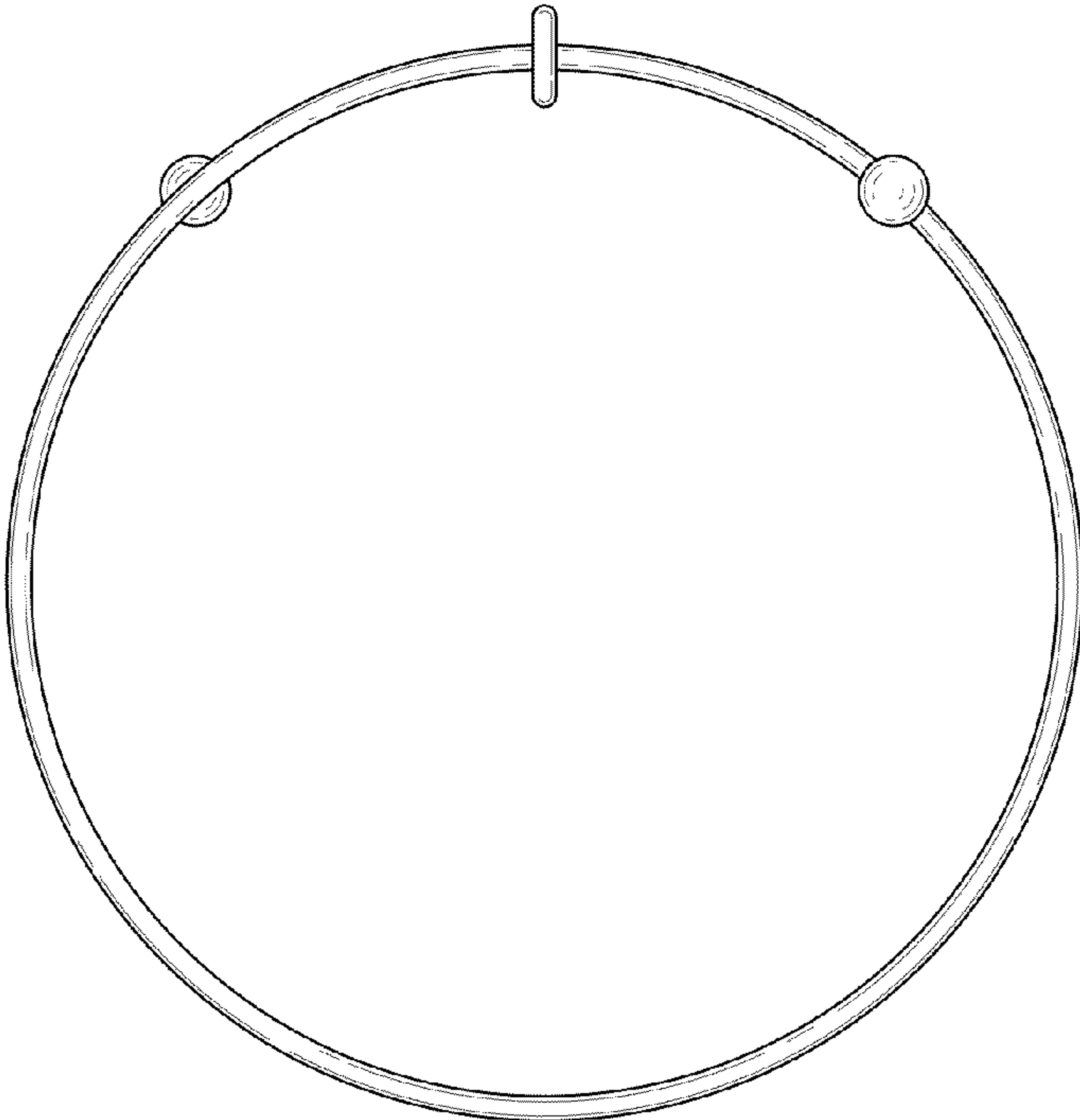


FIG. 2

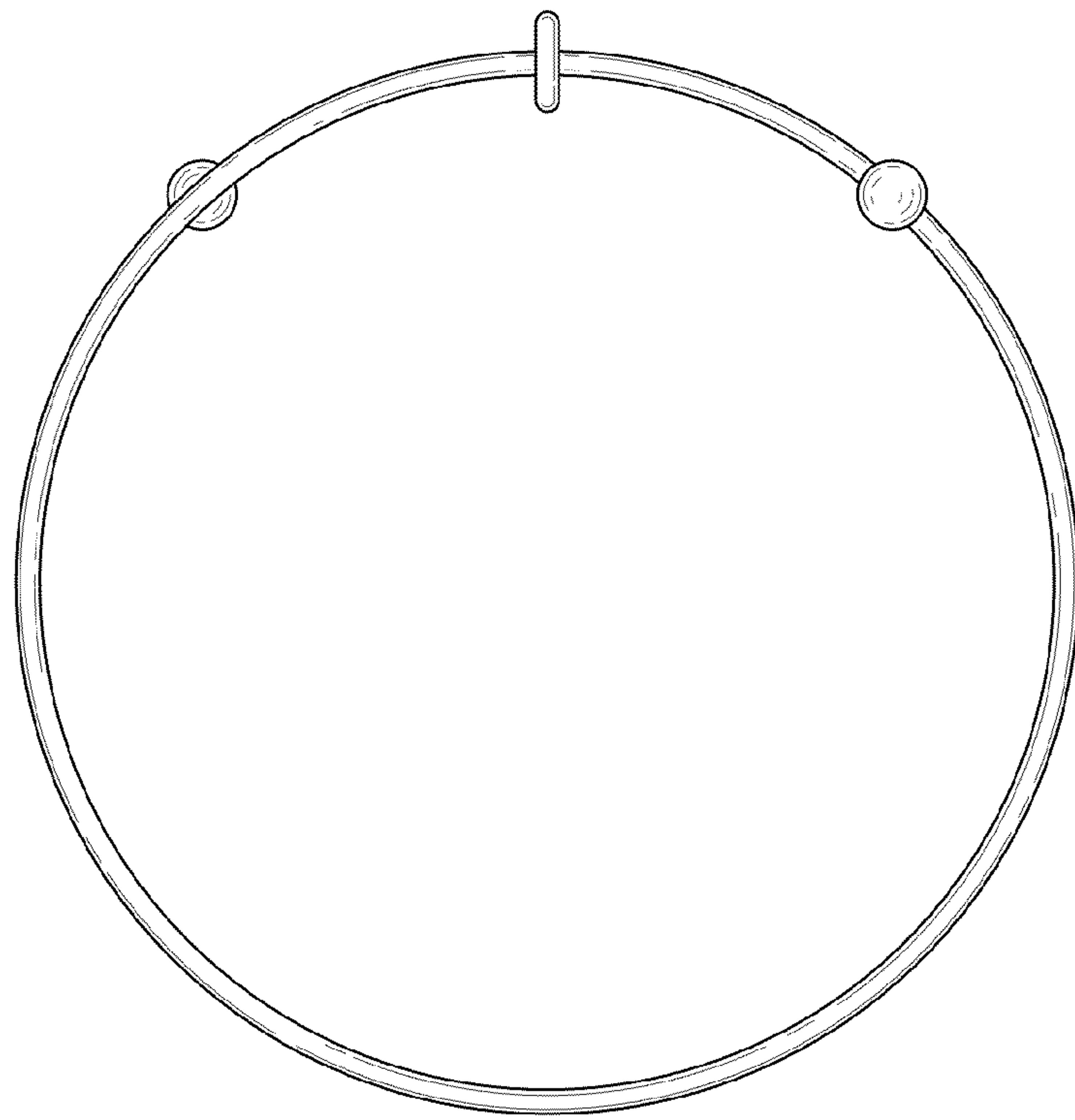


FIG. 3

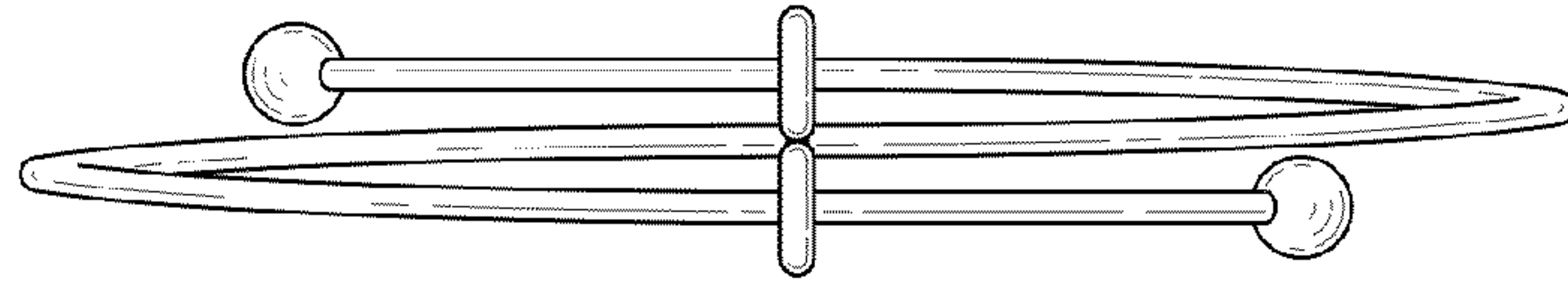


FIG. 4

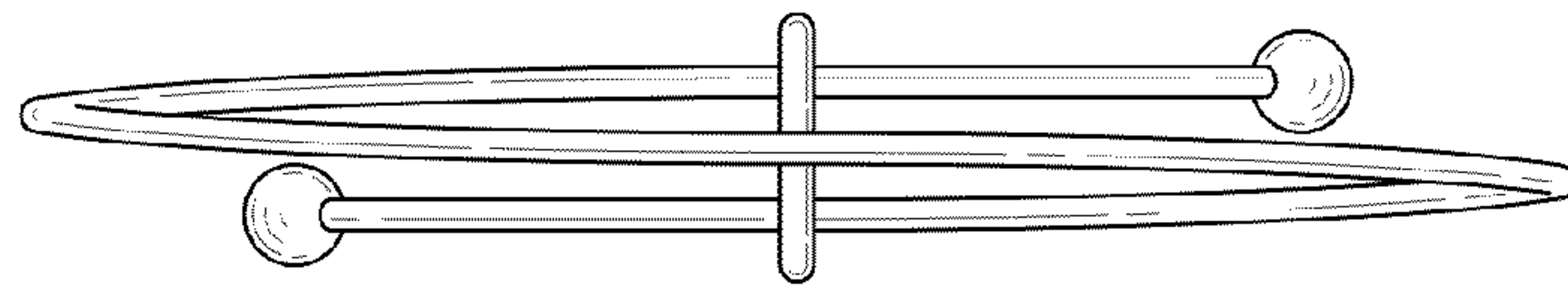


FIG. 5

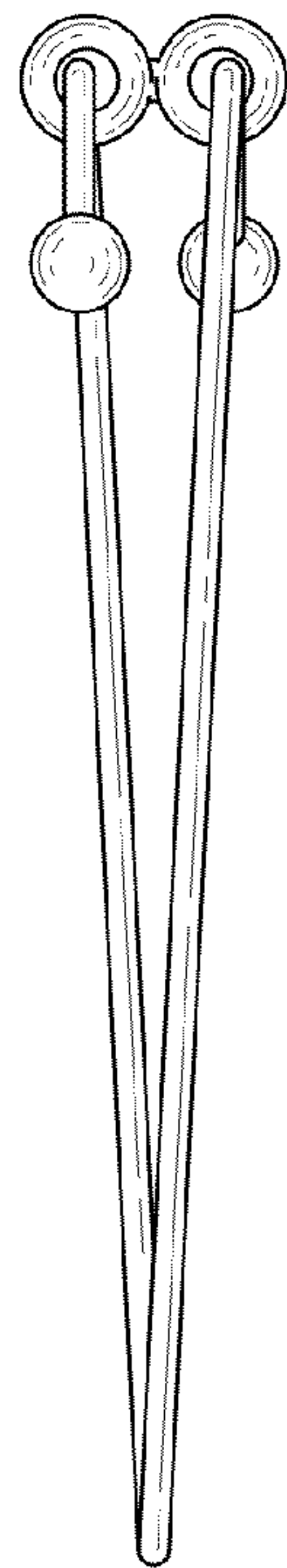


FIG. 6

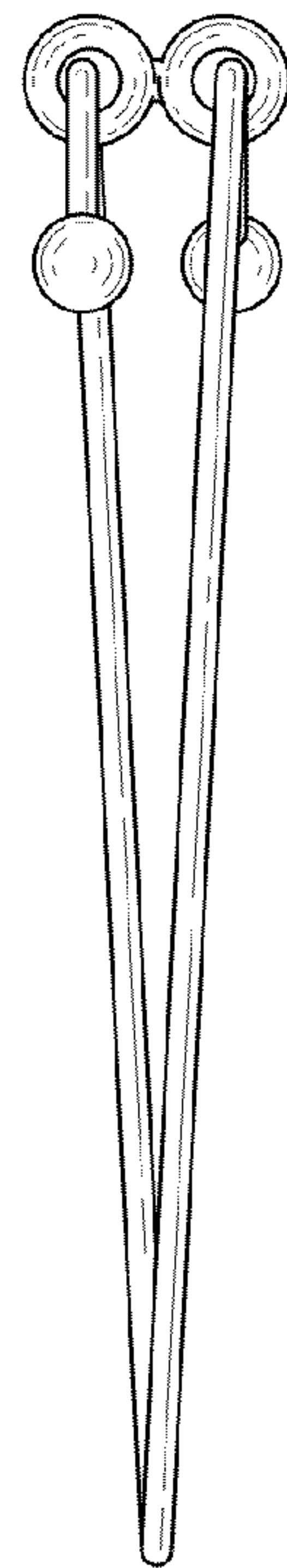


FIG. 7