



US00D708076S

(12) **United States Design Patent**  
**Monachon**

(10) **Patent No.:** **US D708,076 S**

(45) **Date of Patent:** **\*\* Jul. 1, 2014**

(54) **WATCH**

(71) Applicant: **Omega SA (Omega AG) (Omega Ltd.)**,  
Biel/Bienne (CH)

(72) Inventor: **Jean-Claude Monachon**, Bevaix (CH)

(73) Assignee: **Omega Ltd.**, Biel/Bienne (CH)

(\*\*) Term: **14 Years**

(21) Appl. No.: **29/476,761**

(22) Filed: **Dec. 17, 2013**

(30) **Foreign Application Priority Data**

Jun. 17, 2013 (WO) ..... DM/081087

(51) **LOC (10) Cl.** ..... **10-02**

(52) **U.S. Cl.**  
USPC ..... **D10/39**

(58) **Field of Classification Search**  
USPC ..... D10/30-39, 122-132; 368/276, 281,  
368/282, 285, 223, 228, 232, 80  
See application file for complete search history.

(56) **References Cited**

**U.S. PATENT DOCUMENTS**

D278,605 S *	4/1985	Didisheim	.....	D10/39
D278,686 S *	5/1985	Mathez	.....	D10/39
D284,745 S *	7/1986	Minkowitz	.....	D10/38
D301,986 S *	7/1989	Hysek	.....	D10/32
D323,996 S *	2/1992	Nakazawa	.....	D10/39
D338,838 S *	8/1993	Byrne	.....	D10/39
D340,872 S *	11/1993	Schwarz	.....	D10/39
5,379,281 A *	1/1995	Koch	.....	368/72

D355,613 S *	2/1995	Takani et al.	.....	D10/39
D362,394 S *	9/1995	Nanayakkara	.....	D10/31
D451,405 S *	12/2001	Yoshikawa et al.	.....	D10/30
D474,118 S *	5/2003	Monachon	.....	D10/32
D476,905 S *	7/2003	El Kadiri	.....	D10/30
D502,412 S *	3/2005	Monachon	.....	D10/39
D523,357 S *	6/2006	Kummer	.....	D10/38
D568,176 S *	5/2008	Monachon	.....	D10/32
D614,512 S *	4/2010	Monachon	.....	D10/32
D619,486 S *	7/2010	Cerrato	.....	D10/126
D681,482 S *	5/2013	Ramos, Jr.	.....	D10/38
D684,485 S *	6/2013	Padron	.....	D10/39
D691,493 S *	10/2013	Duport	.....	D10/32

**OTHER PUBLICATIONS**

U.S. Appl. No. 29/476,762, filed Dec. 17, 2013 for DIAL, inventor Jean-Claude Monachon.

\* cited by examiner

*Primary Examiner* — Lucy Lieberman

(74) *Attorney, Agent, or Firm* — Donald J. Ranft; Collen IP

(57) **CLAIM**

The ornamental design for a watch, as shown.

**DESCRIPTION**

FIG. 1 is a front right perspective view of a watch showing my new design;

FIG. 2 is a front view thereof;

FIG. 3 is a rear view thereof;

FIG. 4 is a left side view thereof;

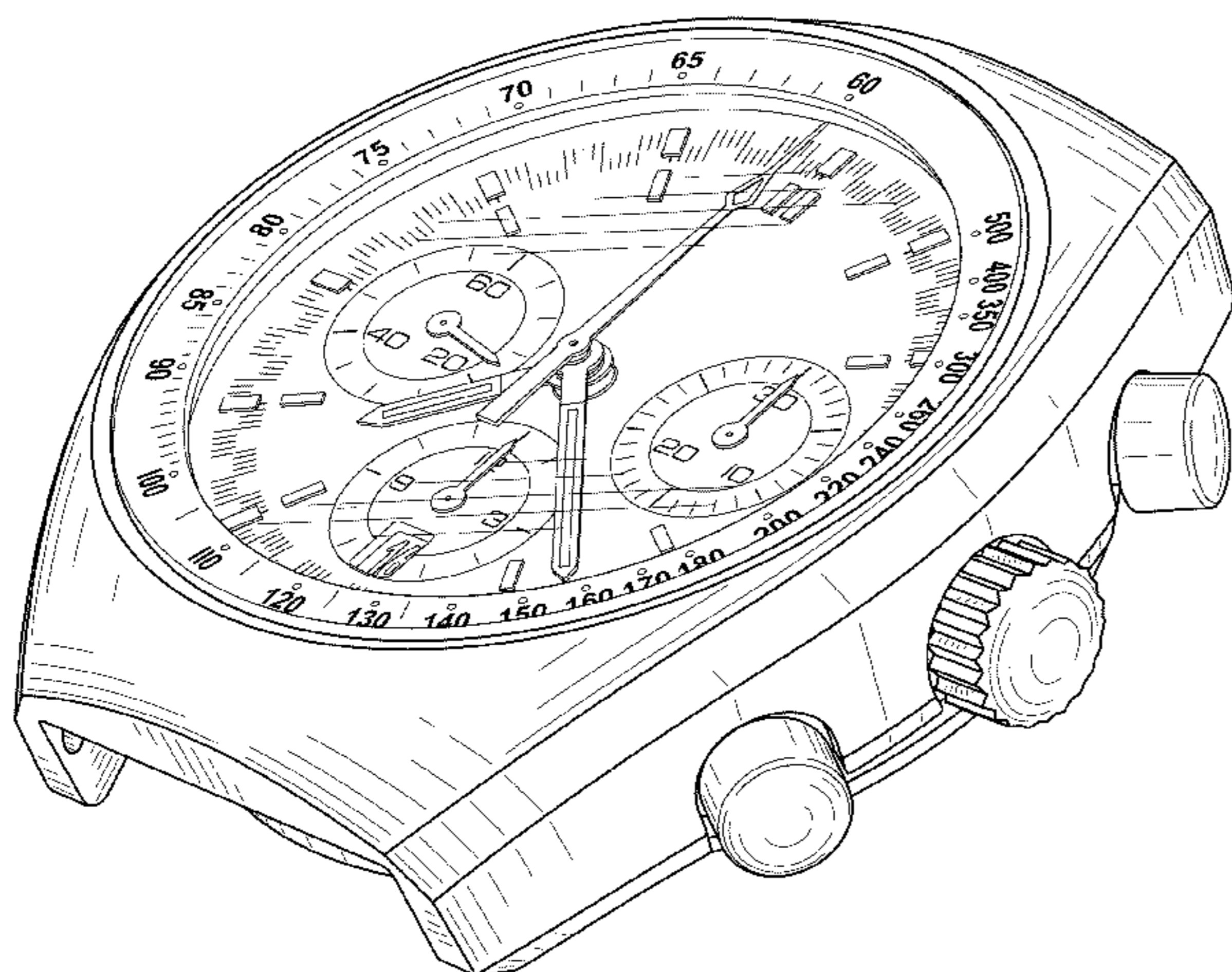
FIG. 5 is a right side view thereof;

FIG. 6 is a top view thereof;

FIG. 7 is a bottom view thereof; and,

FIG. 8 is a rear right perspective view thereof.

**1 Claim, 6 Drawing Sheets**



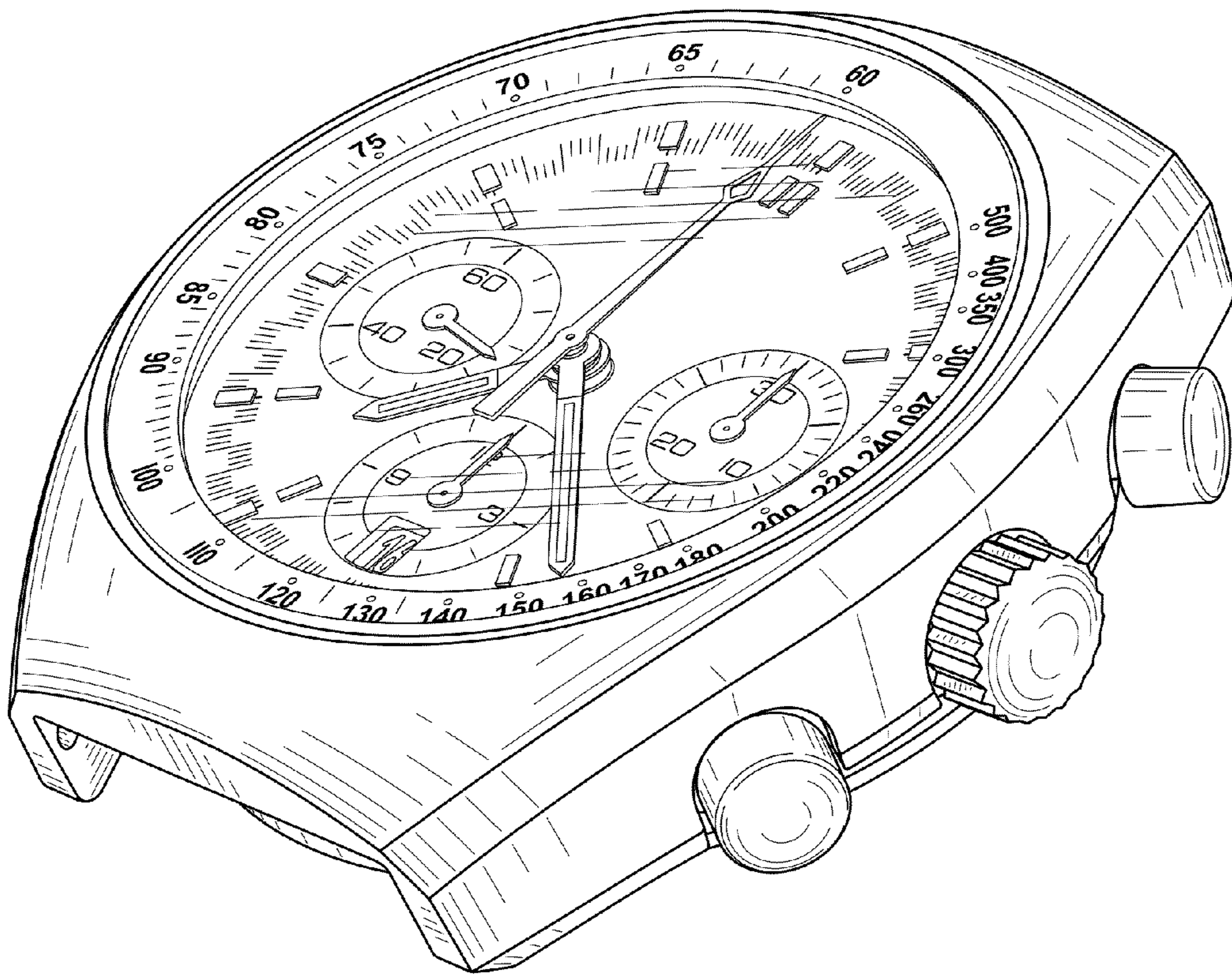


FIG. 1



FIG. 2




FIG. 3

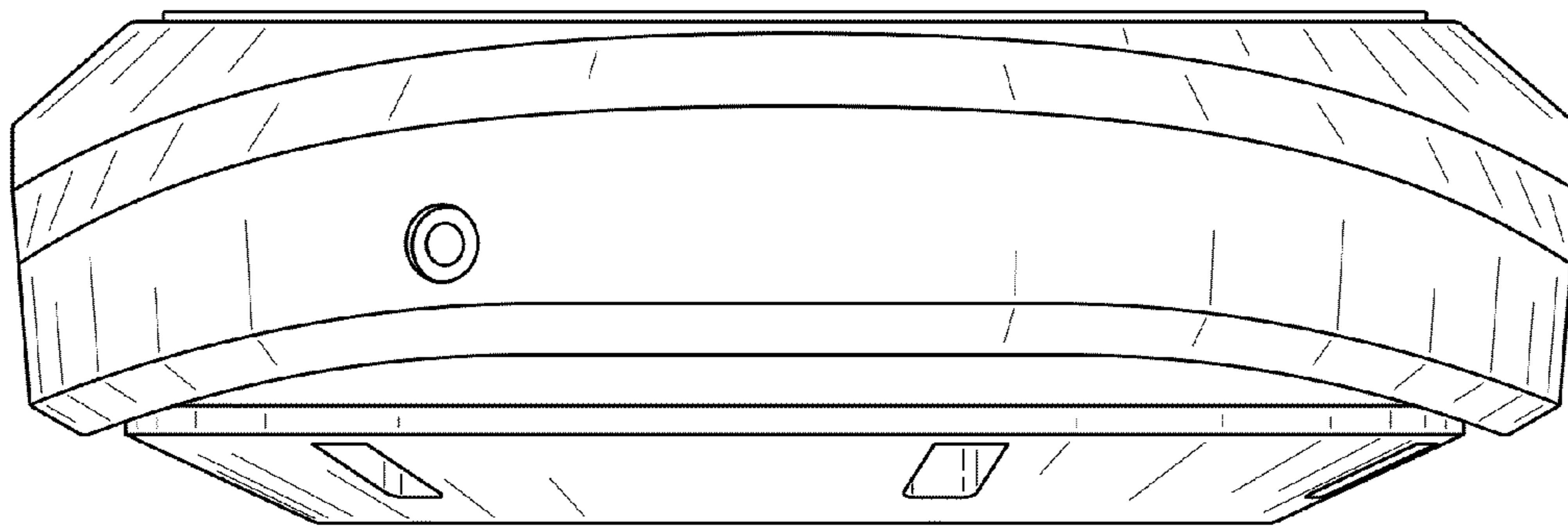


FIG. 4

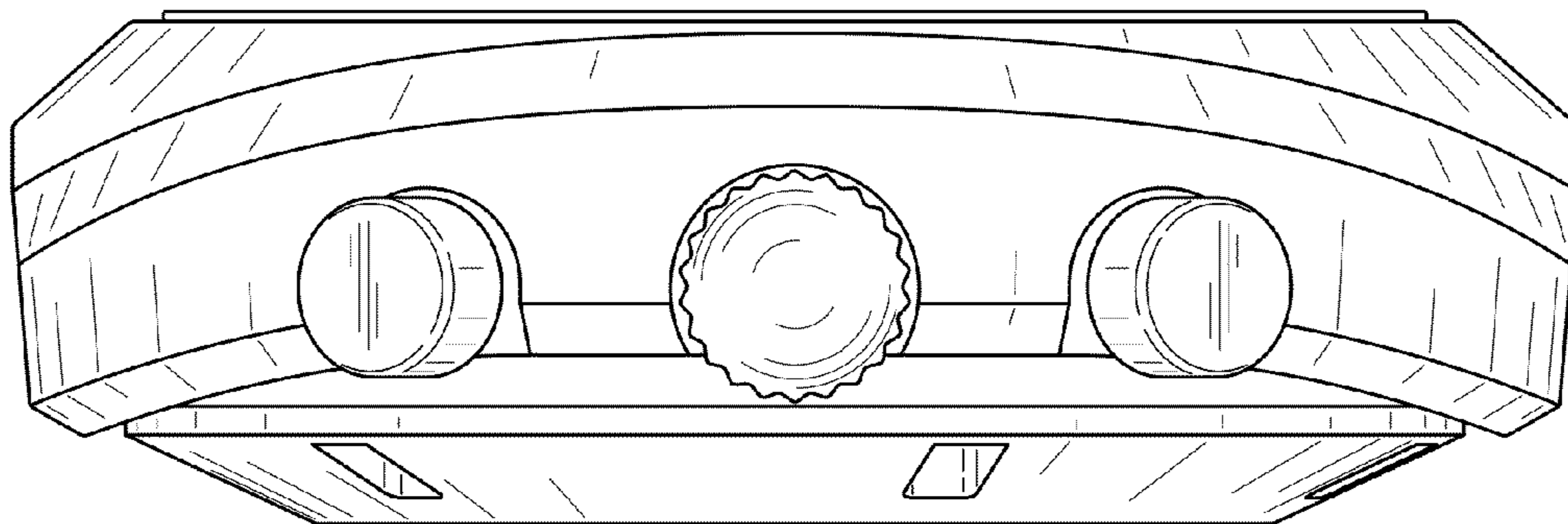


FIG. 5

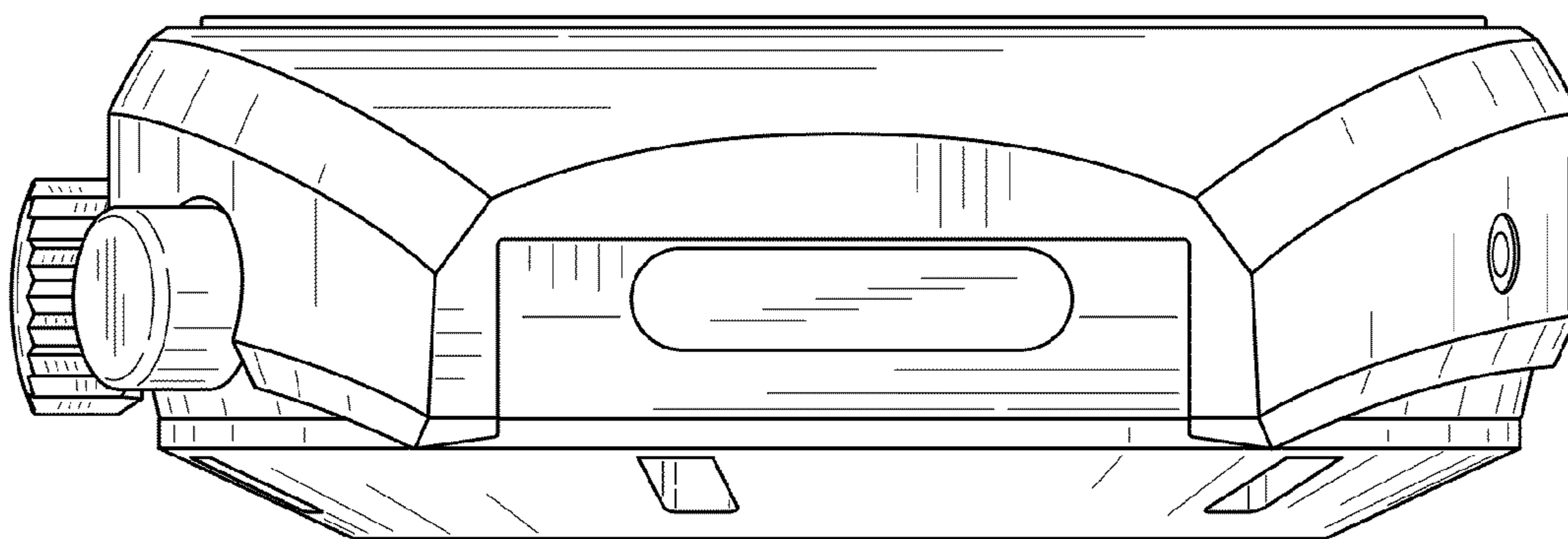


FIG. 6

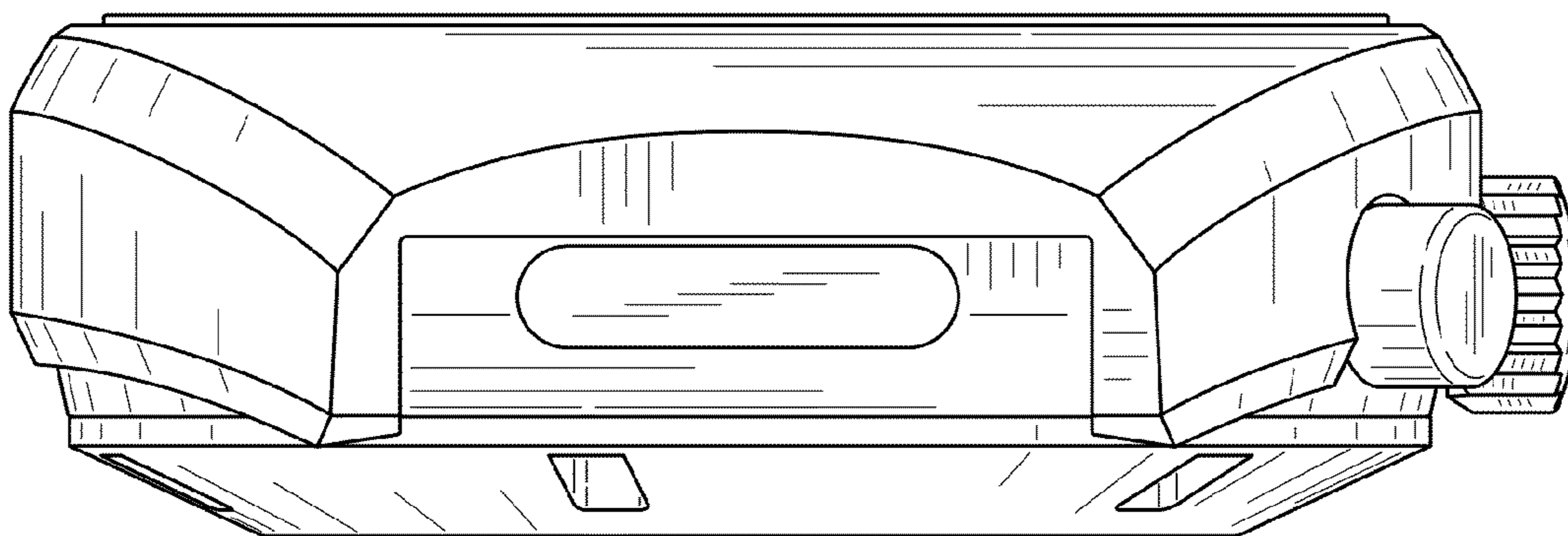


FIG. 7

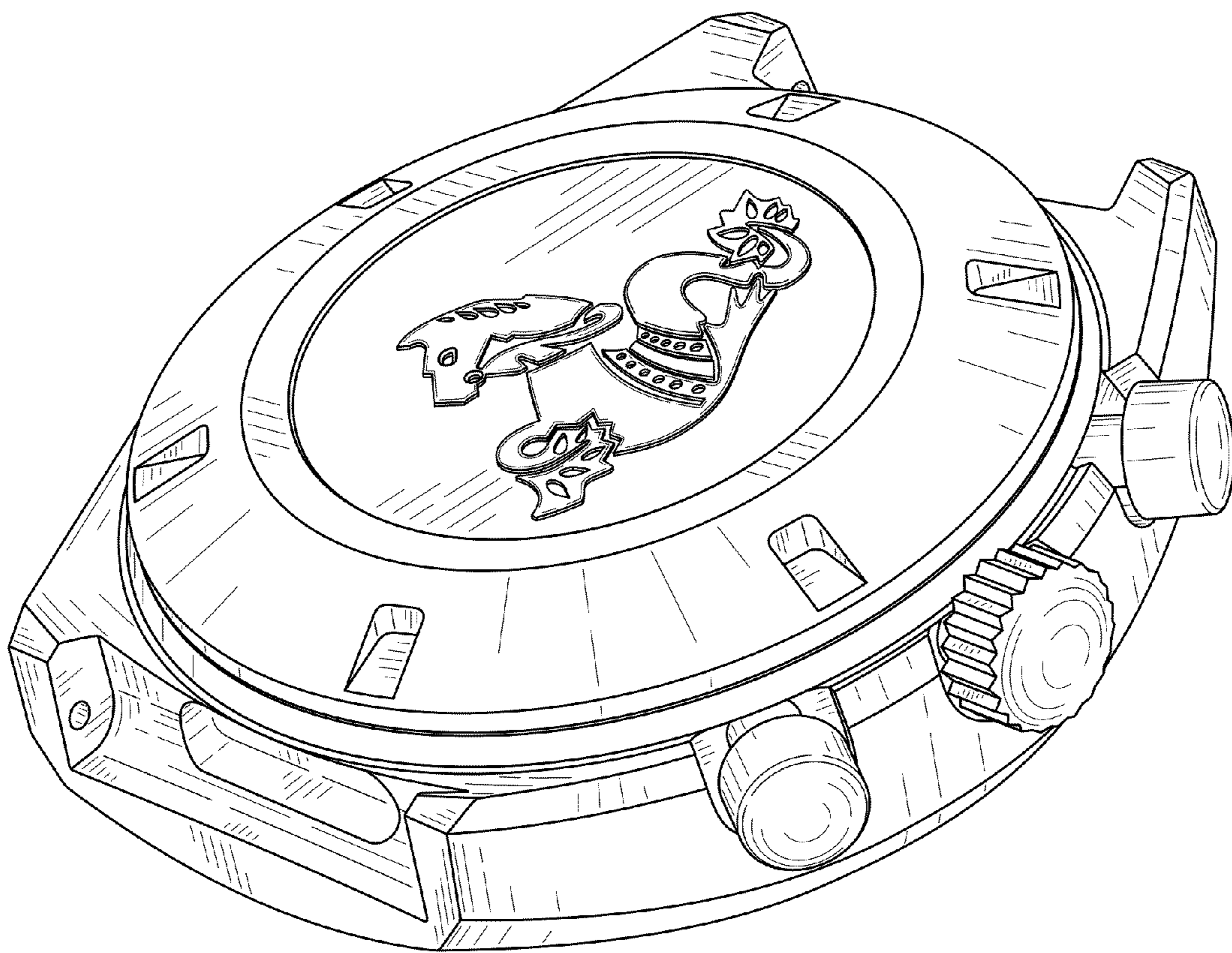


FIG. 8