



US00D708075S

(12) **United States Design Patent**
Mille

(10) **Patent No.:** **US D708,075 S**
(45) **Date of Patent:** **** Jul. 1, 2014**

- (54) **WATCH**
- (71) Applicant: **Turlen Holding SA**, Soyhieres (CH)
- (72) Inventor: **Richard Mille**, Moulins (FR)
- (73) Assignee: **Turlen Holding SA**, Soyhieres (CH)
- (**) Term: **14 Years**
- (21) Appl. No.: **29/473,623**
- (22) Filed: **Nov. 25, 2013**

D530,628 S *	10/2006	Raffy	D10/32
D568,180 S *	5/2008	Laucella	D10/39
D570,230 S *	6/2008	Monachon	D10/32
D570,231 S *	6/2008	Actis-Datta	D10/38
D573,488 S *	7/2008	Sanz	D10/39
D579,793 S *	11/2008	Hayek	D10/39
D607,346 S *	1/2010	Bove et al.	D10/38
D618,565 S *	6/2010	Dolce et al.	D10/38
D637,092 S *	5/2011	Mille	D10/32
D646,589 S *	10/2011	Mille	D10/39
D648,639 S *	11/2011	Mille	D10/39
8,328,413 B2 *	12/2012	Lechot et al.	368/124
D678,082 S *	3/2013	Mille	D10/39
D691,902 S *	10/2013	Mille	D10/39
D693,245 S *	11/2013	Mille	D10/39

- (30) **Foreign Application Priority Data**
Aug. 23, 2013 (WO) DM/081 618
- (51) **LOC (10) Cl.** **10-02**
- (52) **U.S. Cl.**
USPC **D10/39**
- (58) **Field of Classification Search**
USPC D10/30-39, 122-132; 368/276, 281,
368/282, 285, 223, 228, 232, 80, 10, 11, 14,
368/294, 295
See application file for complete search history.

* cited by examiner

Primary Examiner — Lucy Lieberman
(74) *Attorney, Agent, or Firm* — Donald J. Ranft; Collen IP

- (56) **References Cited**
U.S. PATENT DOCUMENTS
340,854 A * 4/1886 Bingham 368/124
3,475,902 A * 11/1969 Wessel 368/10
3,740,944 A * 6/1973 Chopard 368/281
3,901,023 A * 8/1975 Uebelhardt 368/281
5,550,794 A * 8/1996 Born et al. 368/11
D438,473 S * 3/2001 Dumas D10/39
D505,342 S * 5/2005 Hayek D10/39

(57) **CLAIM**
The ornamental design for a watch, as shown.

DESCRIPTION

FIG. 1 is a front right perspective view of a watch showing my new design;
FIG. 2 is a front left perspective view thereof;
FIG. 3 is a rear right perspective view thereof;
FIG. 4 is a rear left perspective view thereof;
FIG. 5 is a right side view thereof;
FIG. 6 is a left side view thereof;
FIG. 7 is a bottom view thereof;
FIG. 8 is a top view thereof;
FIG. 9 is a front view thereof; and,
FIG. 10 is a rear view thereof.

1 Claim, 10 Drawing Sheets






FIG. 1

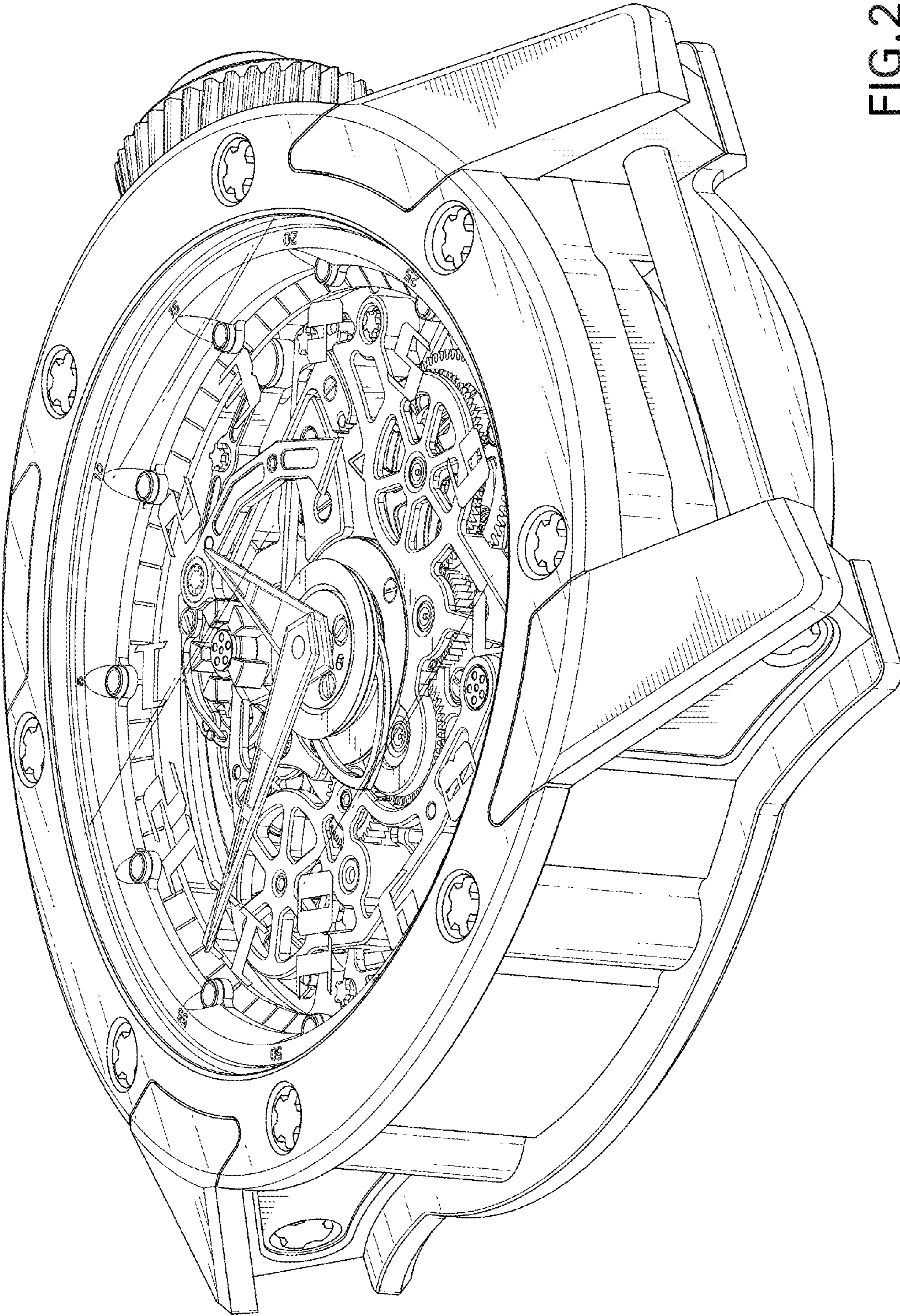


FIG. 2




FIG.3




FIG. 4

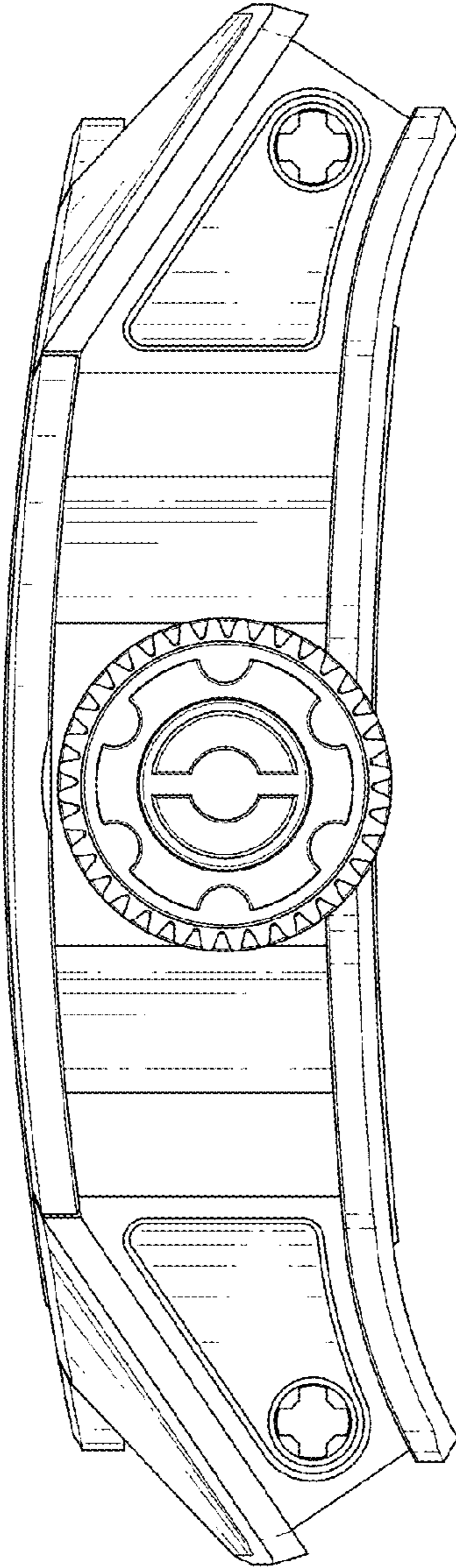


FIG. 5

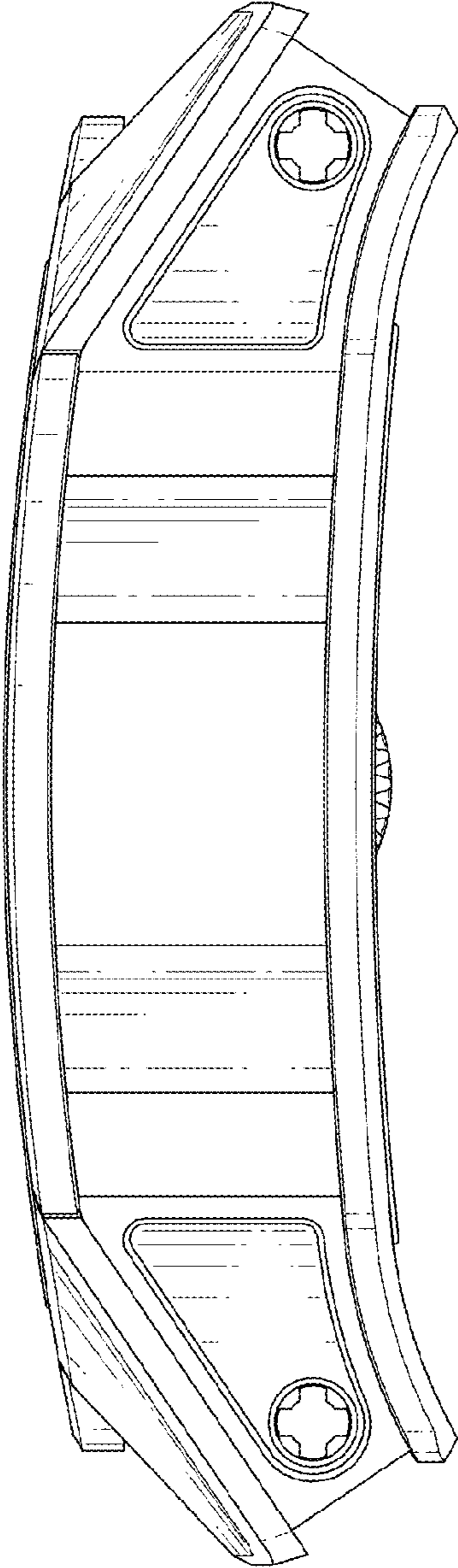


FIG. 6

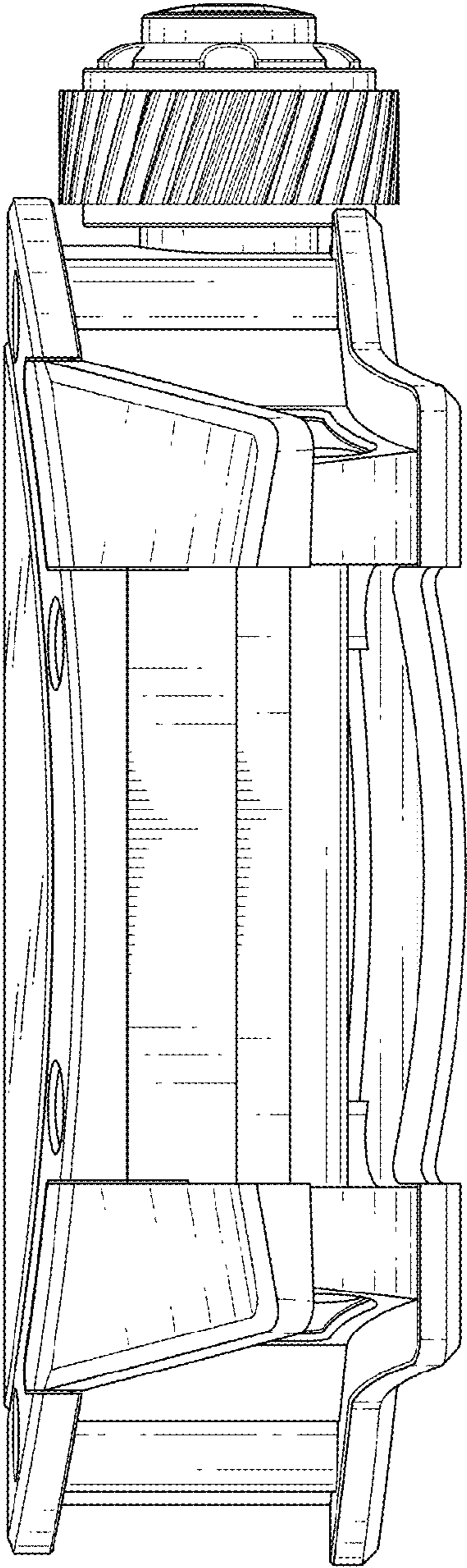


FIG. 7

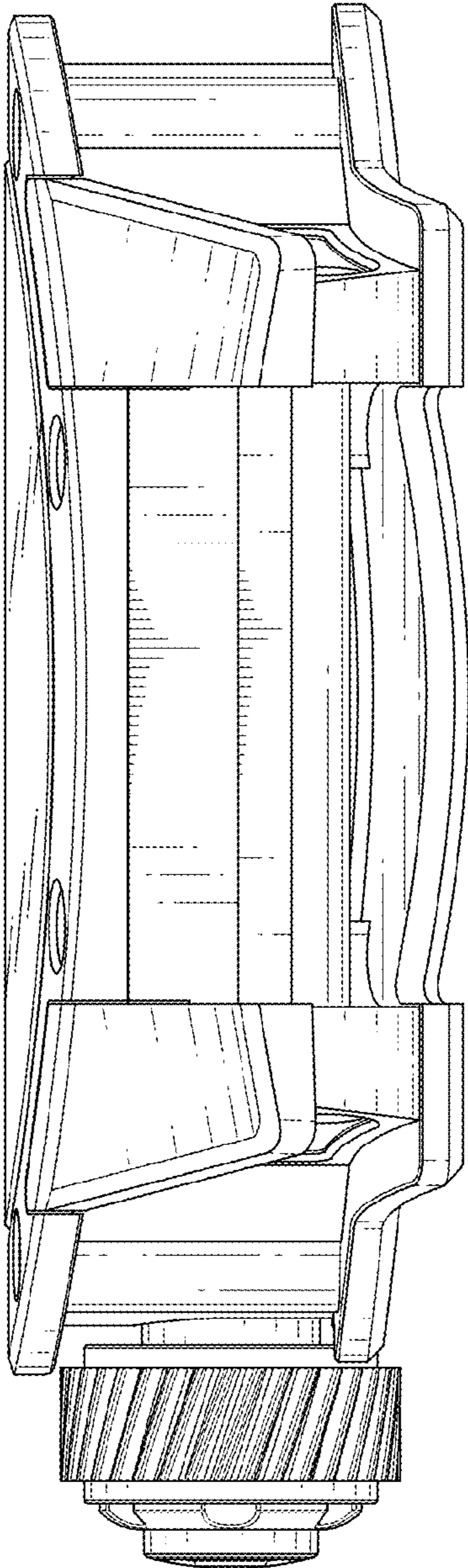


FIG. 8



FIG. 9



FIG.10