



US00D708068S

(12) **United States Design Patent**  
**McElroy**

(10) **Patent No.:** **US D708,068 S**  
(45) **Date of Patent:** **\*\* Jul. 1, 2014**

(54) **PACKAGE FOR A PAIR OF GOLF BALLS**

(71) Applicant: **Jim McElroy**, Derry, NH (US)

(72) Inventor: **Jim McElroy**, Derry, NH (US)

(\*\*) Term: **14 Years**

(21) Appl. No.: **29/447,152**

(22) Filed: **Feb. 28, 2013**

(51) **LOC (10) Cl.** ..... **09-01**

(52) **U.S. Cl.**  
USPC ..... **D9/624**; D9/432; D9/631

(58) **Field of Classification Search**  
USPC ..... D3/270-271.3; D9/600, 614, 621, 624,  
D9/627, 631, 668, 414, 415, 418, 430-433,  
D9/719-722; 206/457, 527; 215/400;  
220/890; 229/116.1-116.2;  
D7/514-520, 613, 619.2, 623, 628  
See application file for complete search history.

(56) **References Cited**

**U.S. PATENT DOCUMENTS**

D65,513 S	9/1924	Allison	
D155,389 S	10/1949	Cohen	
3,837,476 A *	9/1974	Schwartz	206/45.24
D242,022 S *	10/1976	Bish	D9/432
D257,227 S *	10/1980	Youngberg	D9/668
D260,488 S *	9/1981	Kinneary	D9/668
D309,416 S *	7/1990	Britz	D9/432
D335,255 S *	5/1993	Carrillo	D9/720
D374,175 S	10/1996	Tesar	
D410,511 S	6/1999	Stahl	

D418,893 S	1/2000	Peng	
D424,143 S	5/2000	Stahl	
D449,982 S *	11/2001	Ferris	D9/719
D450,798 S	11/2001	Russo	
D456,245 S *	4/2002	Ferris	D9/719
D478,947 S	8/2003	Lu	
D501,900 S	2/2005	Gammon, Jr.	
D537,356 S	2/2007	Scherer	
D561,601 S *	2/2008	MacKinnon	D9/624
D576,033 S *	9/2008	Apple	D9/621
D585,759 S	2/2009	Lindsay	
D608,653 S *	1/2010	MacGillivray	D9/621
D662,812 S *	7/2012	Kurita et al.	D9/415

\* cited by examiner

*Primary Examiner* — Sandra Morris

(74) *Attorney, Agent, or Firm* — QuickPatents; Kevin Prince

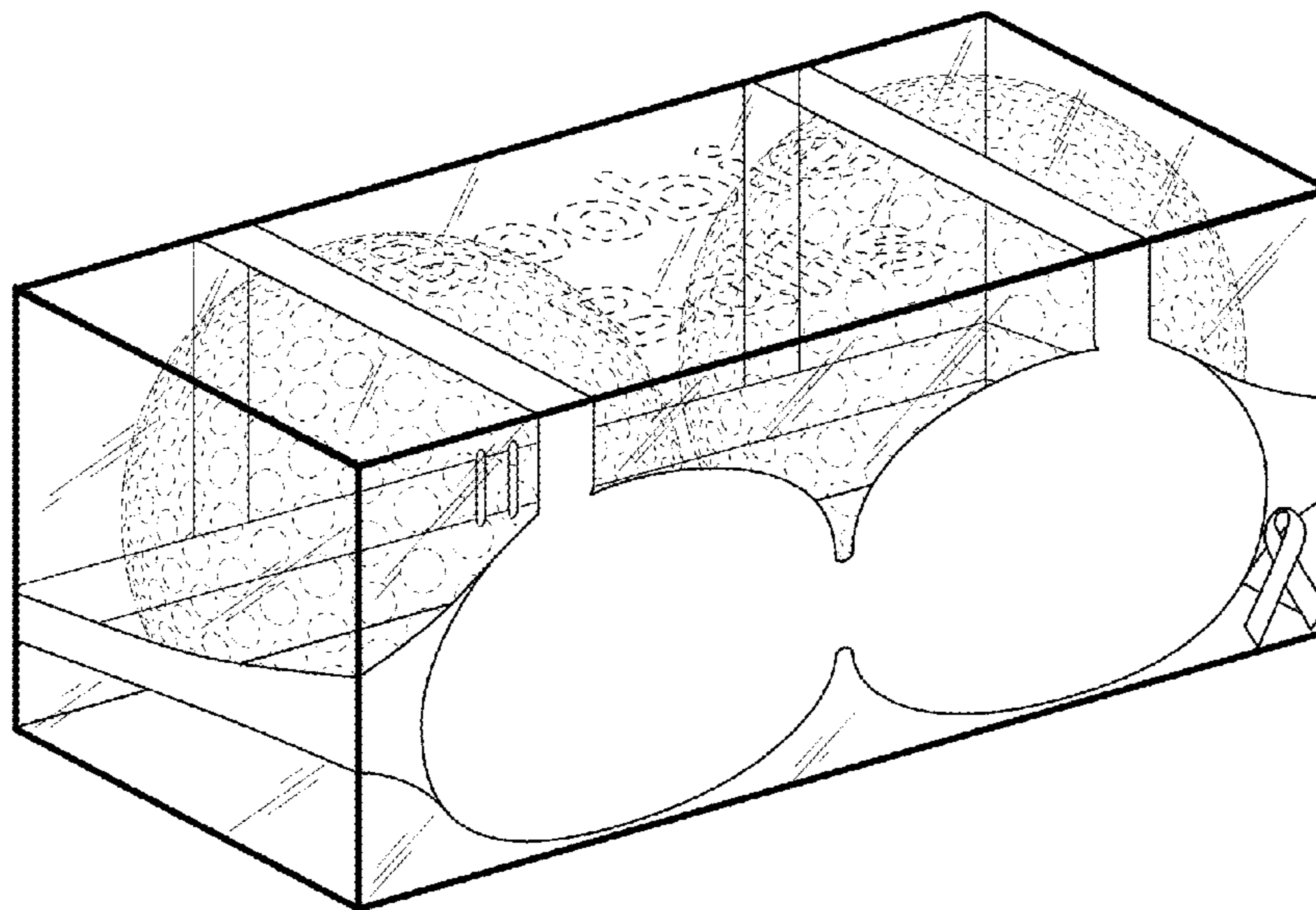
(57) **CLAIM**

I claim the ornamental design for a package for a pair of golf balls, as shown and described.

**DESCRIPTION**

FIG. 1 is a perspective view of a package for a pair of golf balls, showing my new design;  
FIG. 2 is a front elevational view thereof;  
FIG. 3 is a rear elevational view thereof;  
FIG. 4 is a right-side elevational view thereof;  
FIG. 5 is a left-side elevational view thereof;  
FIG. 6 is a top plan view thereof; and,  
FIG. 7 is a bottom plan view thereof.  
The broken lines showing a pair of golf balls in FIG. 1 and text in FIGS. 1 and 6 depict environmental matter and form no part of the claimed design.

**1 Claim, 3 Drawing Sheets**



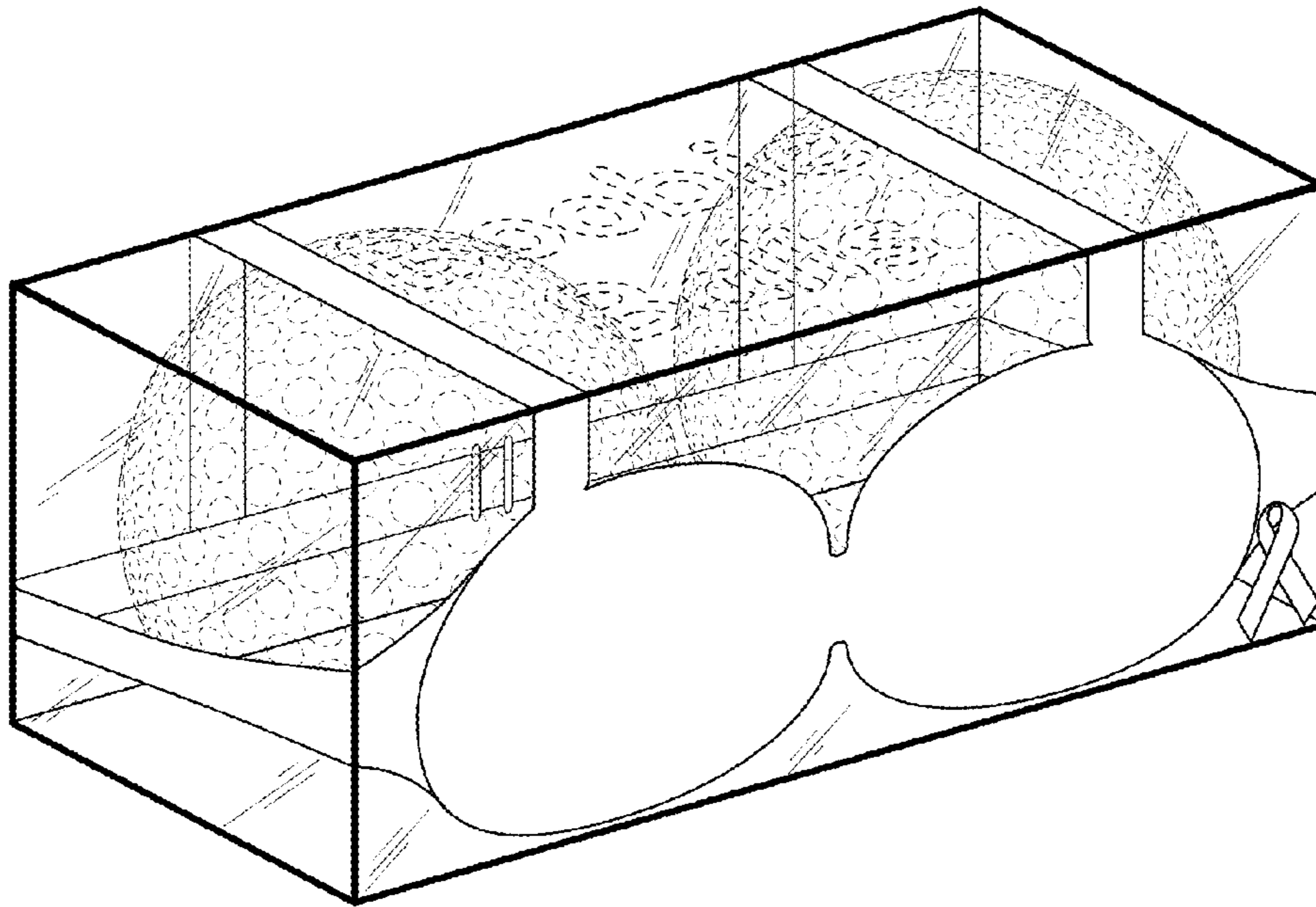


FIG. 1

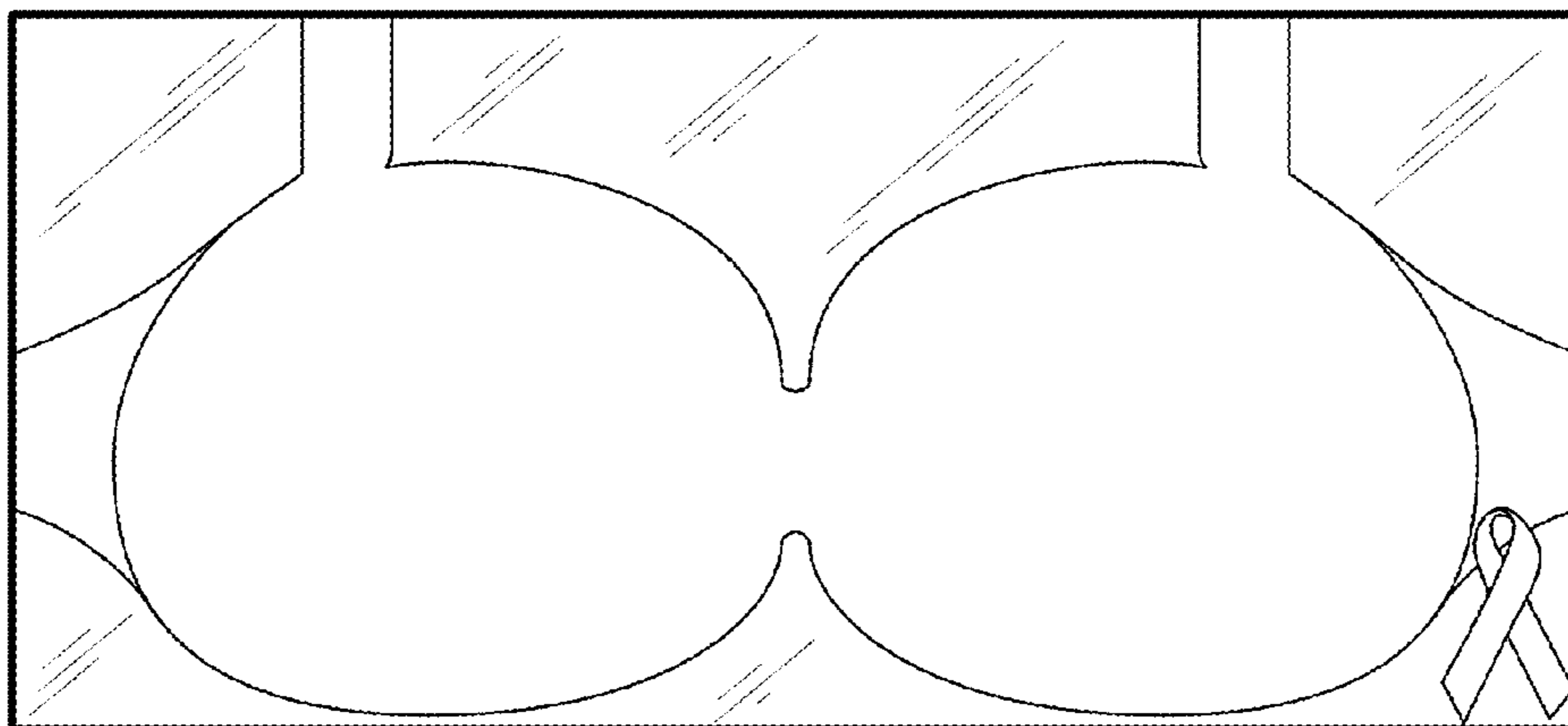


FIG. 2

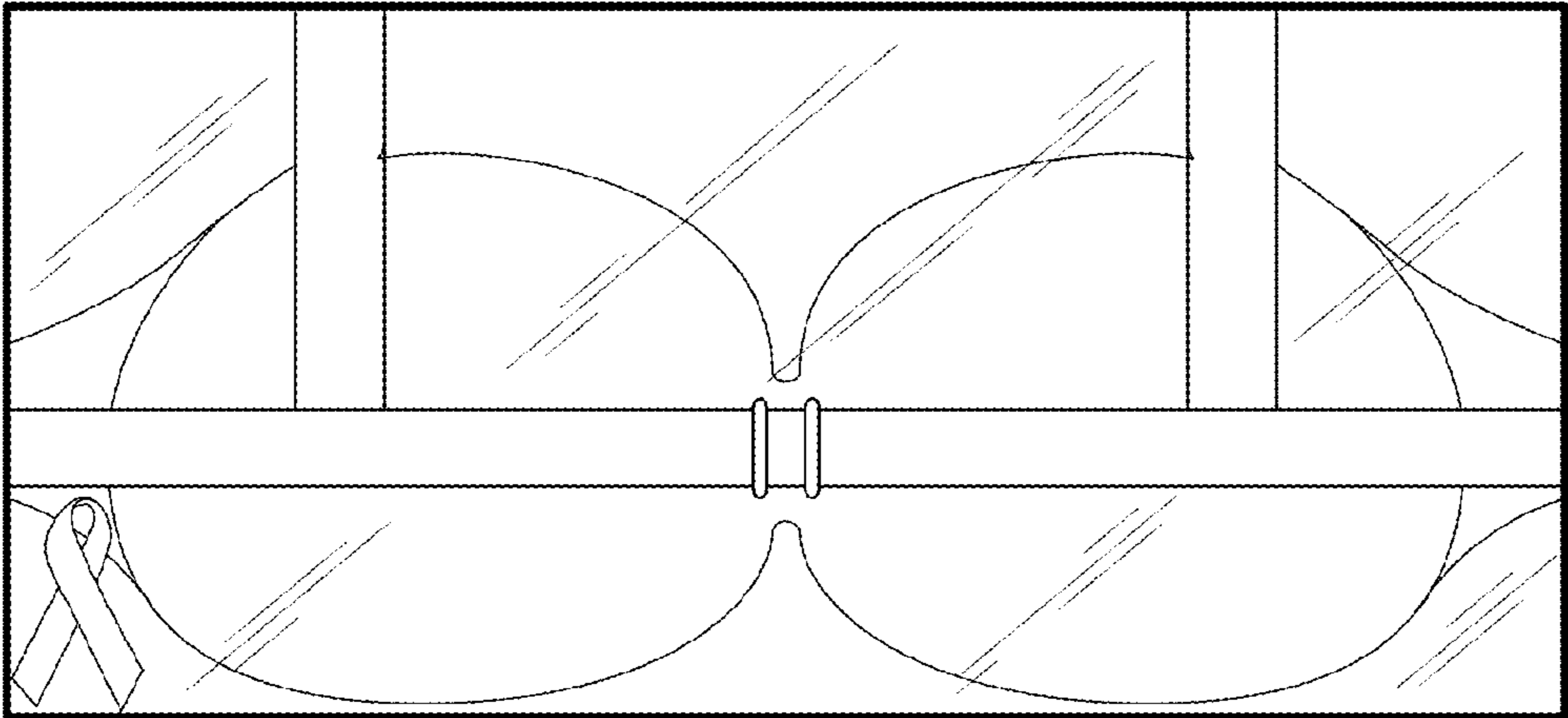


FIG. 3

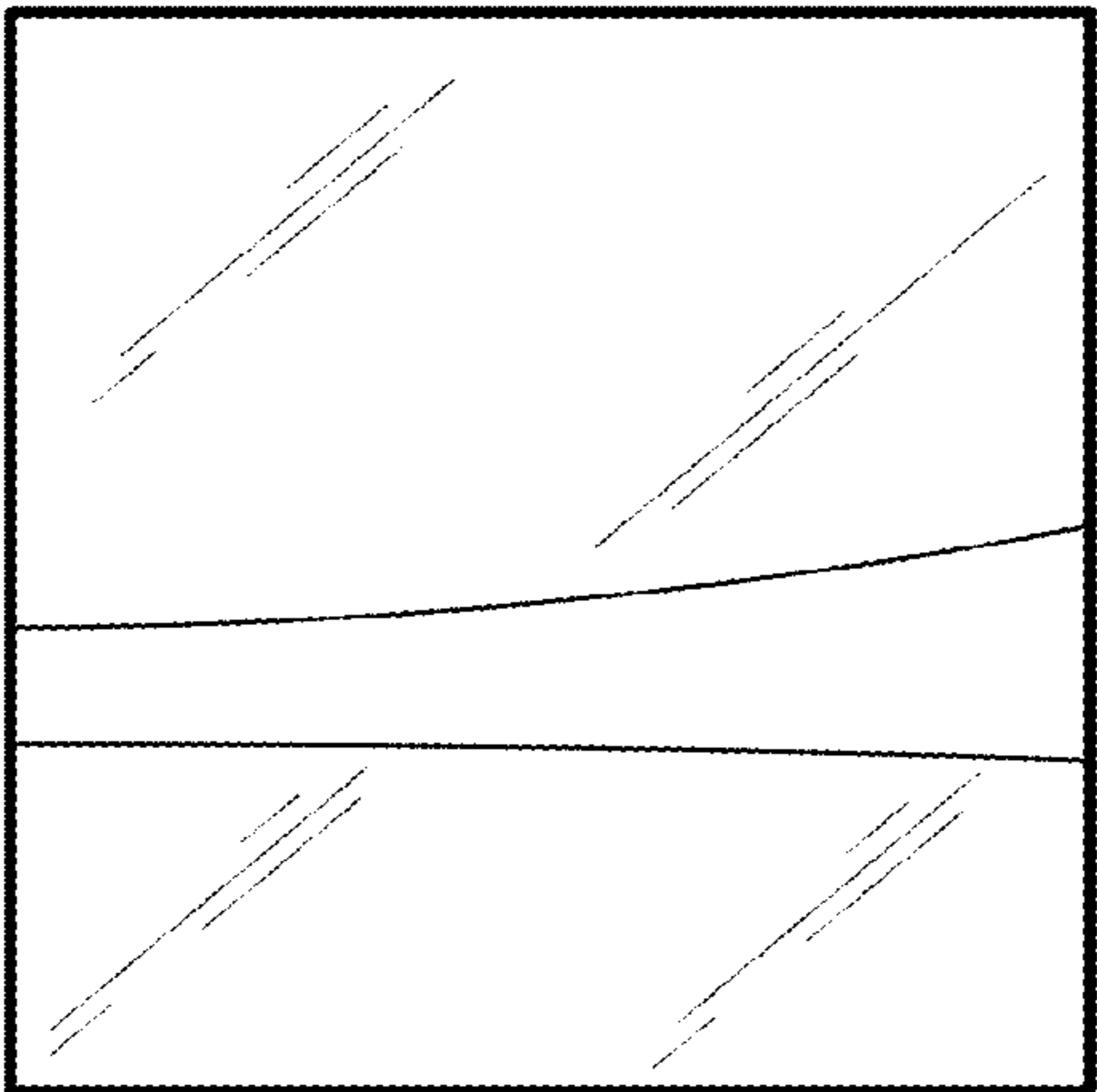


FIG. 4

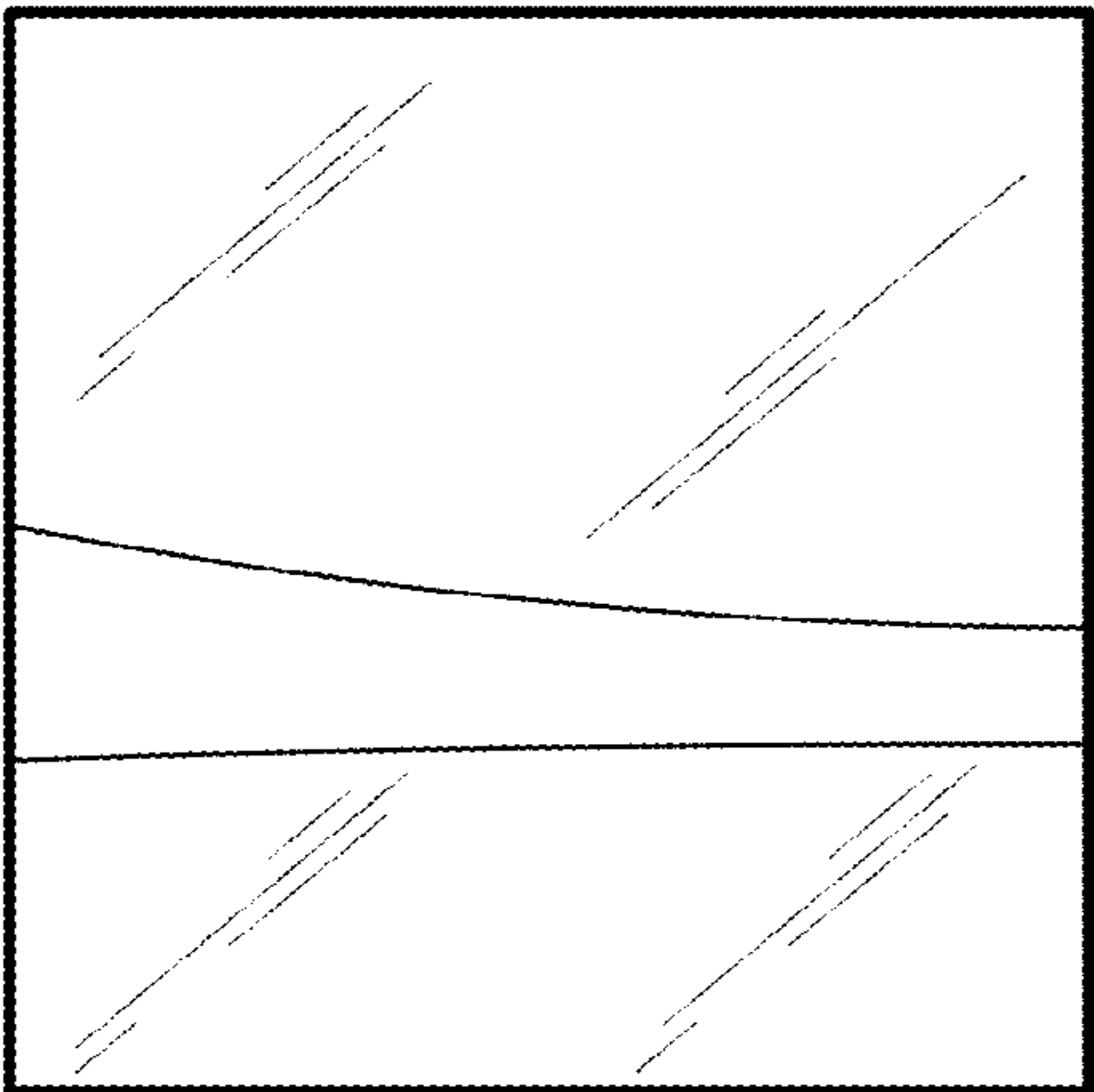


FIG. 5




FIG. 6

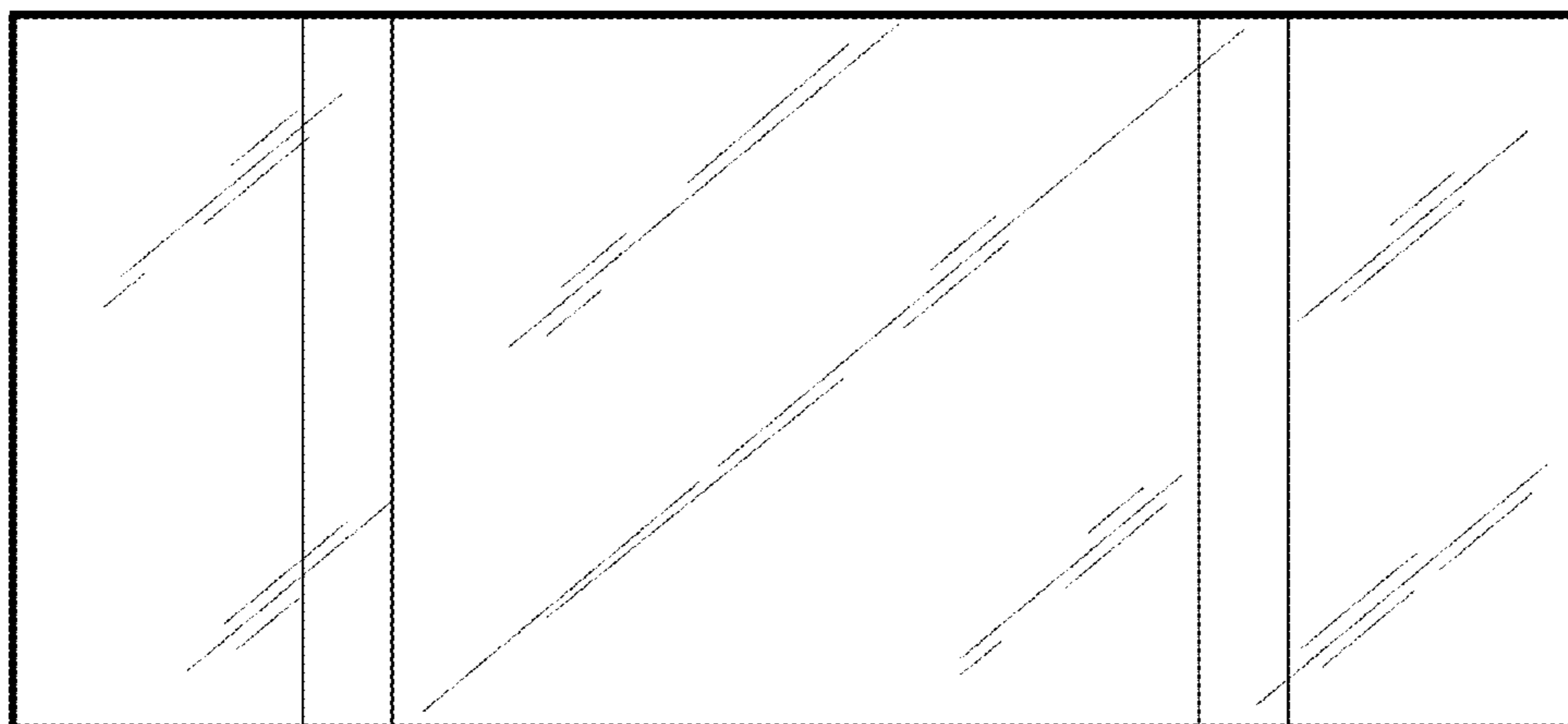


FIG. 7