



US00D708062S

(12) **United States Design Patent**  
**Musi Navarro**

(10) **Patent No.:** **US D708,062 S**  
(45) **Date of Patent:** **\*\* Jul. 1, 2014**

(54) **PALETTE CONTAINER HOLDER**

(76) Inventor: **David Alberto Musi Navarro, Garcia**  
(MX)

(\*) Notice: This patent is subject to a terminal disclaimer.

(\*\*) Term: **14 Years**

(21) Appl. No.: **29/415,606**

(22) Filed: **Mar. 13, 2012**

(51) **LOC (10) Cl.** ..... **09-07**

(52) **U.S. Cl.**  
USPC ..... **D9/455; D7/702; D19/35**

(58) **Field of Classification Search**  
USPC ..... D7/551.1, 553.1, 619.2, 623, 701-702;  
D9/600, 434, 455-456, 499; D19/35;  
206/1.8, 457-458; 229/116.1, 932;  
294/159

See application file for complete search history.

(56) **References Cited**

**U.S. PATENT DOCUMENTS**

1,469,596	A *	10/1923	Hoodwin	294/159
1,528,620	A *	3/1925	Kuwahara et al.	294/159
D105,687	S *	8/1937	Bode	D7/702
2,295,860	A *	9/1942	Oliver	D7/544
2,314,935	A *	3/1943	Guterman	294/159
2,567,054	A *	9/1951	Clement et al.	229/932
3,142,425	A *	7/1964	Cobb	229/932
D206,414	S *	12/1966	Sundberg	D19/35
4,488,654	A *	12/1984	Odsgard	229/932
4,674,128	A *	6/1987	Ruff	229/932
4,735,306	A *	4/1988	Smit	206/1.8
5,152,398	A *	10/1992	Forestal et al.	229/904
D354,513	S *	1/1995	Jay	D19/35
D408,056	S *	4/1999	Broyles	D19/35
D409,655	S *	5/1999	Broyles	D19/35
6,964,443	B1 *	11/2005	Newton	294/159
D518,240	S *	3/2006	Bossomo et al.	D19/35
D563,726	S *	3/2008	Fraser	D7/553.1
D576,455	S *	9/2008	Siddle	D7/701
D611,306	S *	3/2010	Zack et al.	D7/551.1
D623,478	S *	9/2010	Hayashi	D7/551.1

\* cited by examiner

Primary Examiner — Sandra Morris

(57) **CLAIM**

The ornamental design for a palette container holder, as shown.

**DESCRIPTION**

FIG. 1 illustrates a perspective front overview of a palette container holder with a plurality of exemplary containers and a plurality of exemplary scoops of ice cream separated from said palette container holder and an exemplary utensil also separated from said palette container holder.

FIG. 2 illustrates a perspective front overview of said palette container holder with said exemplary containers attached to said palette container holder and said exemplary utensil also attached to said palette container holder.

FIG. 3 illustrates a perspective front under view of said palette container holder with said exemplary containers attached to said palette container holder and said exemplary utensil also attached to said palette container holder.

FIG. 4 illustrates an elevated front view of said palette container holder with said exemplary containers, said exemplary scoops of ice cream and said exemplary utensil also attached to said palette container holder.

FIG. 5 illustrates a perspective front view of said palette container holder.

FIG. 6 illustrates an elevated top view of said palette container holder.

FIG. 7 illustrates an elevated bottom view of said palette container holder.

FIG. 8 illustrates an elevated back view of said palette container holder.

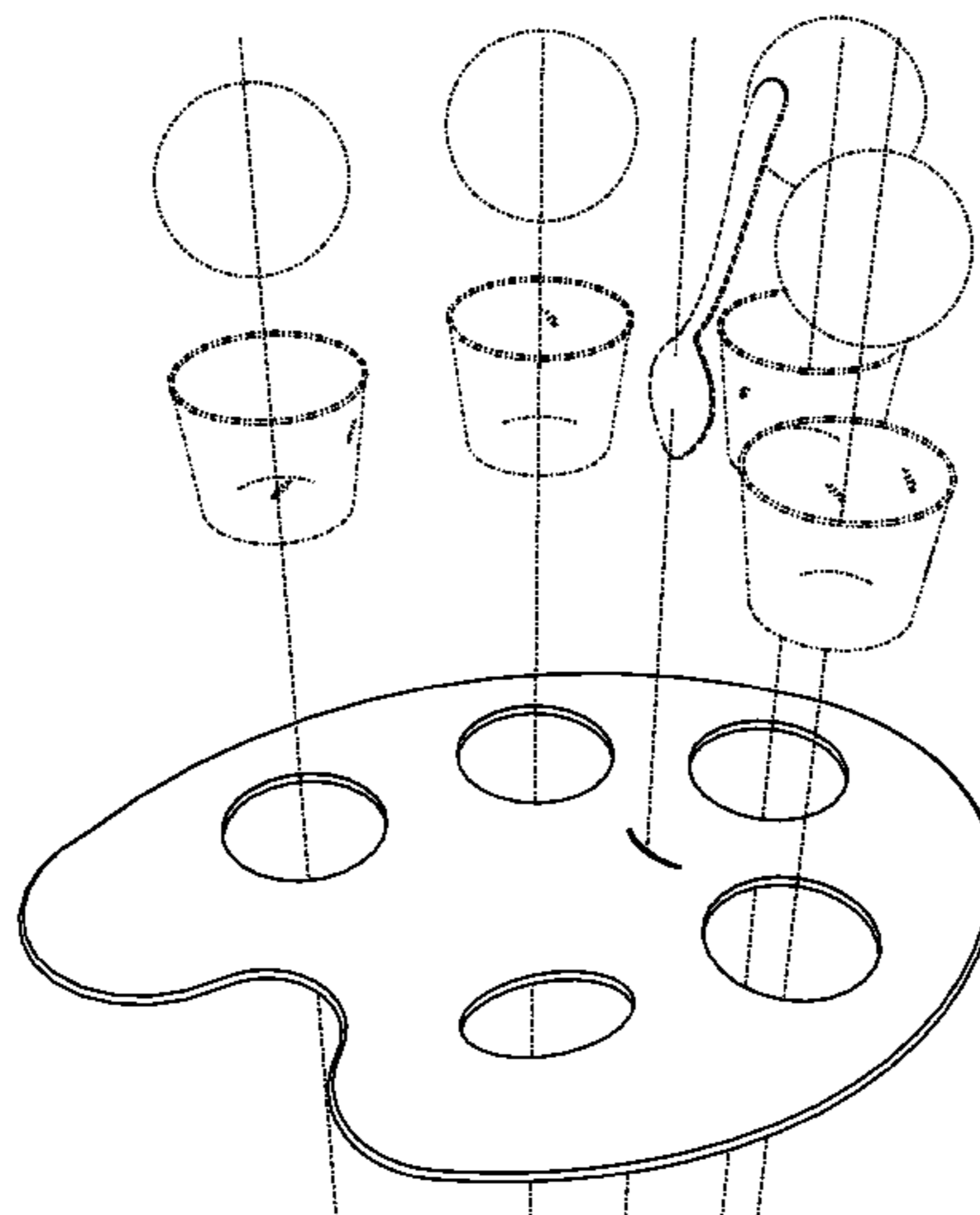
FIG. 9 illustrates an elevated front view of said palette container holder.

FIG. 10 illustrates an elevated left view of said palette container holder; and,

FIG. 11 illustrates an elevated right view of said palette container holder.

The broken line showing is for illustrative purposes only, and forms no part of the claimed design.

**1 Claim, 4 Drawing Sheets**



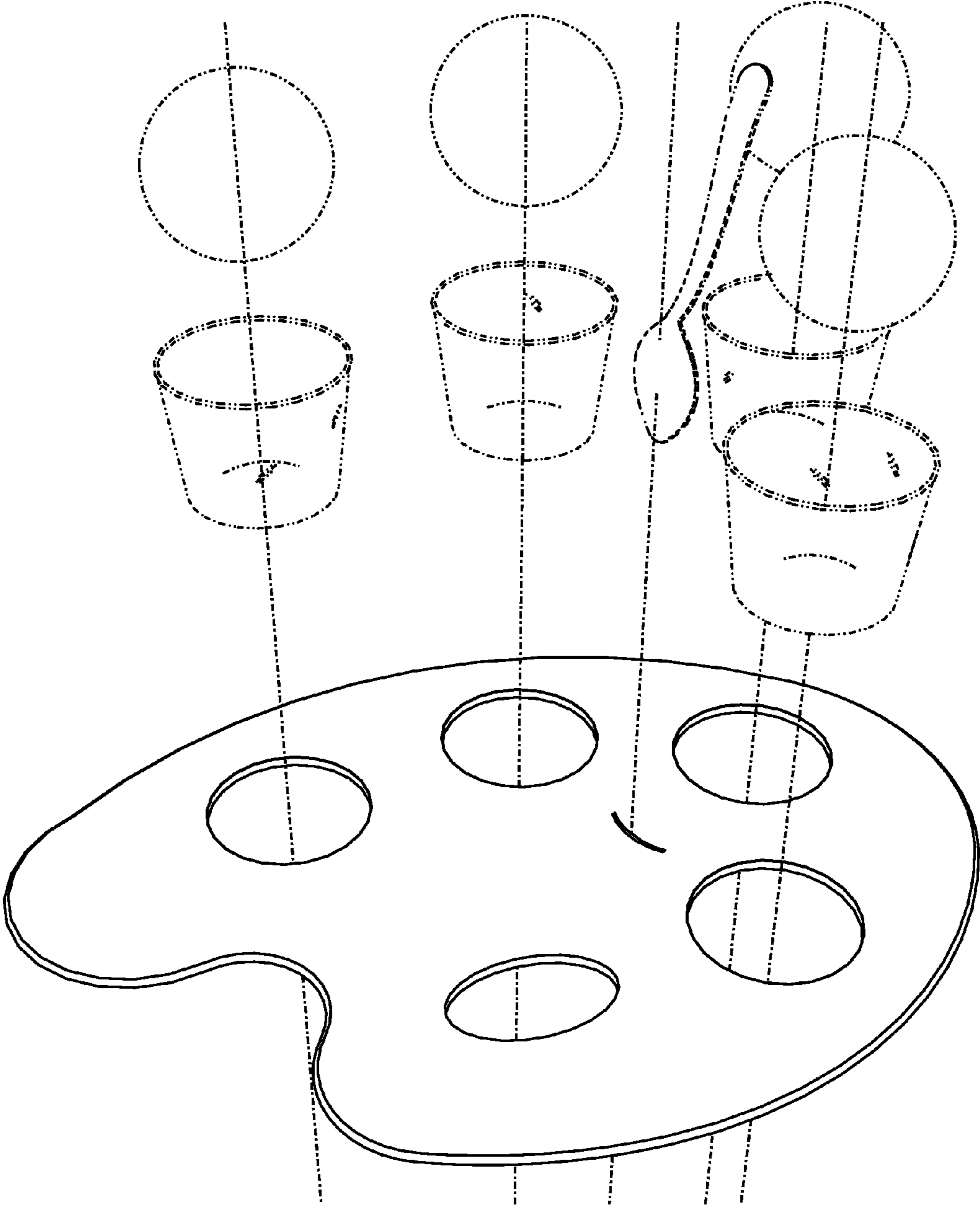


Fig. 1

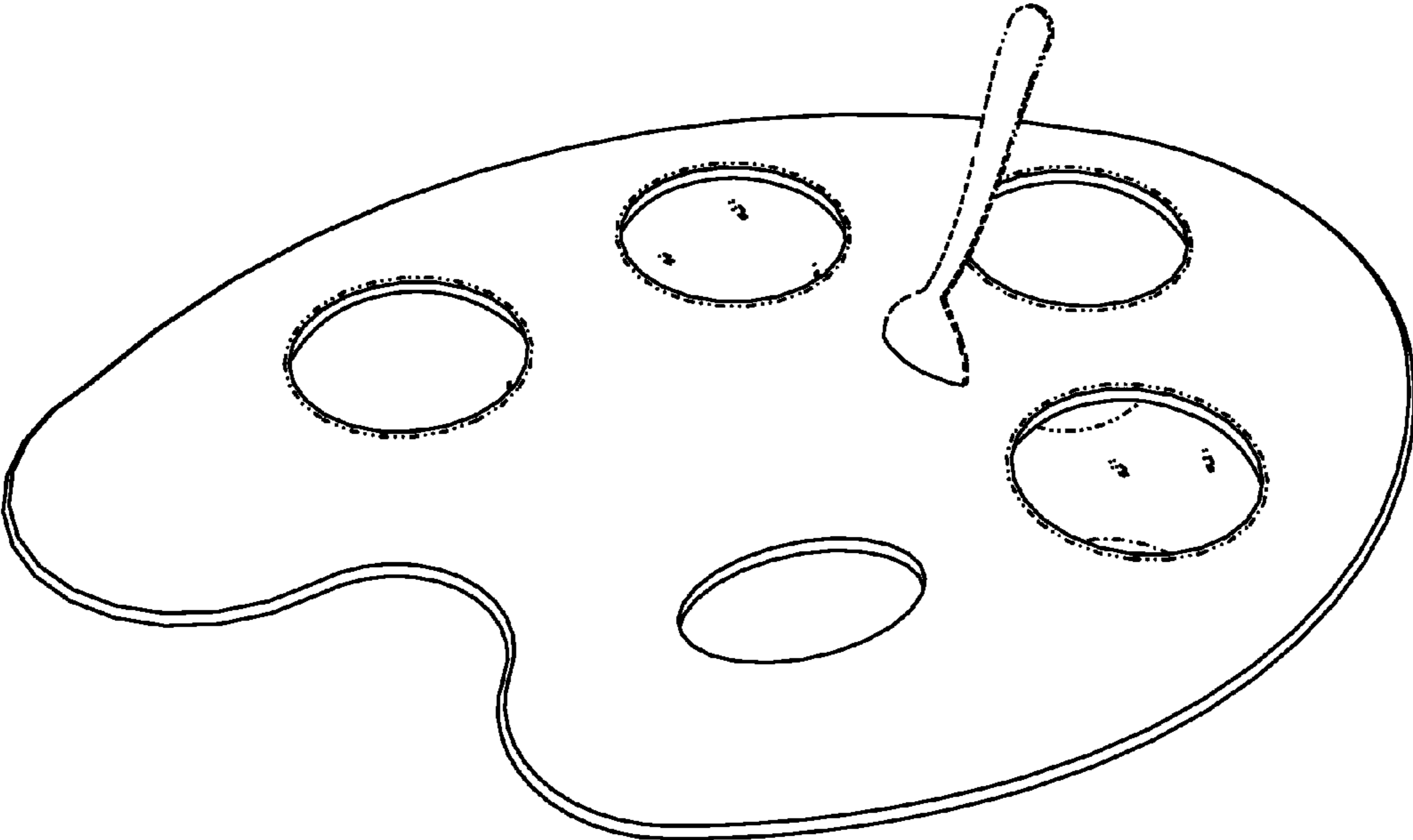


Fig. 2

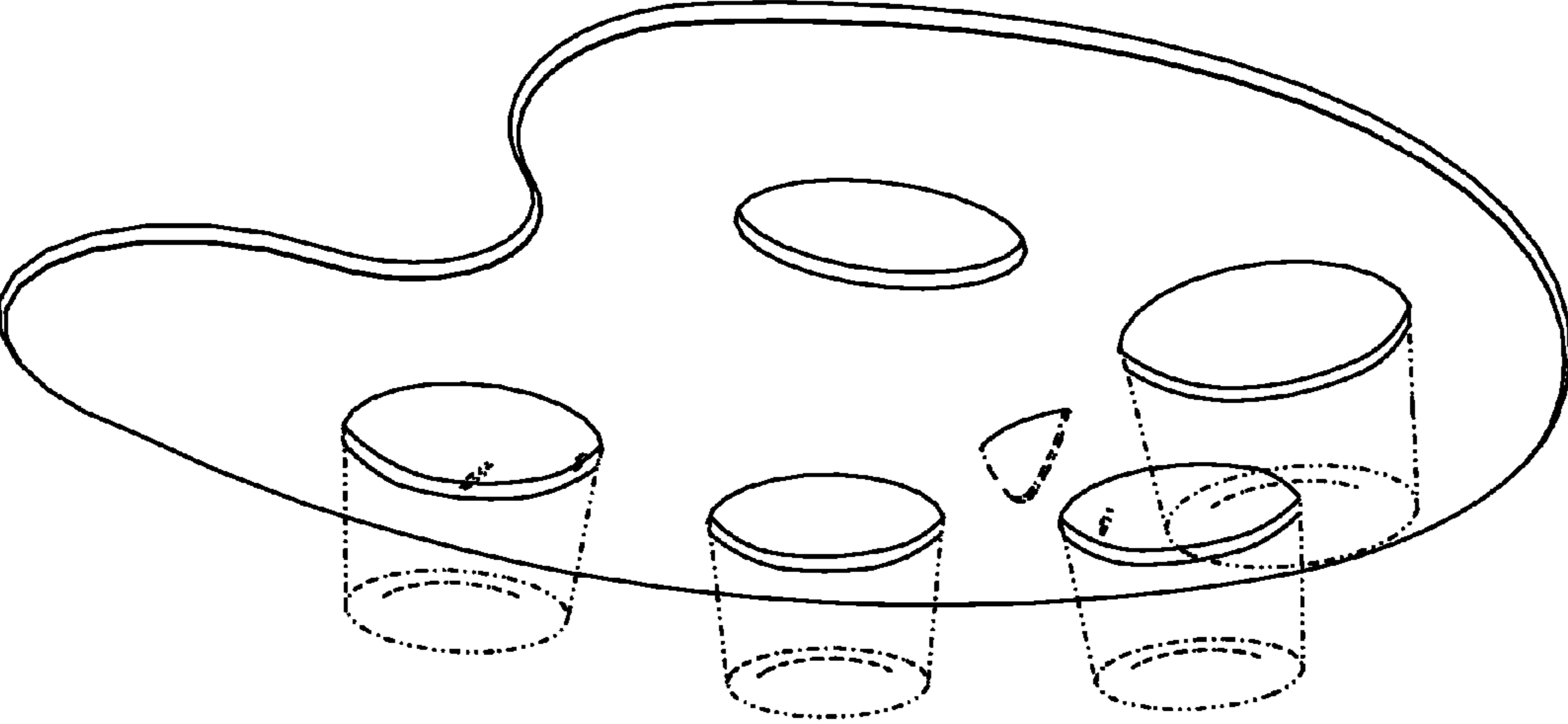


Fig. 3

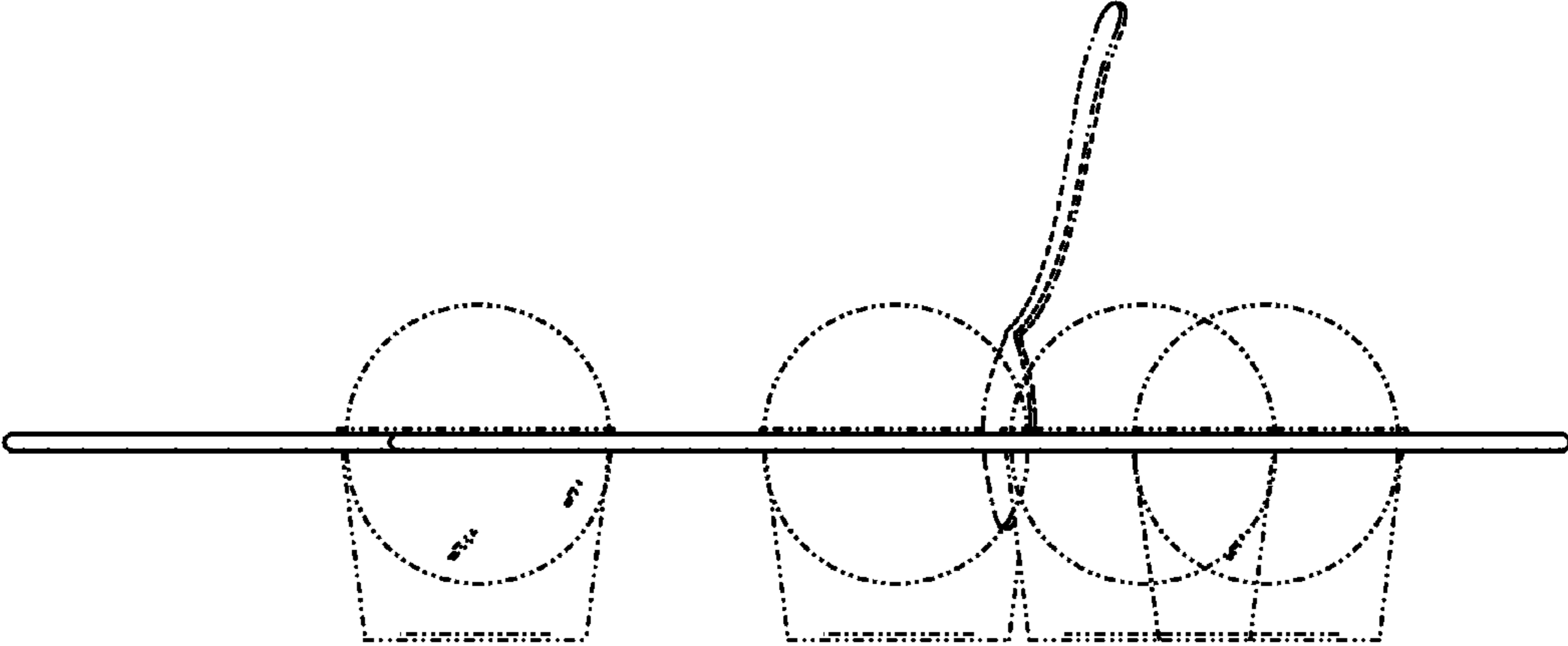


Fig. 4

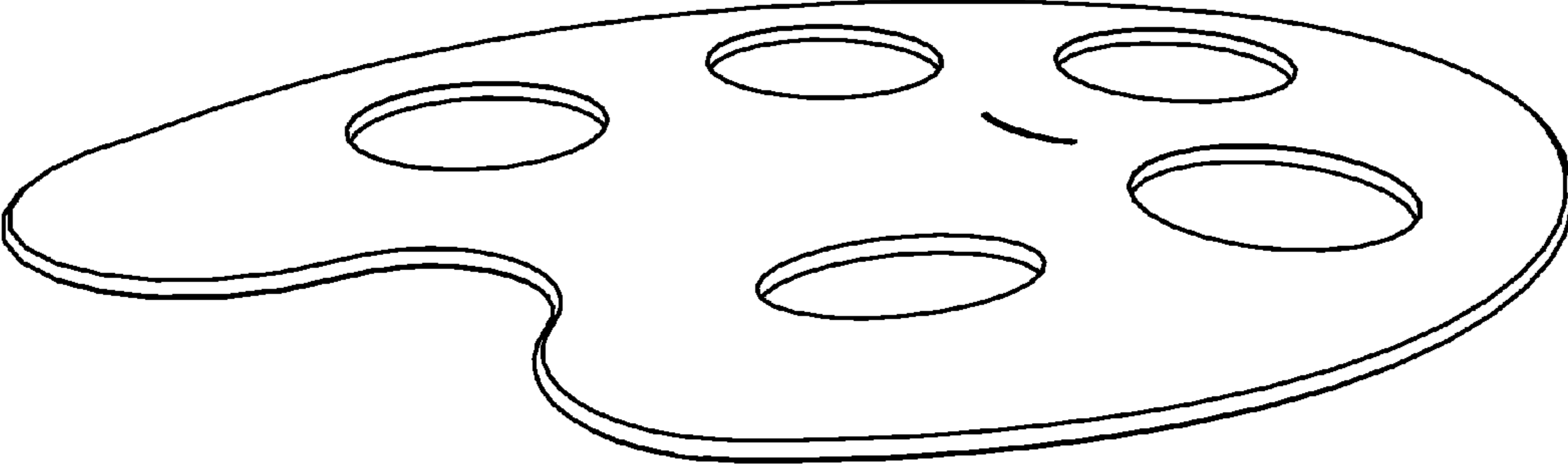


Fig. 5

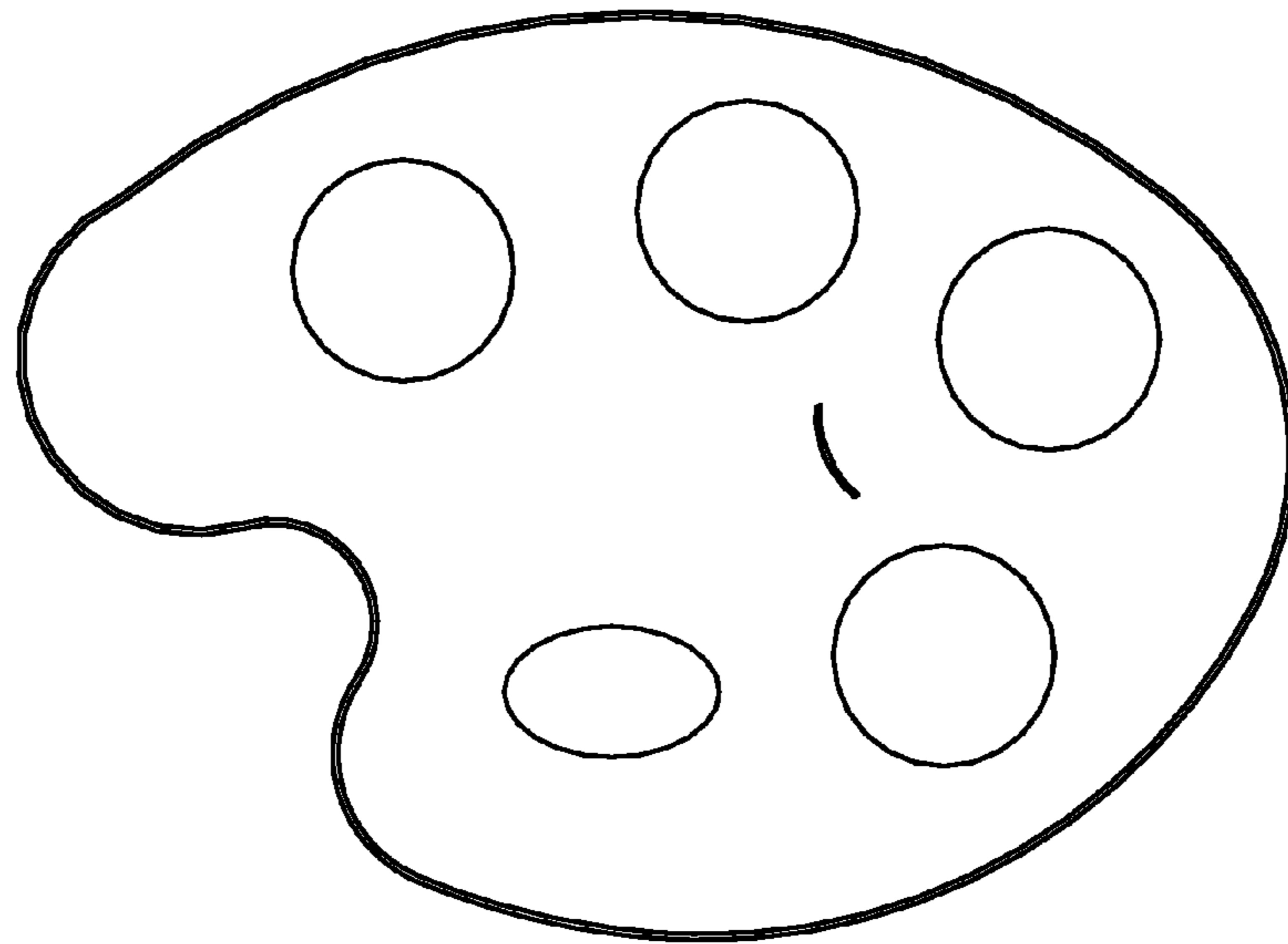


Fig. 6

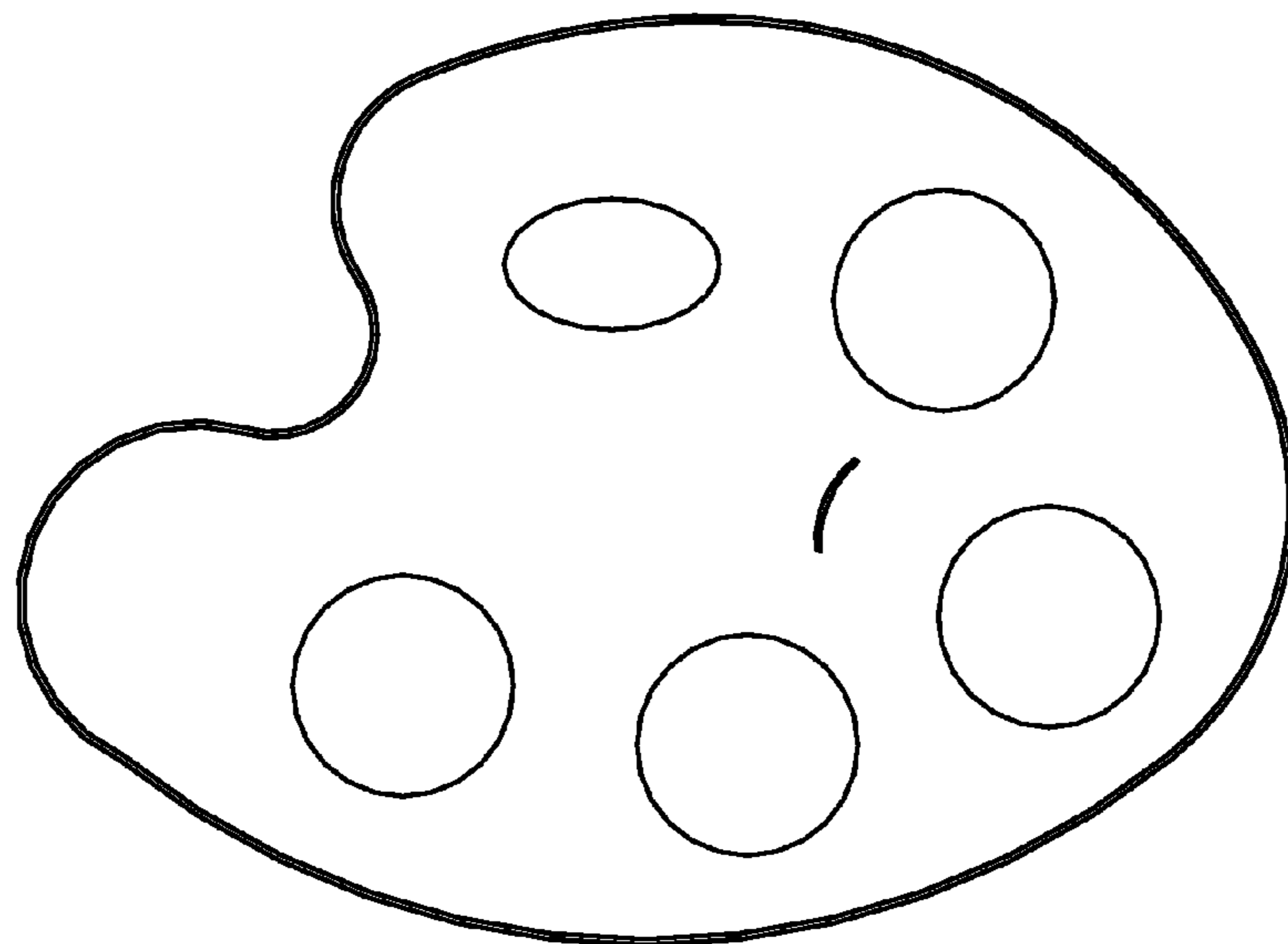


Fig. 7

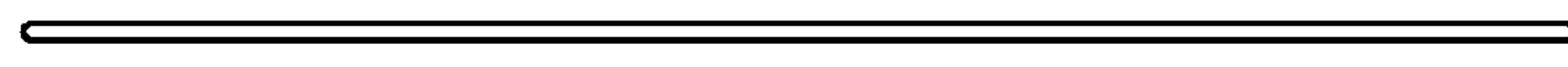


Fig. 8



Fig. 9

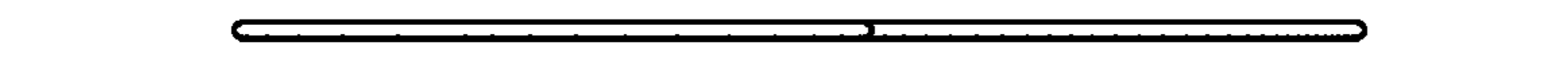


Fig. 10



Fig. 11