



US00D708050S

(12) **United States Design Patent**
Sauer

(10) **Patent No.:** **US D708,050 S**
(45) **Date of Patent:** **** Jul. 1, 2014**

(54) **FURNITURE ASSEMBLY FITTING**

FOREIGN PATENT DOCUMENTS

(71) Applicant: **Steen Sauer**, Frederiksberg C (DK)

DE 4137079 9/1992
DE 10240793 3/2004

(72) Inventor: **Steen Sauer**, Frederiksberg C (DK)

(Continued)

(**) Term: **14 Years**

OTHER PUBLICATIONS

(21) Appl. No.: **29/446,852**

International Search Report on related PCT application (PCT/IB2007/054163); International Searching Authority (EPO) dated Feb. 12, 2009.

(22) Filed: **Feb. 27, 2013**

(Continued)

Related U.S. Application Data

(62) Division of application No. 29/390,752, filed on Apr. 28, 2011, now Pat. No. Des. 678,044.

Primary Examiner — Sheryl Lane

(74) *Attorney, Agent, or Firm* — Klein, O'Neill & Singh, LLP

(30) **Foreign Application Priority Data**

Oct. 28, 2010 (DK) DA201000160

(51) **LOC (10) Cl.** **08-08**

(52) **U.S. Cl.**
USPC **D8/382**

(58) **Field of Classification Search**
USPC D8/382, 349, 354, 353, 373, 380;
411/508-510, 45, 511; 24/297, 289;
403/348, 349

See application file for complete search history.

(57) **CLAIM**

The ornamental design for a furniture assembly fitting, as shown and described.

DESCRIPTION

FIG. 1 is a front perspective view of a furniture assembly fitting in accordance with an embodiment of my new design; FIG. 2 is a rear perspective view of the furniture assembly fitting shown in FIG. 1; FIG. 3 is a side elevational view of the furniture assembly fitting shown in FIG. 1, taken from the right side of FIG. 1; FIG. 4 is a front elevational view of the furniture assembly fitting shown in FIG. 1; FIG. 5 is a side elevational view of the furniture assembly fitting shown in FIG. 1, taken from the right side of FIG. 1; FIG. 6 is rear elevational view of the furniture assembly fitting shown in FIG. 1; FIG. 7 is a bottom plan view of the furniture assembly fitting shown in FIG. 1; and, FIG. 8 is a top plan view of the furniture assembly fitting shown in FIG. 1.

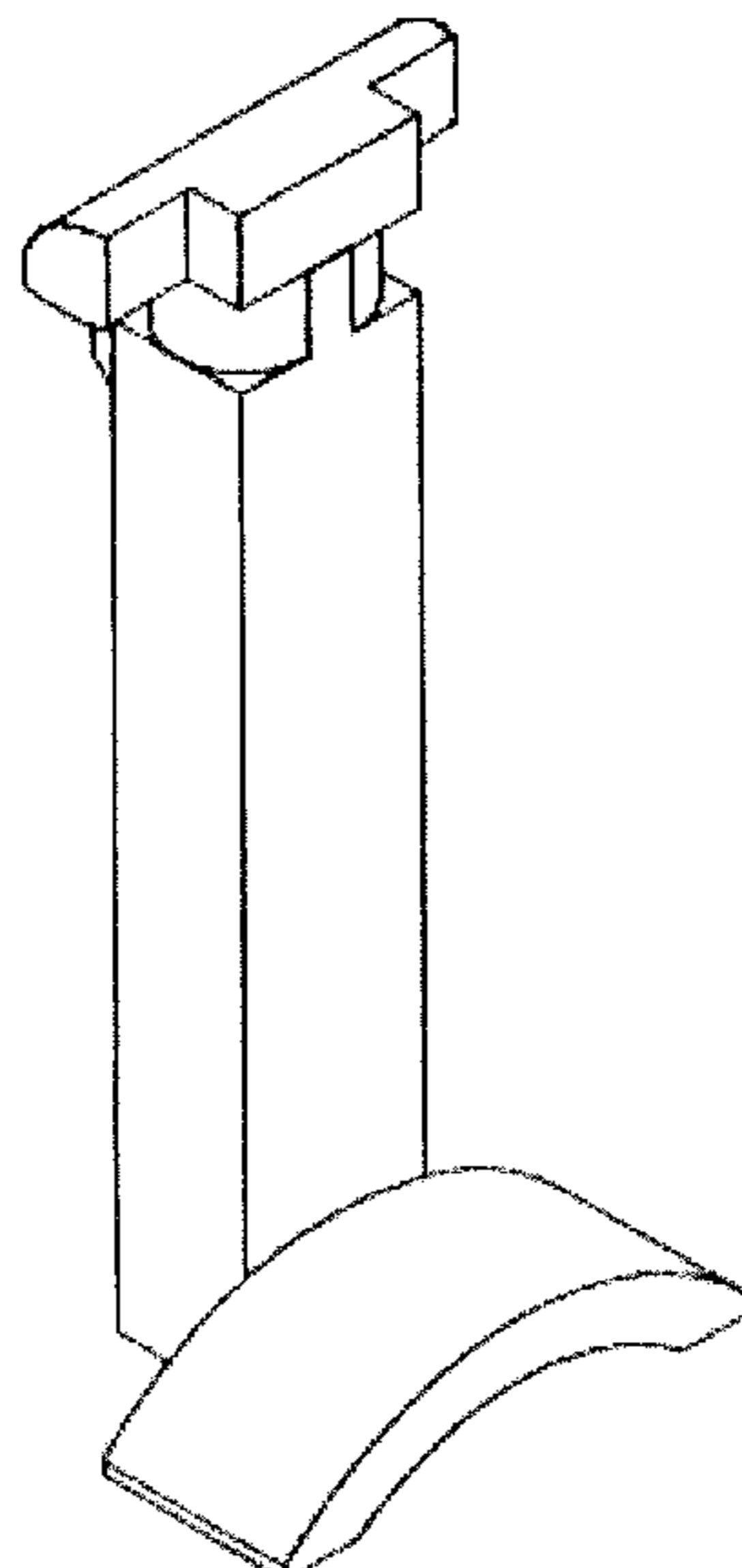
(56) **References Cited**

U.S. PATENT DOCUMENTS

D295,952 S * 5/1988 Frey D8/382
4,804,239 A 2/1989 Rock et al.
D312,382 S 11/1990 Ryll
D316,810 S 5/1991 Blackford
5,154,385 A 10/1992 Lindberg et al.
D411,097 S 6/1999 Brousseau et al.
5,975,822 A 11/1999 Ruff
D460,734 S 7/2002 Carlson

(Continued)

1 Claim, 8 Drawing Sheets



(56)

References Cited

U.S. PATENT DOCUMENTS

D461,709 S 8/2002 Gallmeyer
D541,634 S 5/2007 Schmidhauser
D576,431 S 9/2008 Held
D590,191 S 4/2009 Held
D615,847 S 5/2010 Tezak et al.
8,074,954 B2 12/2011 Wilhelm et al.
D678,044 S * 3/2013 Sauer D8/382
D695,173 S * 12/2013 Sperry D12/185
D697,392 S * 1/2014 Sauer D8/382
2004/0084589 A1 5/2004 Berardi
2011/0033231 A1* 2/2011 Sauer 403/348

FOREIGN PATENT DOCUMENTS

FR 2097461 3/1972
JP 01-141604 6/1989
WO WO2009/044235 4/2009

OTHER PUBLICATIONS

Written Report on related PCT application (PCT/IB2007/054163);
International Searching Authority (EPO) dated Apr. 4, 2010.

* cited by examiner

FIG. 1




FIG. 2




FIG. 3




FIG. 4




FIG. 5





FIG. 6



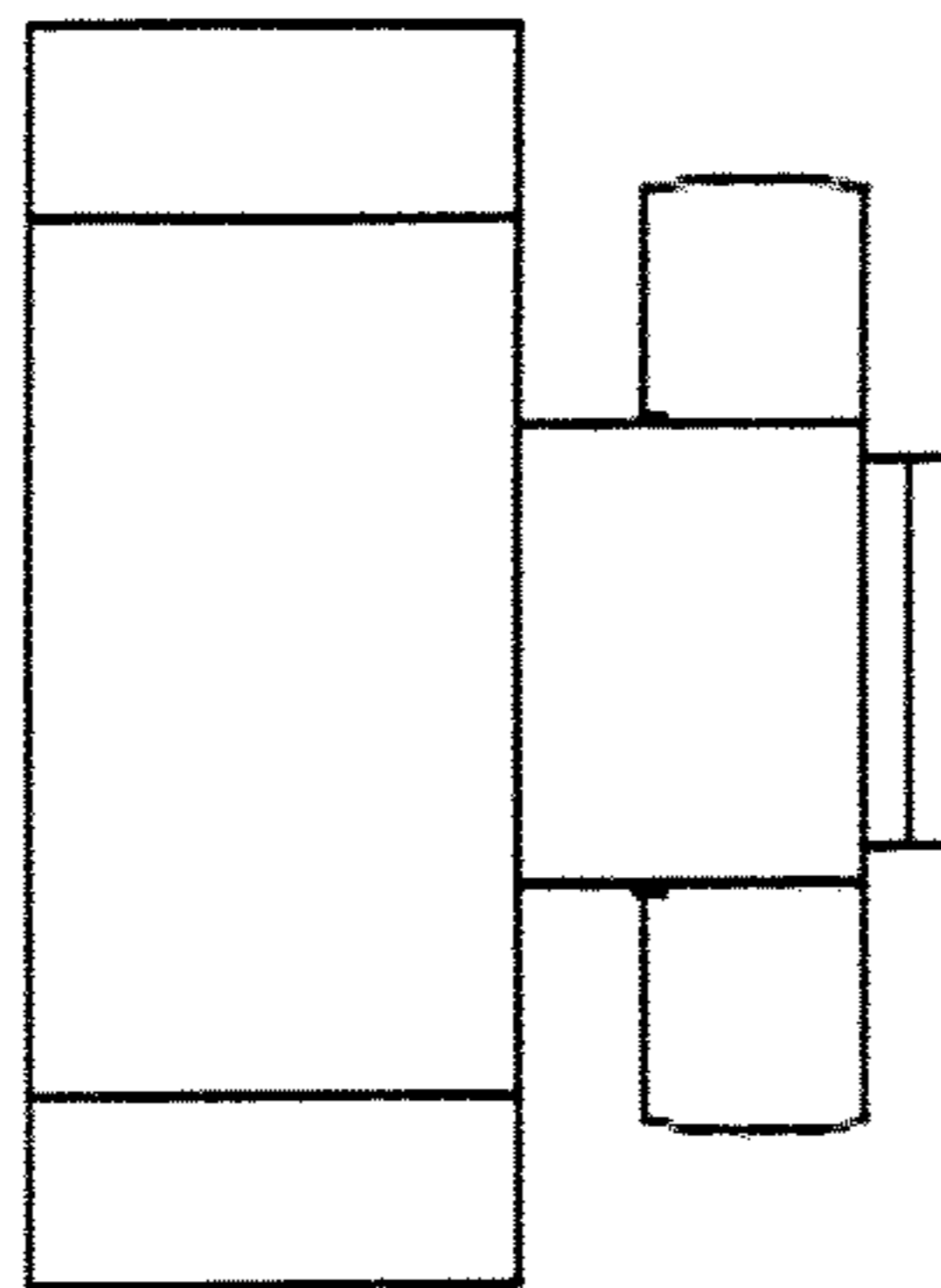


FIG. 7

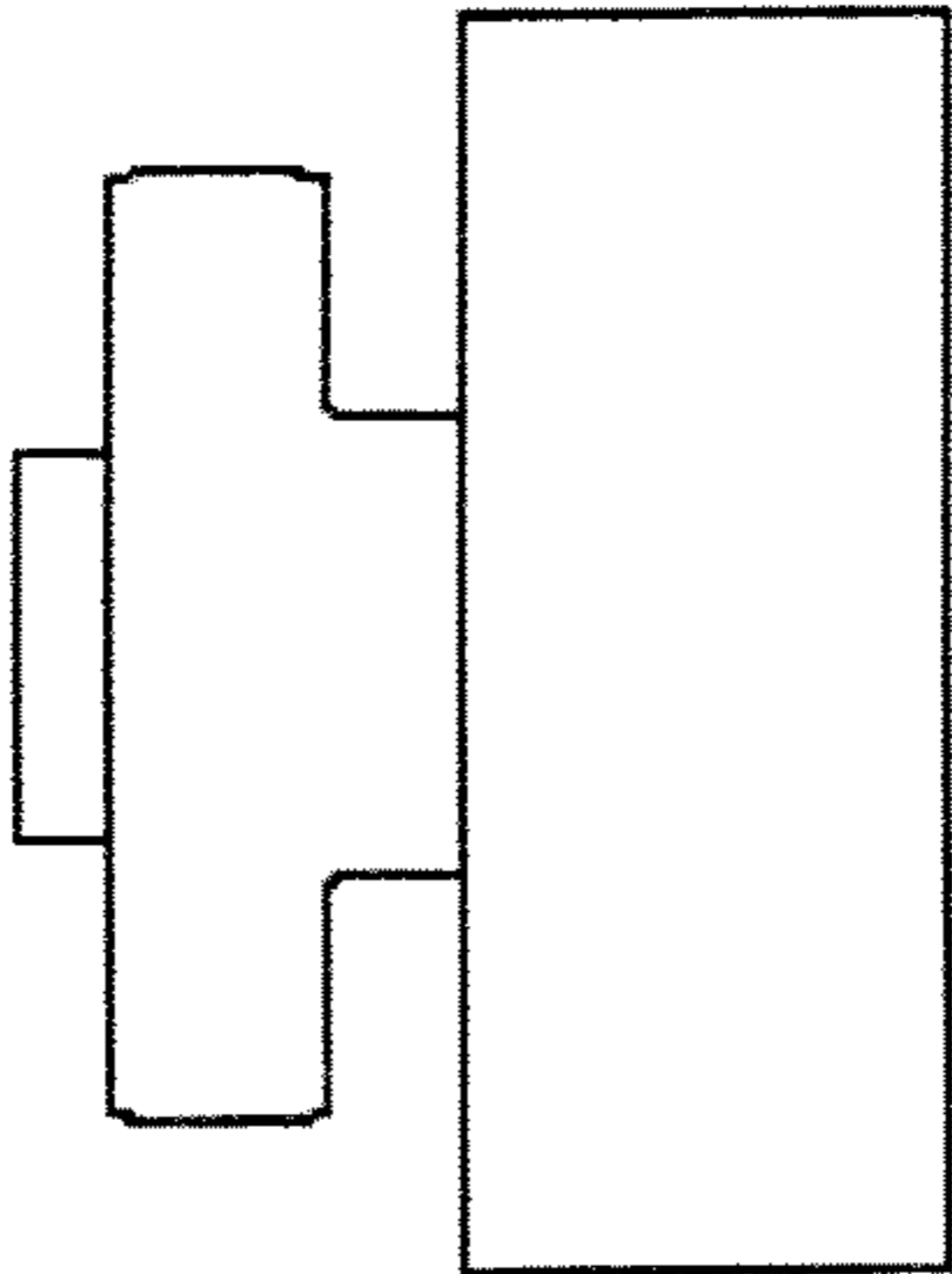


FIG. 8