



US00D708042S

(12) **United States Design Patent**
Moreau et al.

(10) **Patent No.:** **US D708,042 S**
(45) **Date of Patent:** **** Jul. 1, 2014**

- (54) **SHACKLE WITH LOCKING PIN**
- (71) Applicants: **Darrell A. Moreau**, Manchester, NH (US); **Andre W. Moreau**, Spring Hill, FL (US)
- (72) Inventors: **Darrell A. Moreau**, Manchester, NH (US); **Andre W. Moreau**, Spring Hill, FL (US)
- (73) Assignee: **Ty-Flot, Inc.**, Manchester, NH (US)
- (**) Term: **14 Years**
- (21) Appl. No.: **29/450,878**
- (22) Filed: **Mar. 25, 2013**
- (51) **LOC (10) Cl.** **08-07**
- (52) **U.S. Cl.**
USPC **D8/339; D8/331**
- (58) **Field of Classification Search**
USPC D8/330, 331, 334, 333, 343; 70/14, 20, 70/21, 22, 31, 51, 57.1, 233, 465, DIG. 3, 70/DIG. 4; 292/246, 70, 288
See application file for complete search history.

(56) **References Cited**
U.S. PATENT DOCUMENTS

809,511 A	1/1901	Lien	
1,646,546 A	10/1927	Larsen	
2,097,465 A	11/1937	Morrison	
2,124,912 A *	7/1938	Ehmann	59/86
2,209,007 A *	7/1940	Stevenson	59/86
3,274,879 A *	9/1966	Poller	411/351
D239,003 S *	3/1976	Seakan	D8/334
4,094,141 A	6/1978	Rehbein	
4,102,124 A *	7/1978	Swager	59/86

4,423,610 A *	1/1984	Hart et al.	70/18
5,046,881 A *	9/1991	Swager	403/154
5,114,260 A *	5/1992	Hart et al.	403/24
5,433,547 A *	7/1995	Hart et al.	403/24

(Continued)

OTHER PUBLICATIONS

[Author unknown], Hammerlock Link Specification Sheet (as available Dec. 18, 2012).

(Continued)

Primary Examiner — Prabhakar Deshmukh

(74) *Attorney, Agent, or Firm* — Mesmer & Deleault, PLLC

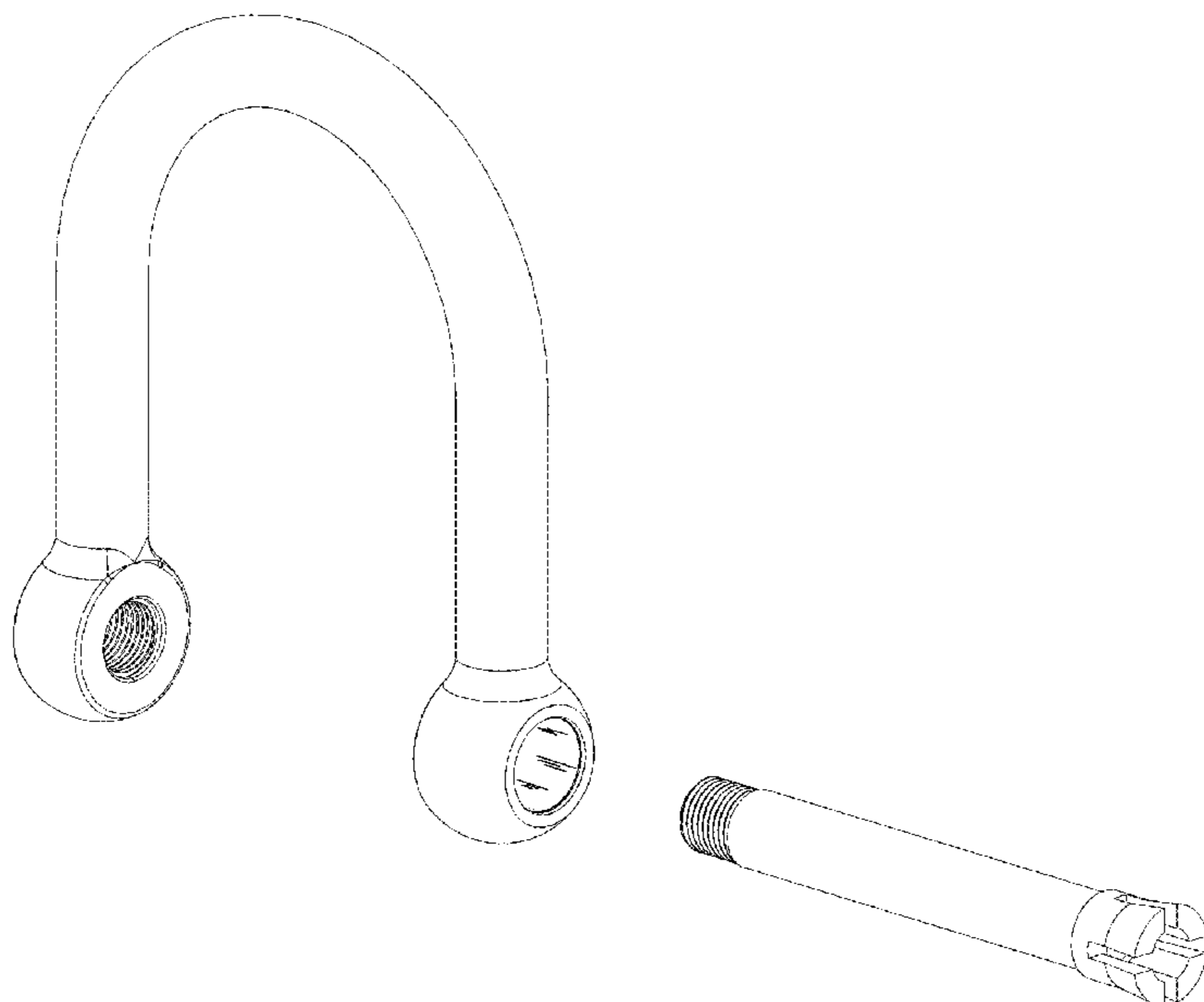
(57) **CLAIM**

We claim the ornamental design for a shackle with locking pin, as shown and described.

DESCRIPTION

FIG. 1 is a right, front perspective view of a shackle with locking pin showing our new design;
 FIG. 2 is a right, front perspective view thereof, shown without the locking pin;
 FIG. 3 is a left, front perspective view of FIG. 1;
 FIG. 4 is a left, front perspective view of FIG. 2;
 FIG. 5 is a front elevation of FIG. 1;
 FIG. 6 is a right side elevation of FIG. 1;
 FIG. 7 is a left side elevation of FIG. 1;
 FIG. 8 is a top plan view of FIG. 1;
 FIG. 9 is a bottom plan view of FIG. 1;
 FIG. 10 is a front elevation of a locking pin, shown separately for clarity of illustration;
 FIG. 11 is a right, front perspective view of FIG. 10;
 FIG. 12 is right side elevation of FIG. 10;
 FIG. 13 is a left side elevation of FIG. 10; and,
 FIG. 14 is an exploded right, front perspective view of FIG. 1.

1 Claim, 9 Drawing Sheets



(56)

References Cited

OTHER PUBLICATIONS

U.S. PATENT DOCUMENTS

5,460,418 A 10/1995 Falls
D430,787 S * 9/2000 Liu D8/333
D433,617 S * 11/2000 Gray, Jr. D8/356
D454,293 S * 3/2002 Bremicker D8/334
7,393,033 B1 7/2008 Bisso, IV
7,540,140 B1 6/2009 Diaz et al.
7,614,209 B1 11/2009 Payne et al.
D698,621 S * 2/2014 Moreau et al. D8/333
2011/0265442 A1 11/2011 Segura

Columbus McKinnon Corp., CM Herc-Alloy 1000 Hammerlok,
available at <http://www.cmworks.com/ProductDetail.aspx?id=5086>

(as available Jan. 28, 2013).

Korean Intellectual Property Office, PCT International Search Report
and Written Opinion, PCT Application No. US2013/066730 (Feb. 7,
2014).

* cited by examiner

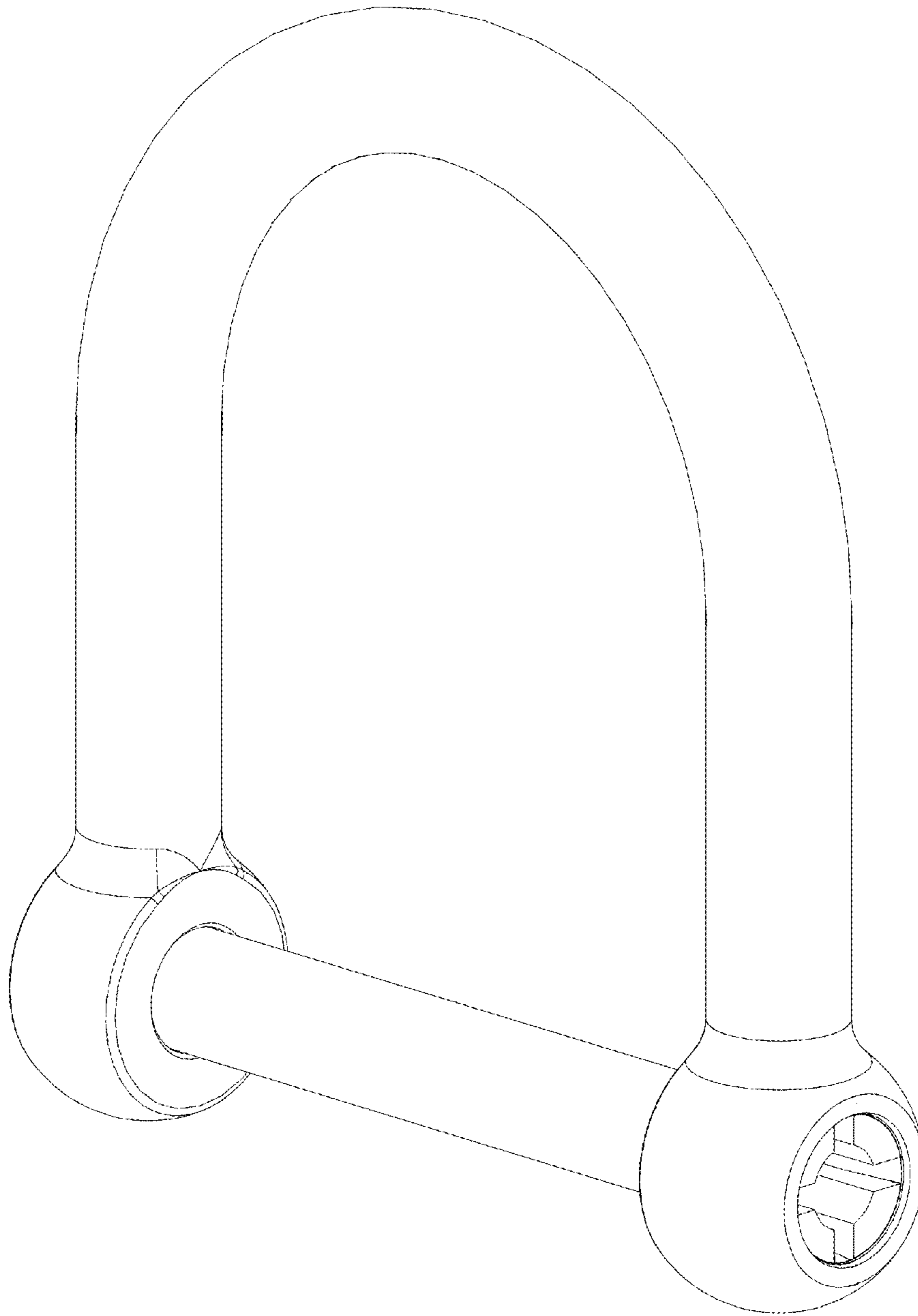


Fig. 1

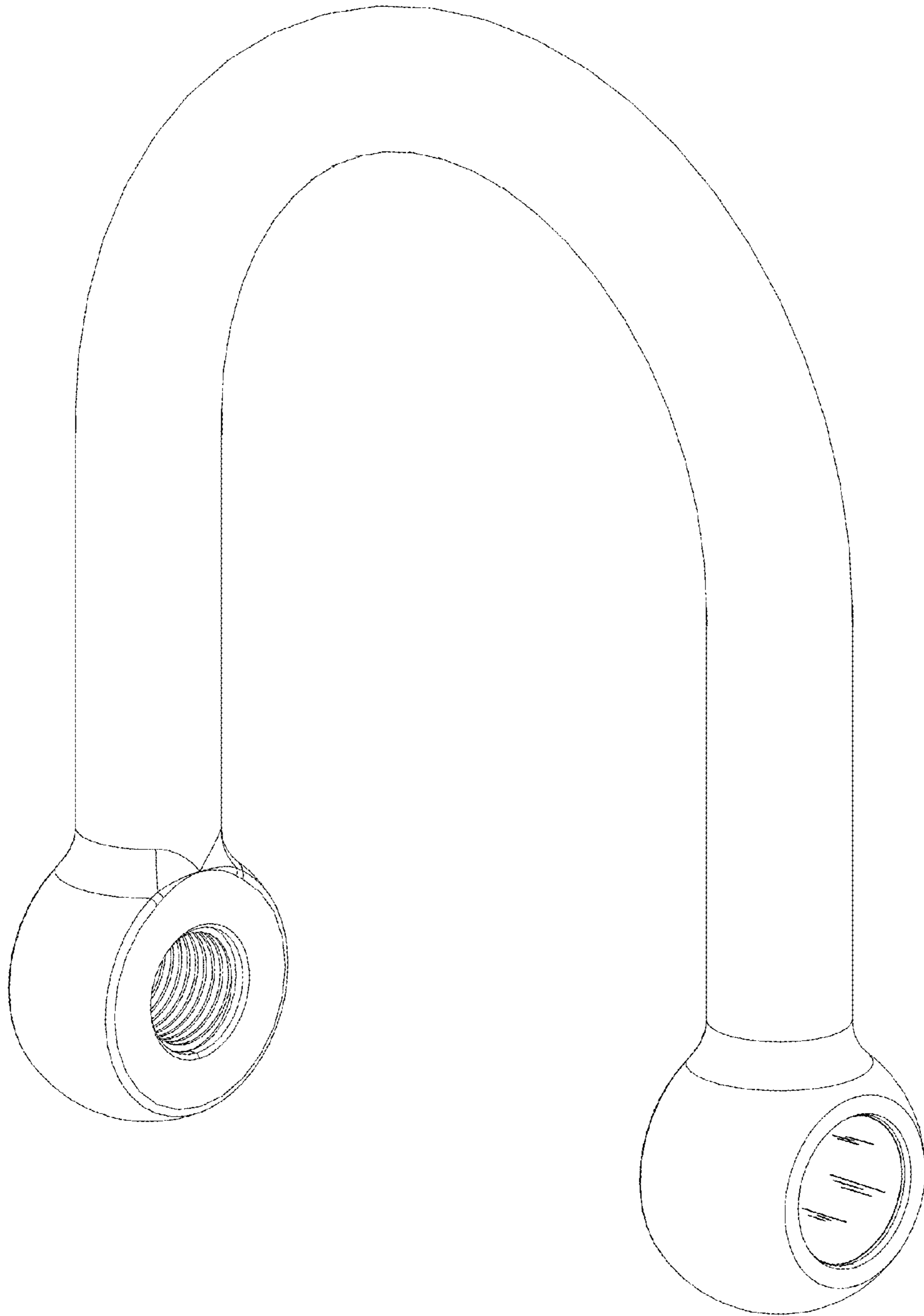


Fig. 2

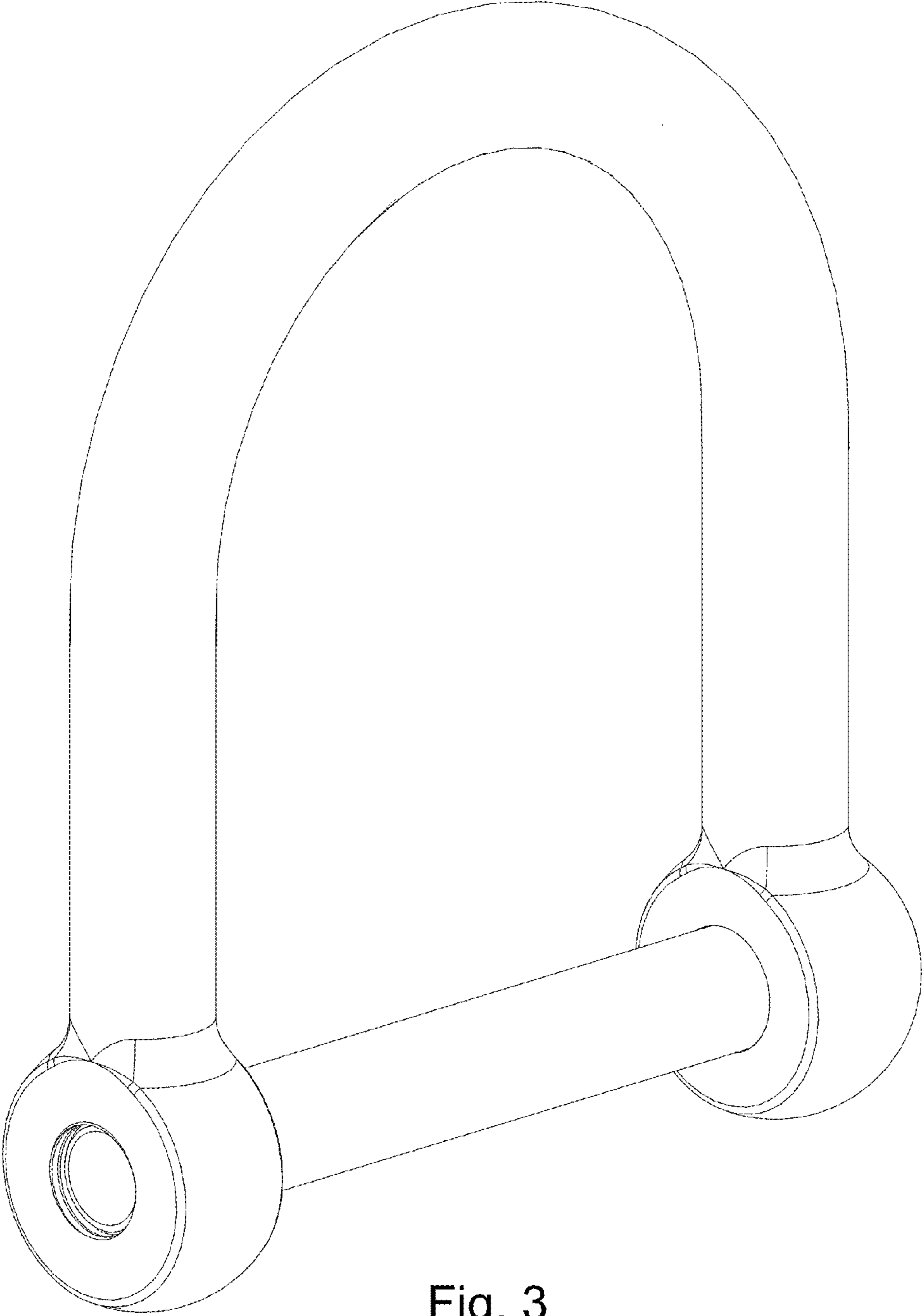


Fig. 3

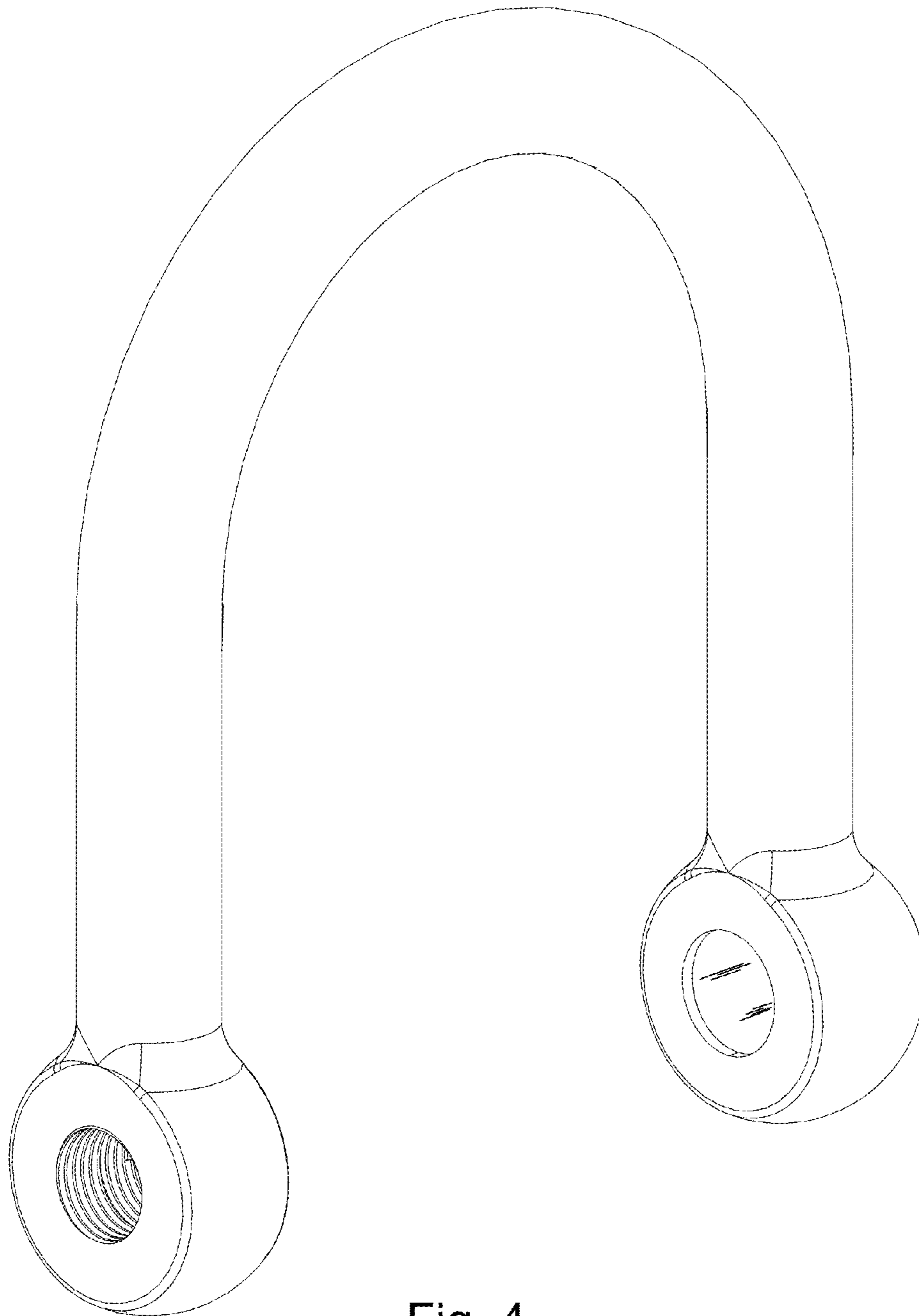


Fig. 4




Fig. 5

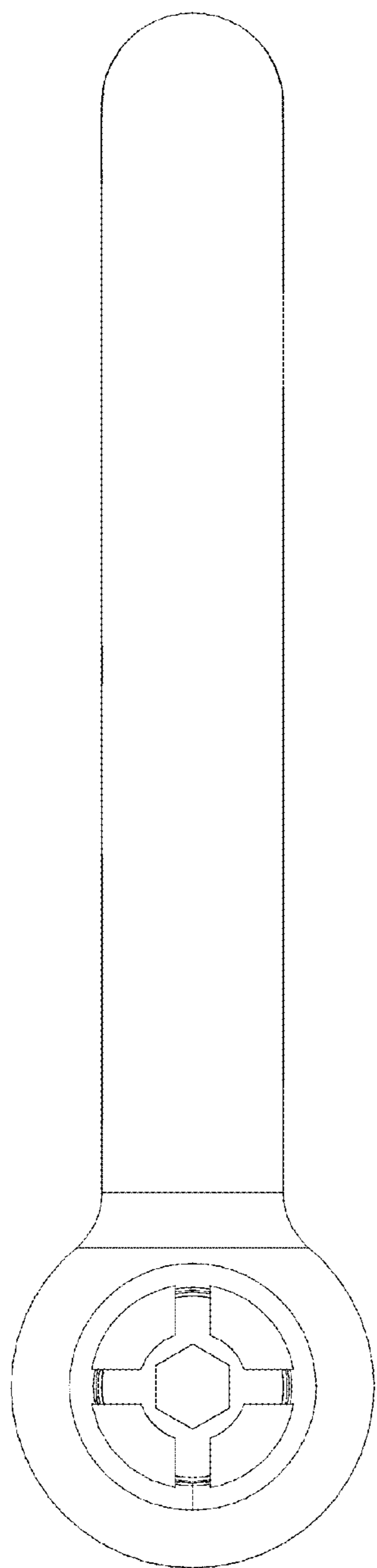


Fig. 6

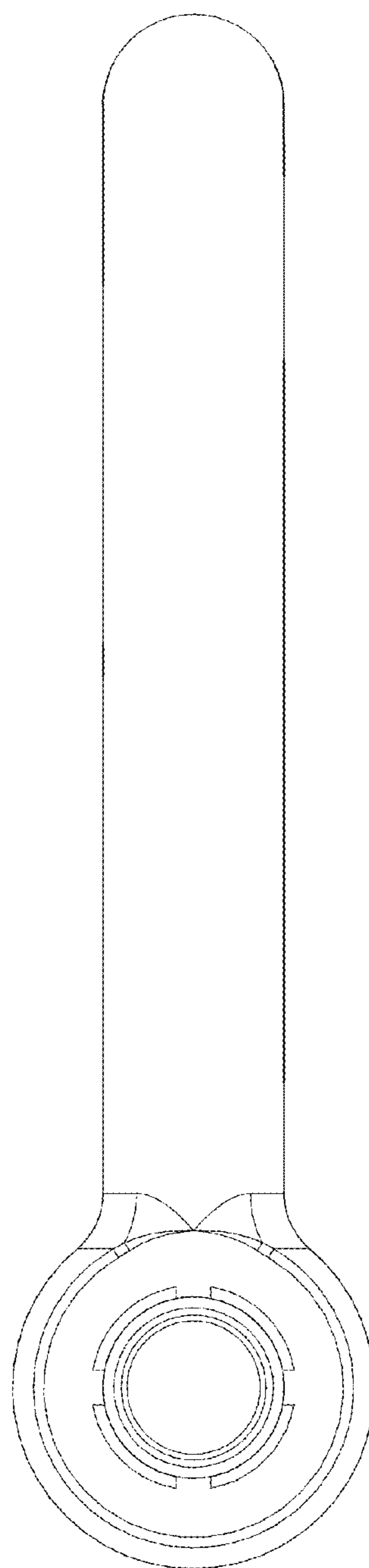


Fig. 7

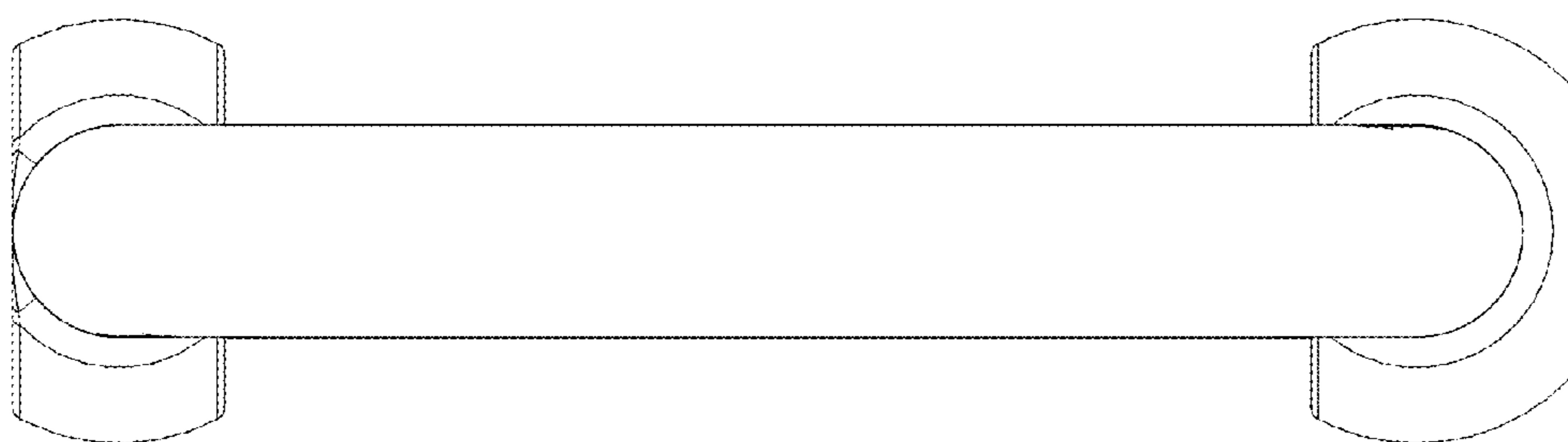


Fig. 8




Fig. 9



Fig. 10

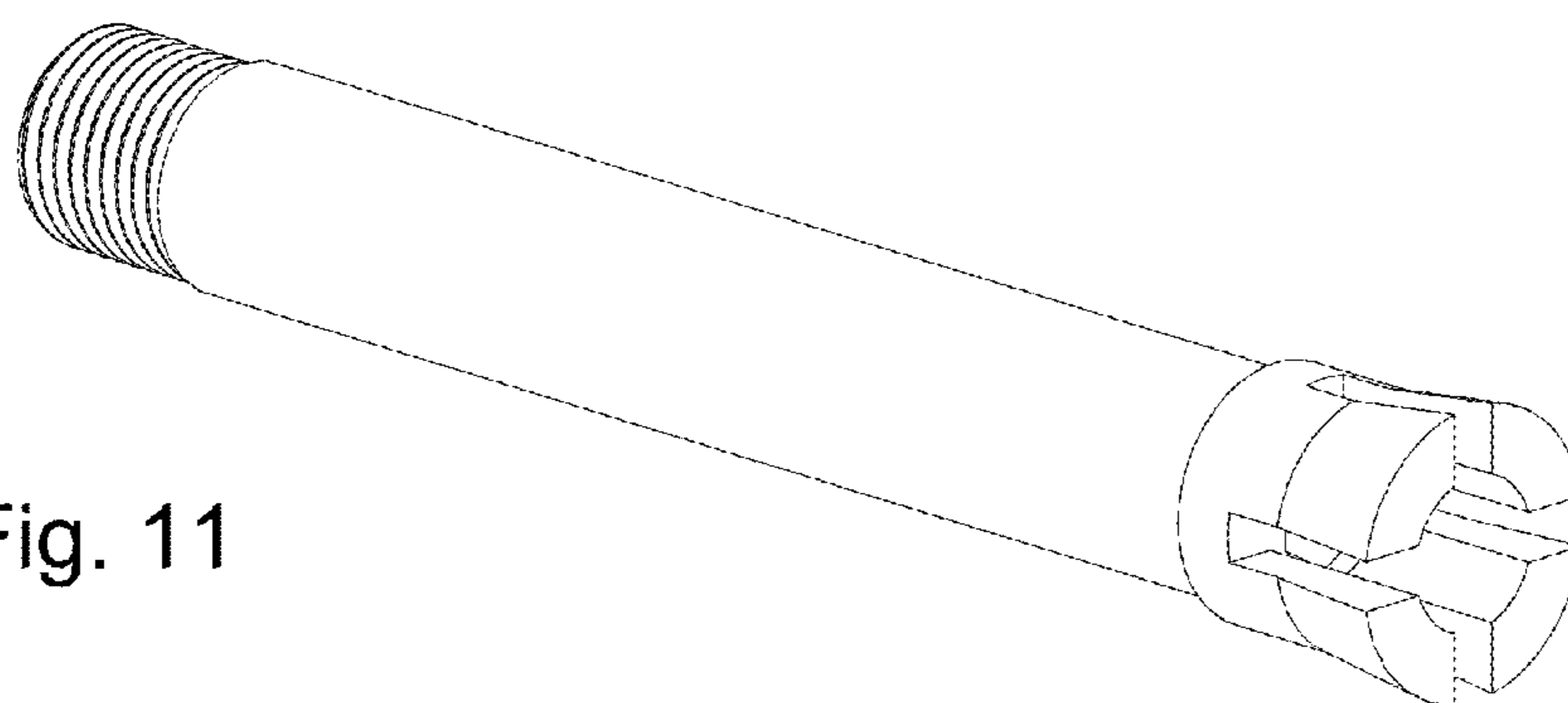


Fig. 11

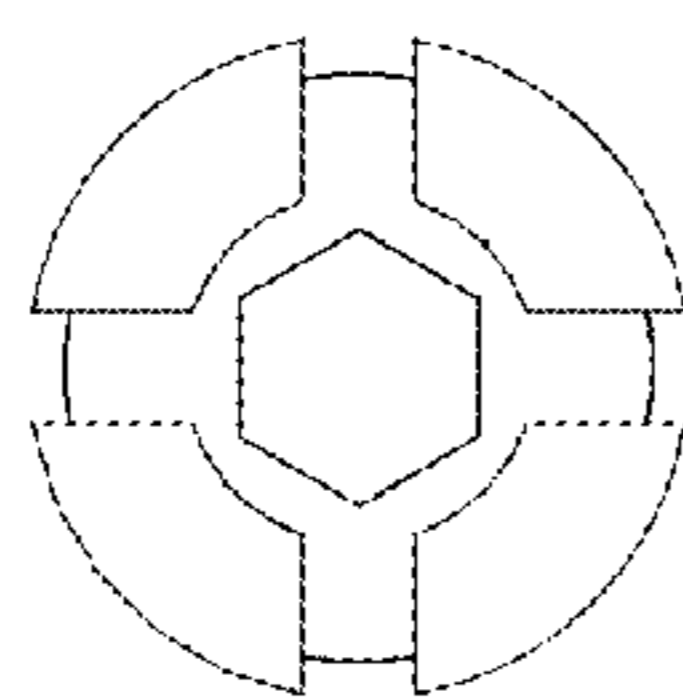


Fig. 12

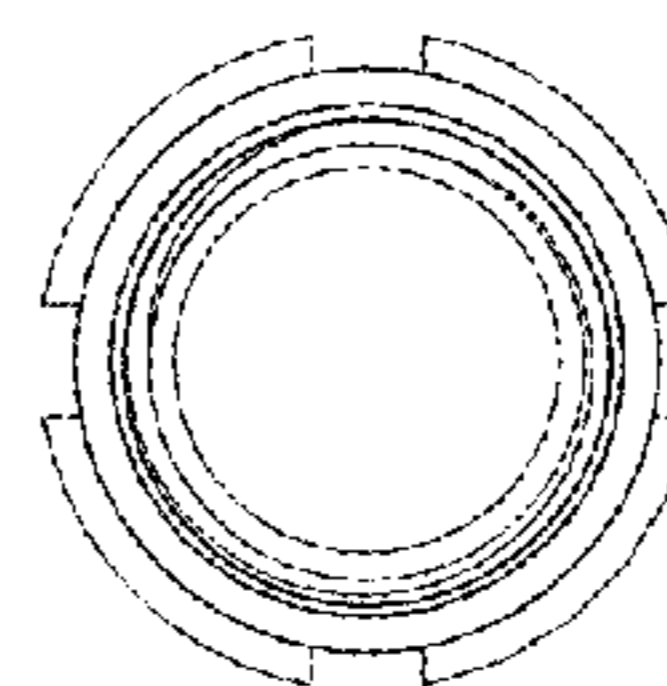


Fig. 13

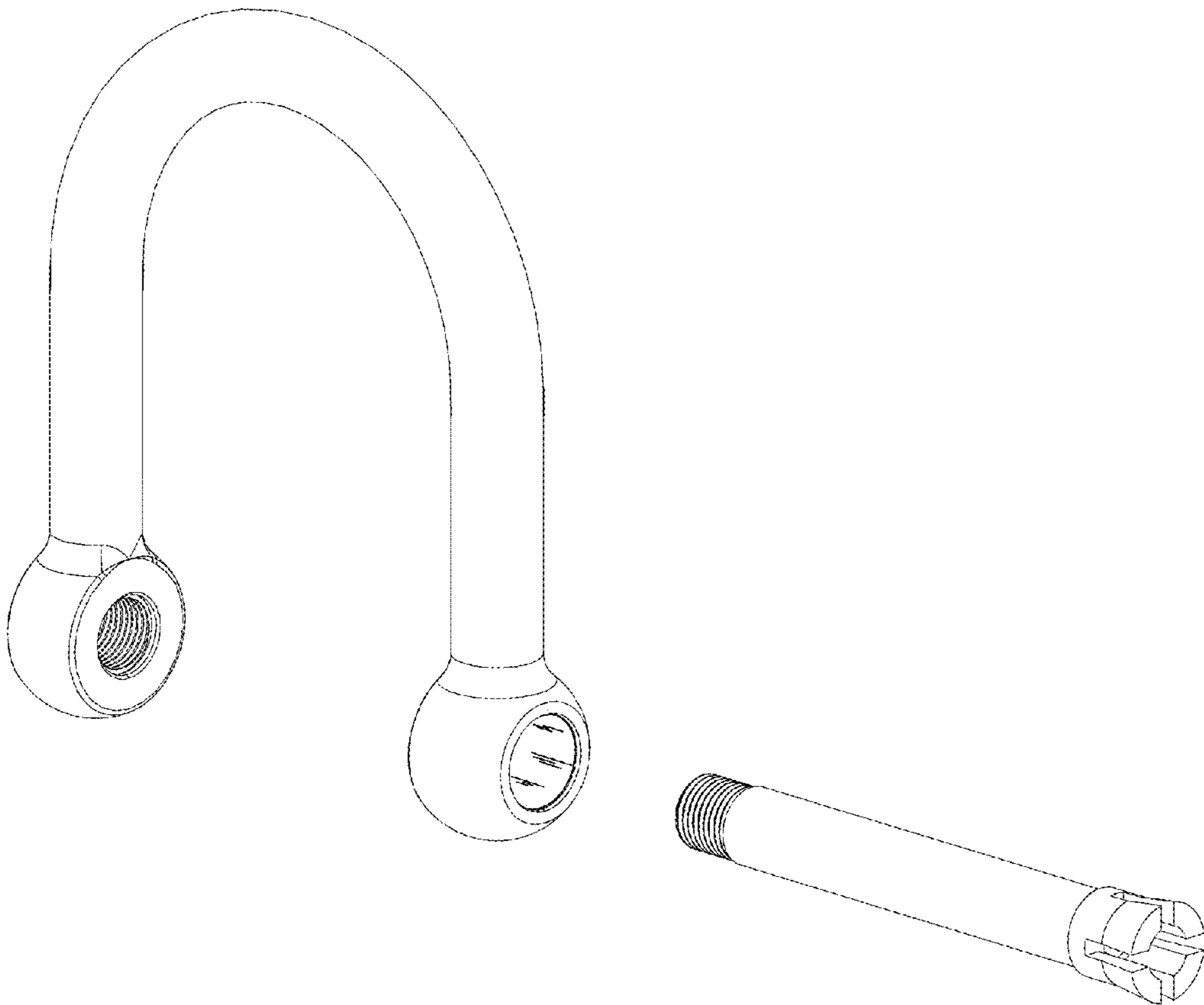


Fig. 14