



US00D708028S

(12) **United States Design Patent**
Warren

(10) **Patent No.:** **US D708,028 S**

(45) **Date of Patent:** **** Jul. 1, 2014**

(54) **BOTTLE OPENER**

(71) Applicant: **Lawrence M. Warren**, Corydon, IN
(US)

(72) Inventor: **Lawrence M. Warren**, Corydon, IN
(US)

(**) Term: **14 Years**

(21) Appl. No.: **29/442,379**

(22) Filed: **Feb. 20, 2013**

(51) **LOC (10) Cl.** **07-99**

(52) **U.S. Cl.**
USPC **D8/18**

(58) **Field of Classification Search**
USPC D7/300, 305, 319, 396; D8/18, 19, 24,
D8/25, 33, 40; D16/131, 135, 217, 304,
D16/312, 313; 220/269, 270
See application file for complete search history.

(56) **References Cited**

U.S. PATENT DOCUMENTS

D51,962 S *	4/1918	Januchowsky	D8/18
D140,183 S *	1/1945	Smith	D8/18
3,409,348 A *	11/1968	Pennimpede et al.	359/821
3,744,662 A *	7/1973	Zundel	220/269
D336,023 S *	6/1993	Alpers	D8/40
D437,753 S *	2/2001	Hastings et al.	D8/18
D494,029 S *	8/2004	Altman	D8/19

D495,223 S *	8/2004	Altman	D8/19
D625,577 S *	10/2010	Bainter	D8/347
D661,559 S *	6/2012	O'Connell et al.	D8/18
2011/0106081 A1 *	5/2011	Graham et al.	606/70

* cited by examiner

Primary Examiner — Deanna L Pratt

Assistant Examiner — Ieisha Price

(74) *Attorney, Agent, or Firm* — Carrithers Law Office,
PLLC

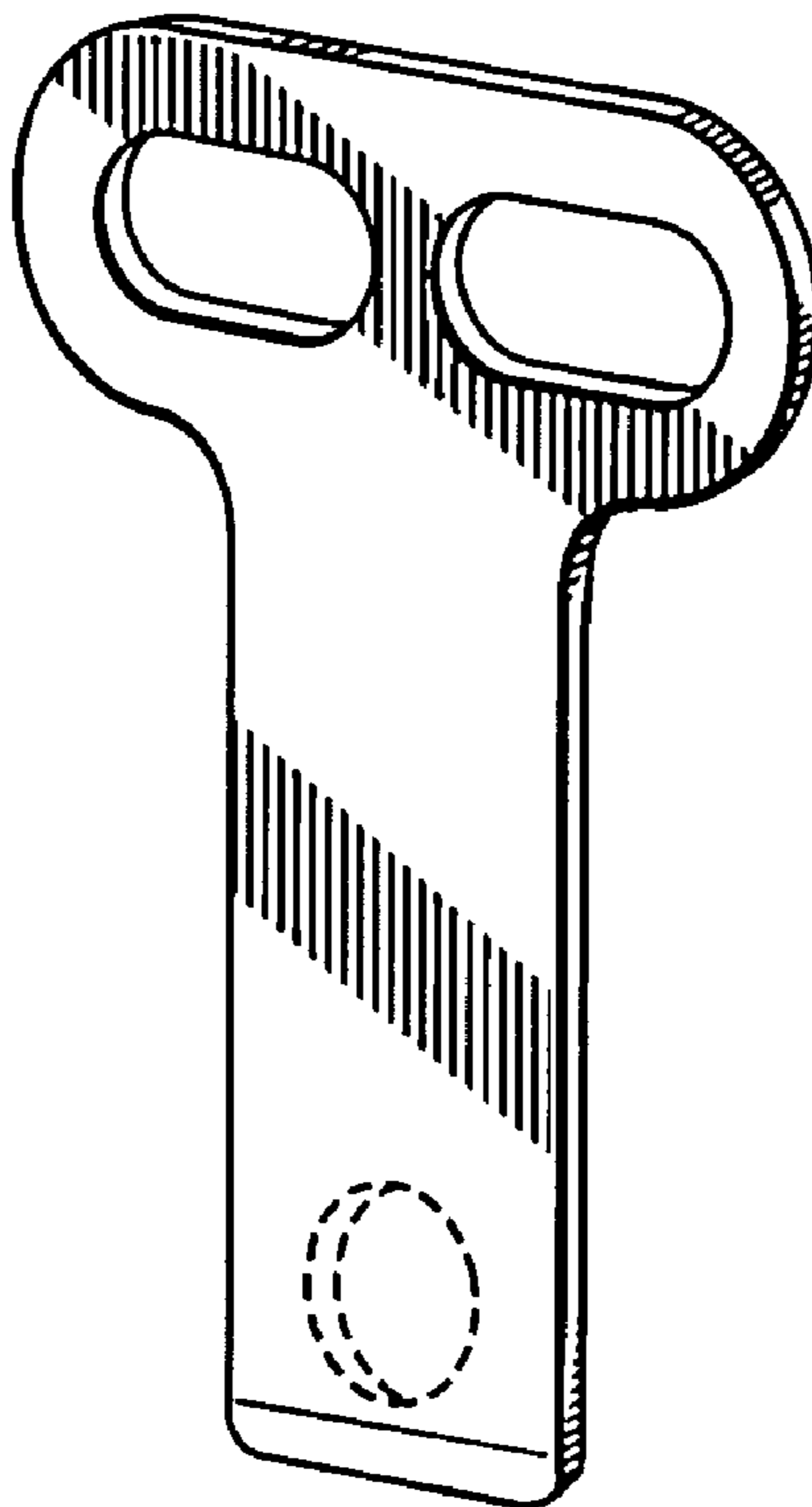
(57) **CLAIM**

The ornamental design for a bottle opener, as shown and described.

DESCRIPTION

FIG. 1 is a perspective view of a bottle opener showing my new design;
FIG. 2 is a left side view thereof;
FIG. 3 is a right side view thereof;
FIG. 4 is a rear plan view thereof;
FIG. 5 is a front plan view thereof;
FIG. 6 is a top plan view thereof; and,
FIG. 7 is a bottom plan view thereof.
The broken lines shown in the drawings of the hole represent portions of the bottle opener that form no part of the claimed design.

1 Claim, 1 Drawing Sheet



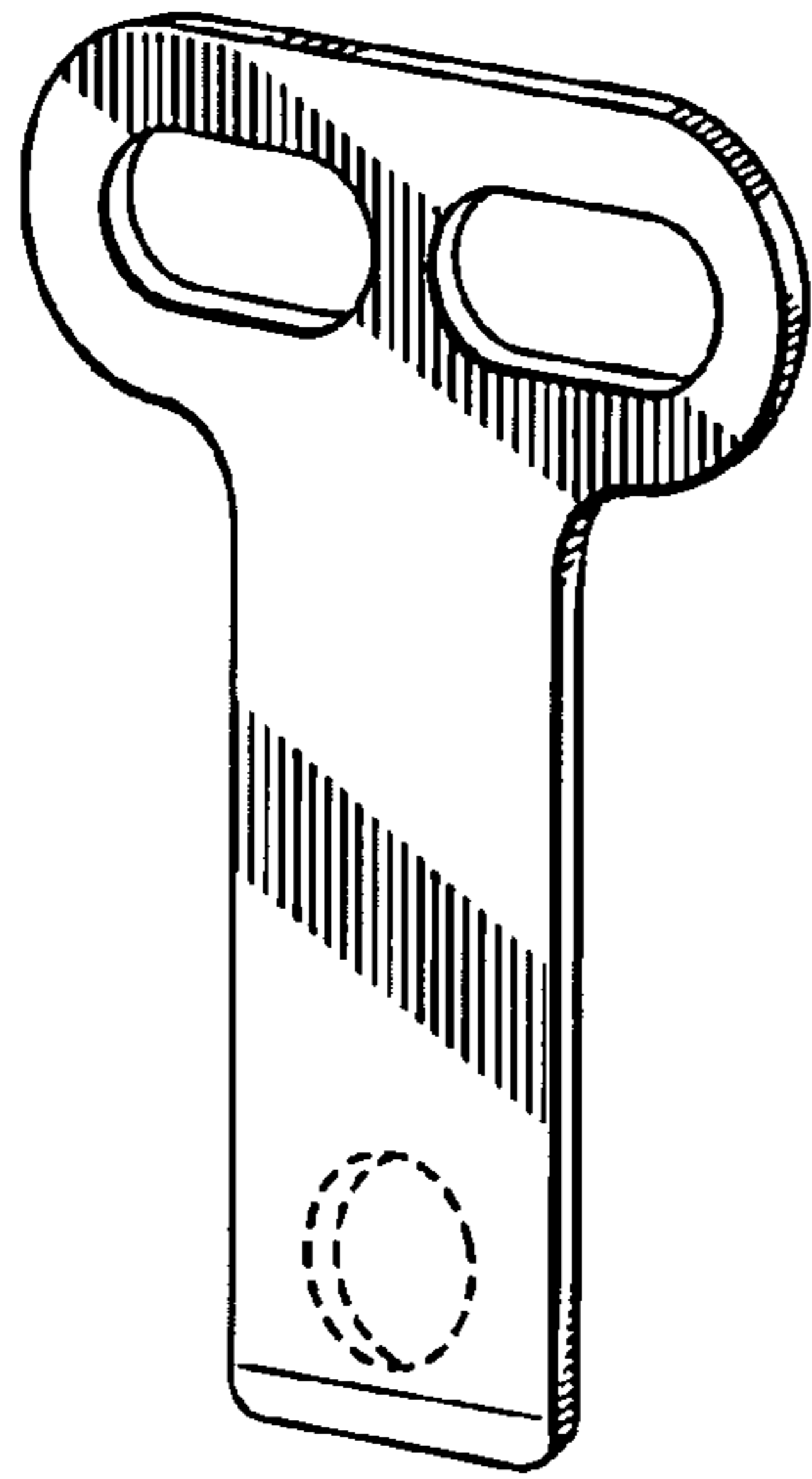


FIG. 1



FIG. 2



FIG. 3

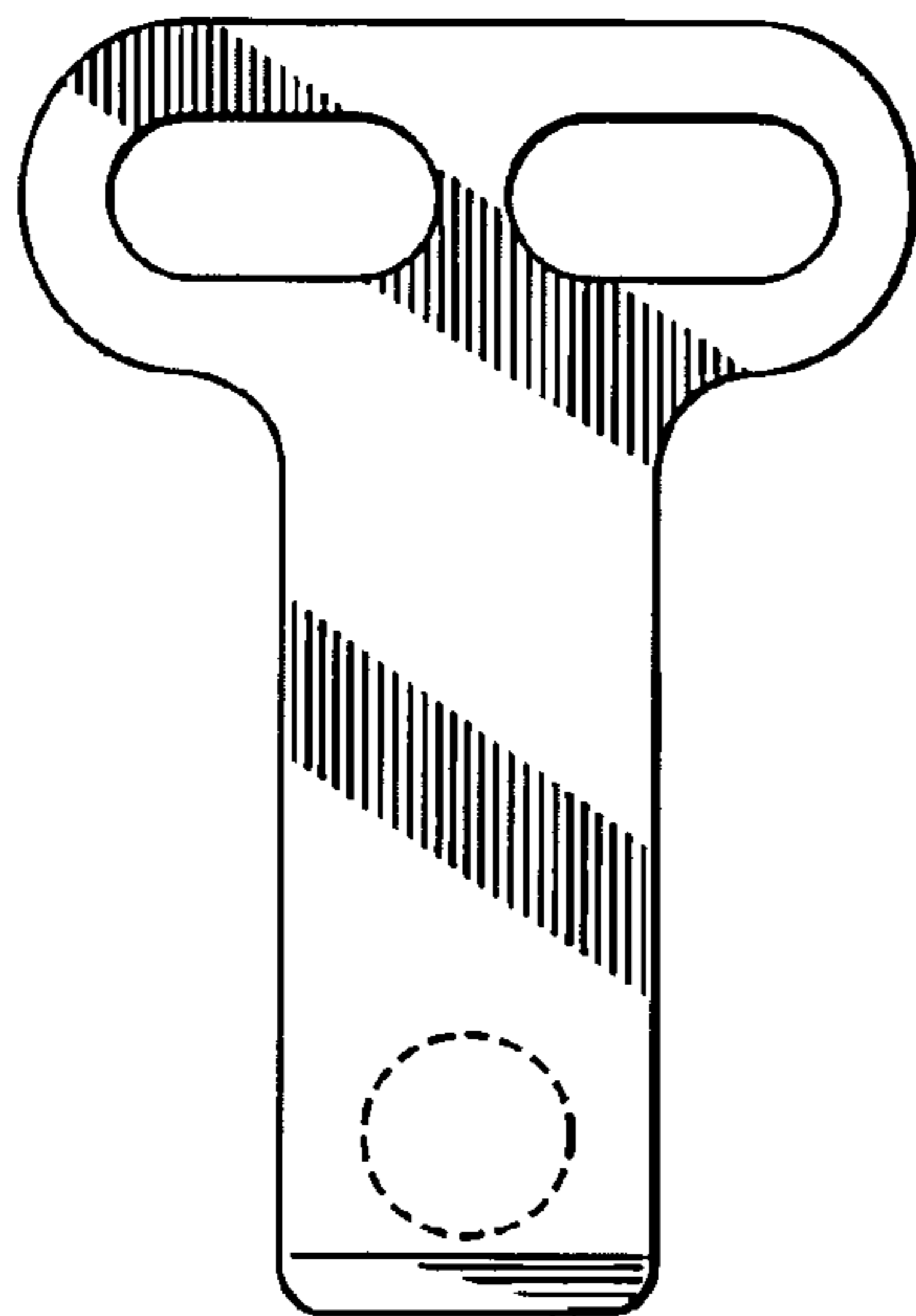


FIG. 4

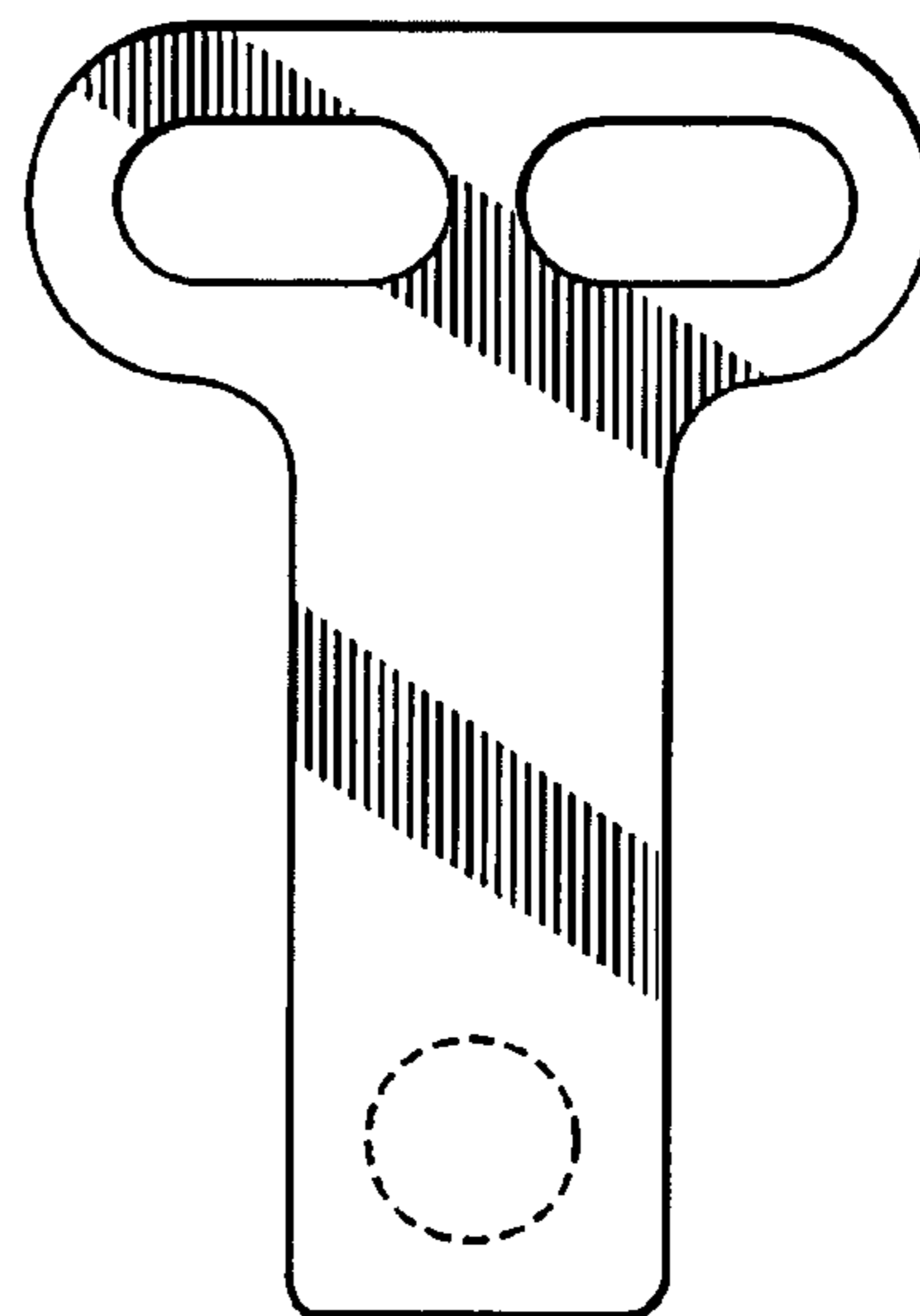


FIG. 5



FIG. 6



FIG. 7