



US00D708027S

(12) **United States Design Patent**
Ellison

(10) **Patent No.:** **US D708,027 S**
(45) **Date of Patent:** **** Jul. 1, 2014**

(54) **GARDEN TOOL**
(71) Applicant: **Brad Ellison**, Portcoquitlam (CA)
(72) Inventor: **Brad Ellison**, Portcoquitlam (CA)
(**) Term: **14 Years**
(21) Appl. No.: **29/441,042**
(22) Filed: **Dec. 31, 2012**
(51) **LOC (10) Cl.** **08-01**
(52) **U.S. Cl.**
USPC **D8/7**
(58) **Field of Classification Search**
CPC A01B 39/19; A01B 39/18; A01B 1/16
USPC D8/1, 7, 9, 11, 12; 172/376, 371-375,
172/380-381; 7/114; 294/53.5
See application file for complete search history.

4,180,289 A * 12/1979 Faine 294/53.5
4,966,238 A 10/1990 Shields
5,154,465 A 10/1992 Pakosh
6,016,876 A 1/2000 Rountree et al.
6,257,346 B1 7/2001 Schofield et al.
6,330,921 B1 12/2001 Barber
7,059,421 B2 6/2006 Gray
D588,881 S * 3/2009 Spencer D8/7
D613,135 S * 4/2010 Donald et al. D8/7
D621,669 S * 8/2010 Donald et al. D8/7
D657,212 S 4/2012 Paré et al.
2001/0045293 A1 11/2001 Tam

* cited by examiner

Primary Examiner — Sheryl Lane
(74) *Attorney, Agent, or Firm* — Montgomery Patent & Design; Robert C. Montgomery

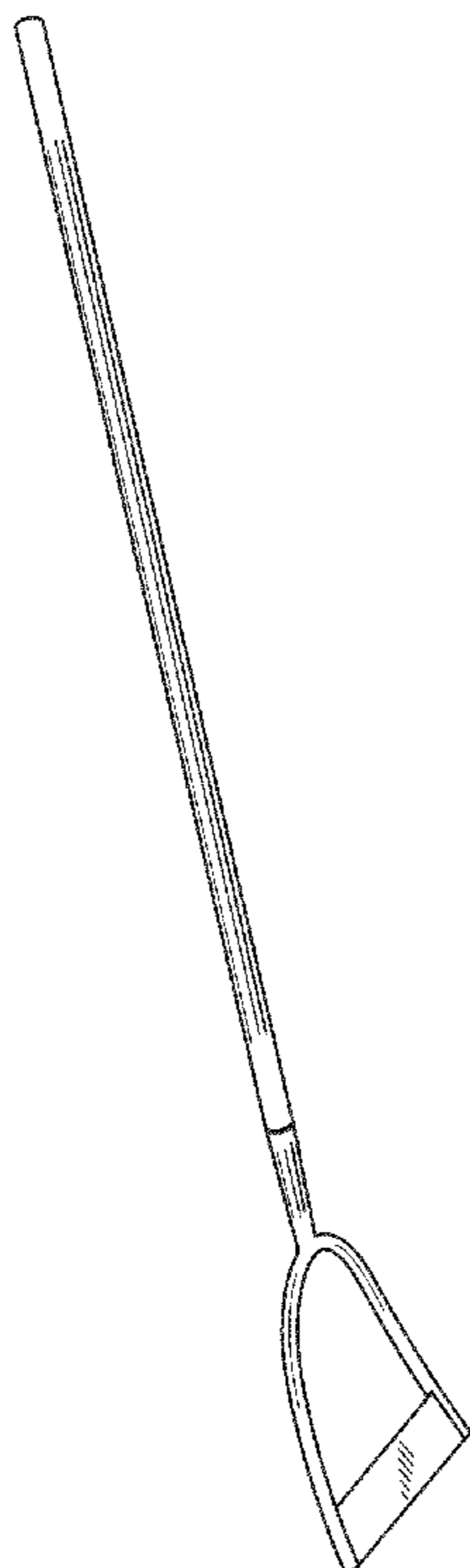
(57) **CLAIM**
The ornamental design for a garden tool, as shown and described.

DESCRIPTION

FIG. 1 is a front perspective view of a garden tool, showing my new design;
FIG. 2 is a front view thereof;
FIG. 3 is a left hand side view thereof, wherein a right hand side view is a mirror image thereof;
FIG. 4 is a top view thereof; and,
FIG. 5 is a bottom view thereof.

1 Claim, 4 Drawing Sheets

(56) **References Cited**
U.S. PATENT DOCUMENTS
654,904 A 7/1900 Marchant
1,166,831 A * 1/1916 Grotzky 172/381
1,466,168 A 8/1923 Holton
1,939,837 A 12/1933 Ward
2,210,440 A 8/1940 Aviary
2,439,524 A 4/1948 Moore
2,873,809 A * 2/1959 Loomis 172/376
D222,574 S * 11/1971 Felden D8/7



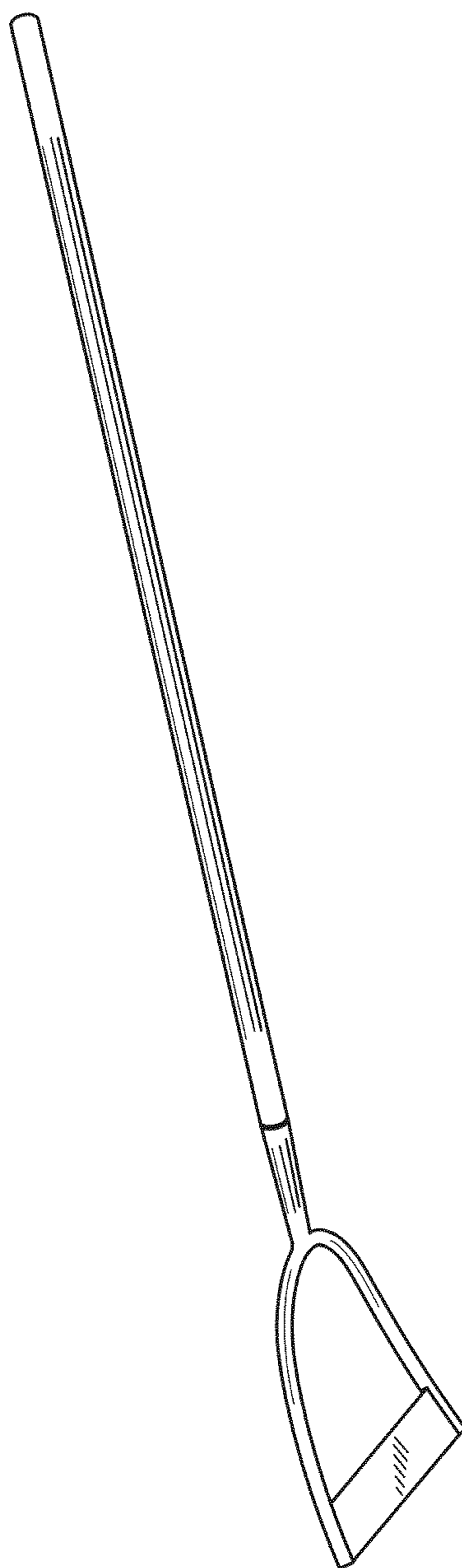


Fig. 1

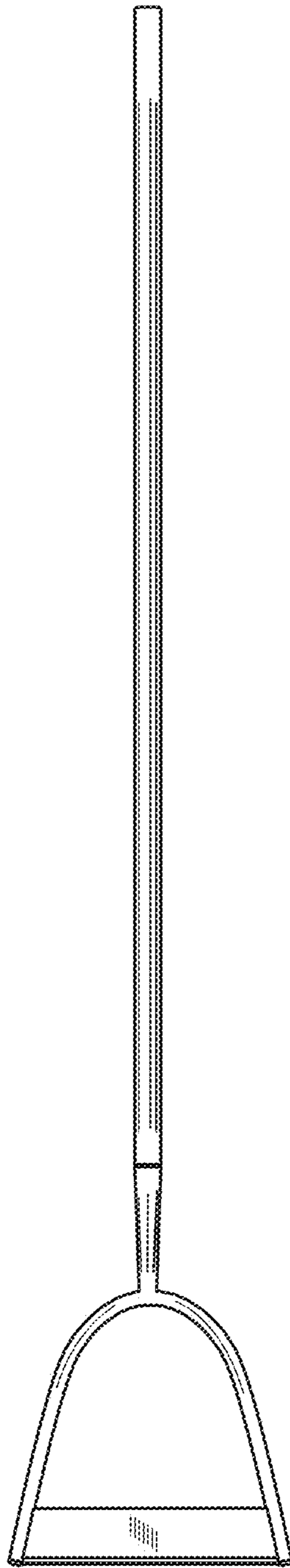


Fig. 2




Fig. 3

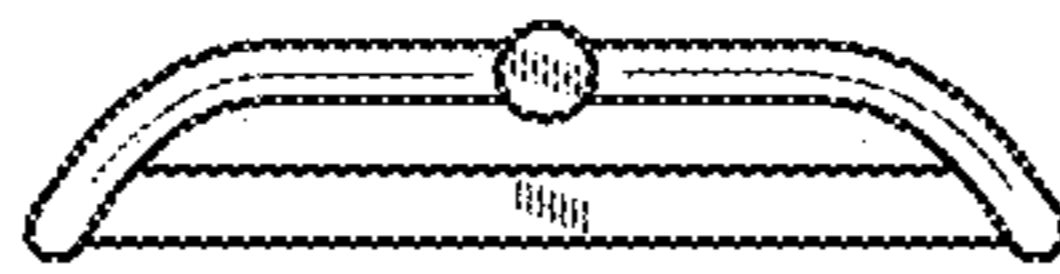


Fig. 4



Fig. 5