



US00D708025S

(12) **United States Design Patent**  
**Cloutier et al.**

(10) **Patent No.:** **US D708,025 S**

(45) **Date of Patent:** **\*\* Jul. 1, 2014**

(54) **SCRAPER SPOON SPATULA**

(71) Applicant: **Magellan Group, Ltd.**, Blaine, WA (US)

(72) Inventors: **Andre Dean Cloutier**, Blaine, WA (US);  
**Adriana Collins**, Blaine, WA (US);  
**Debra Lynne Sasken-Duff**, Blaine, WA (US);  
**Justin Riehl**, Blaine, WA (US)

(73) Assignee: **Magellan Group, Ltd.**, Blaine, WA (US)

(\*\*) Term: **14 Years**

(21) Appl. No.: **29/435,510**

(22) Filed: **Oct. 24, 2012**

(51) **LOC (10) Cl.** ..... **07-02**

(52) **U.S. Cl.**  
USPC ..... **D7/688**

(58) **Field of Classification Search**  
USPC ..... D7/688, 669, 689, 691, 368; D32/40,  
D32/46; 15/245.1, 236.01, 236.07; 294/7, 8;  
416/22, 3 R, 231 A, 231 B  
See application file for complete search history.

(56) **References Cited**

U.S. PATENT DOCUMENTS

D360,561 S \* 7/1995 Littledeer ..... D7/688  
D388,286 S \* 12/1997 Fox ..... D7/653  
D498,989 S \* 11/2004 White et al. .... D7/688

D618,070 S \* 6/2010 Jalet et al. .... D7/691  
D628,448 S \* 12/2010 Genatossio ..... D7/691  
2007/0050986 A1 \* 3/2007 Foster et al. .... 30/142

\* cited by examiner

*Primary Examiner* — Terry Wallace

(74) *Attorney, Agent, or Firm* — Dwayne E. Rogge; Schacht Law Office, Inc.

(57) **CLAIM**

The ornamental design for a scraper spoon spatula, as shown and described.

**DESCRIPTION**

FIG. 1 is an isometric view of the scraper spoon spatula showing our new design.

FIG. 2 is a rear view thereof.

FIG. 3 is a rear detail view thereof showing contour lines.

FIG. 4 is bottom view thereof.

FIG. 5 is top view thereof.

FIG. 6 is a side view with the opposing side view being a mirror image thereof.

FIG. 7 is a front detail view thereof showing contour lines.


FIG. 8 is a section surface view taken along line 8-8 of FIG. 2.

FIG. 9 is a section surface view taken along line 9-9 of FIG. 2; and,

FIG. 10 front view thereof.

The broken lines shown in the drawings are for illustrative purposes only and form no part of the claimed design.

**1 Claim, 9 Drawing Sheets**






Fig. 1




Fig. 2




Fig. 3

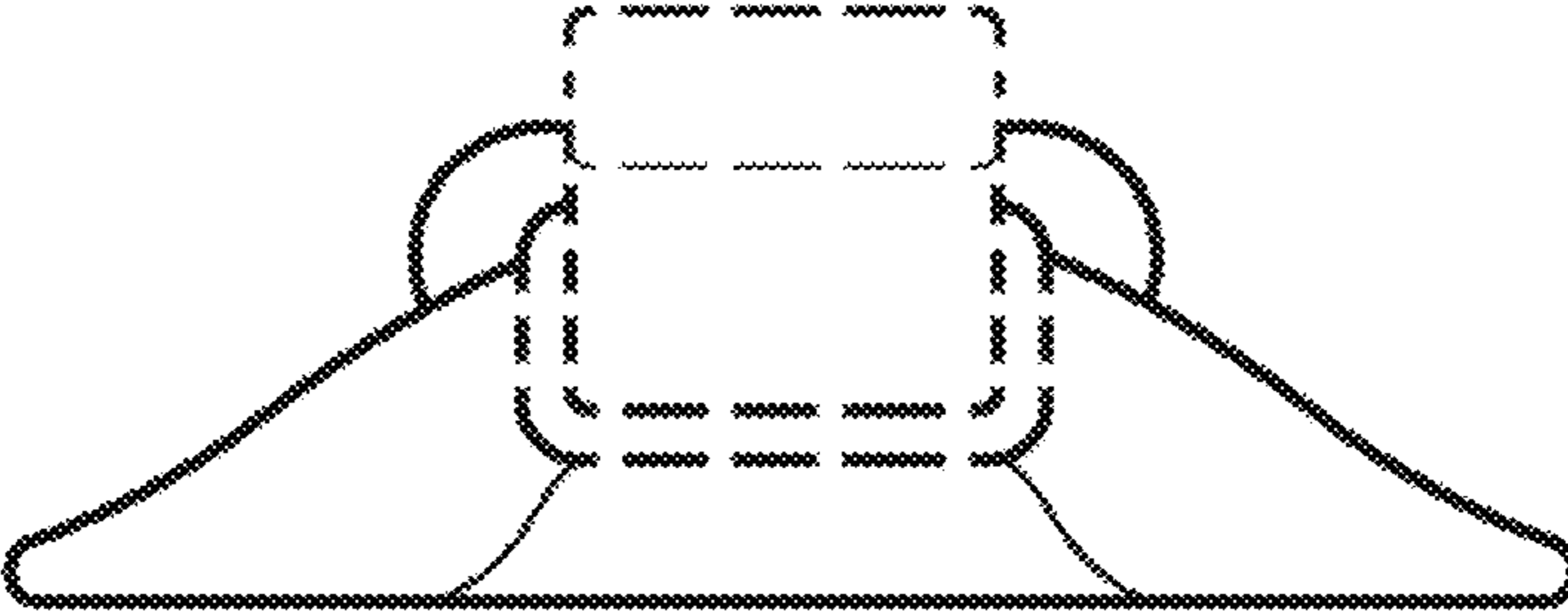


Fig. 4

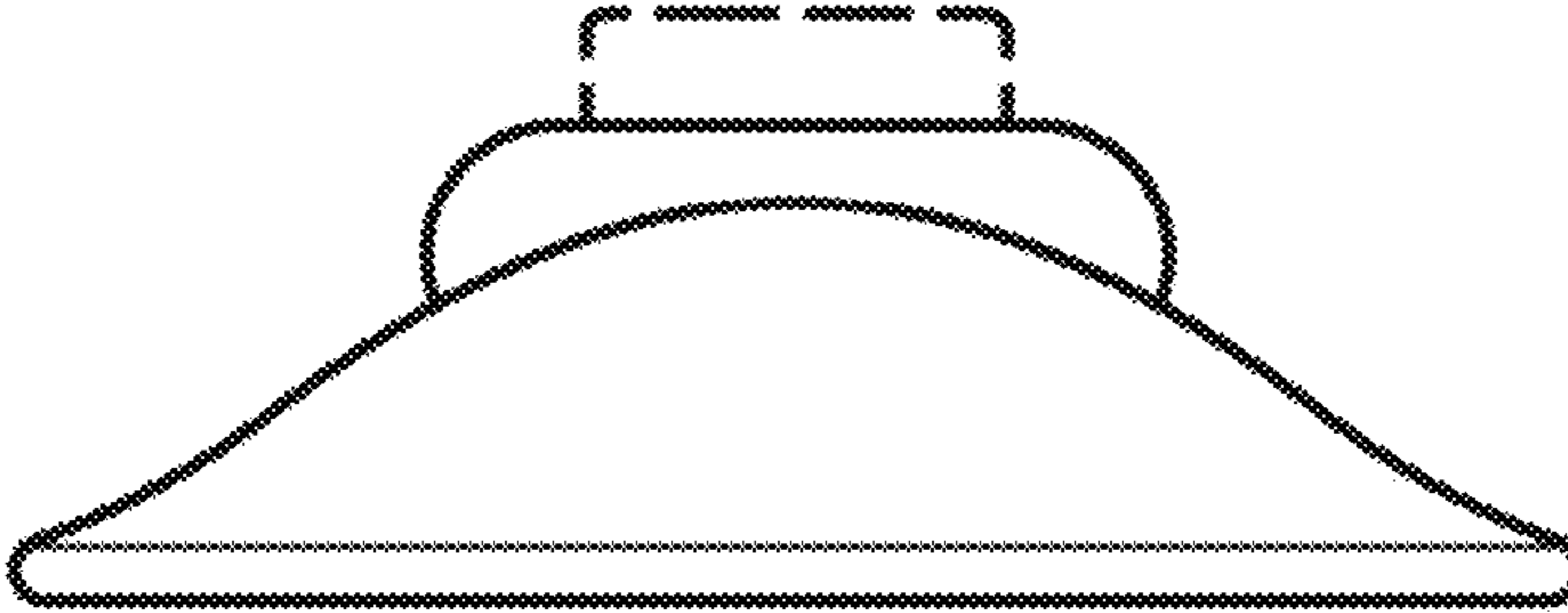


Fig. 5

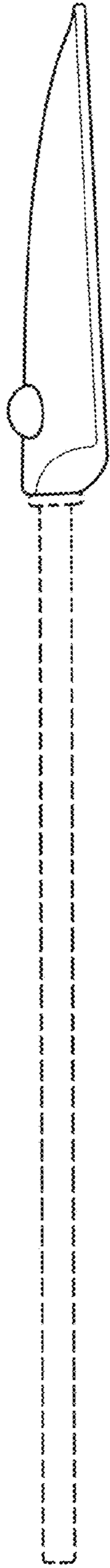


Fig. 6

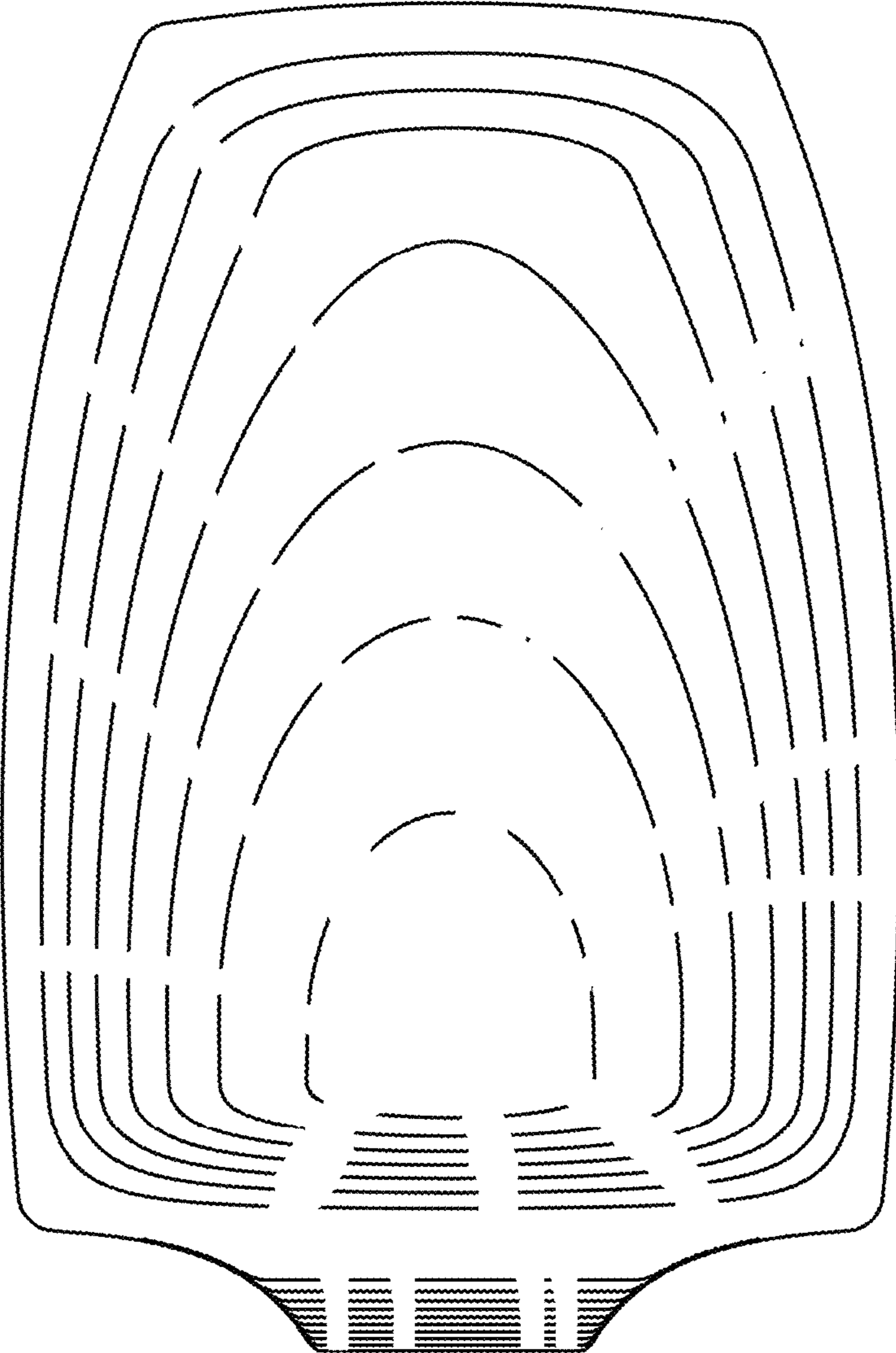


Fig. 7

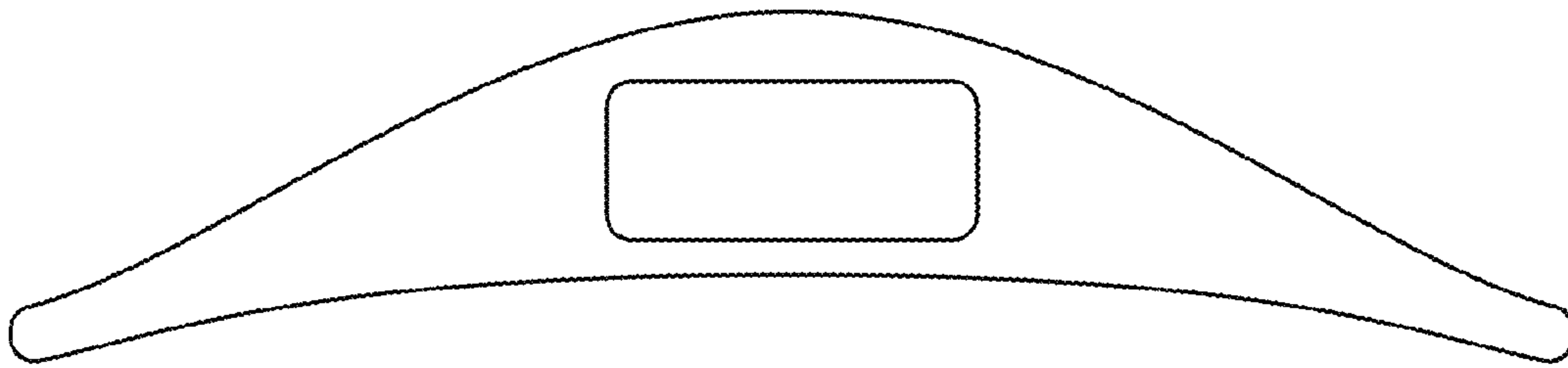


Fig. 8



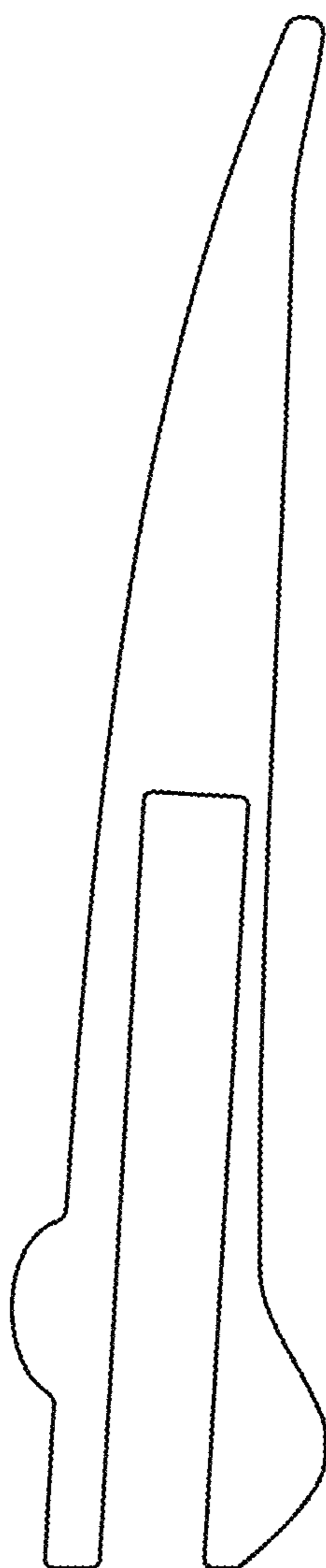


Fig. 9




Fig. 10