



US00D708011S

(12) **United States Design Patent**
Liberatore

(10) **Patent No.:** **US D708,011 S**

(45) **Date of Patent:** **** Jul. 1, 2014**

(54) **TAP HANDLE**

(71) Applicant: **MillerCoors LLC**, Wilmington (DE)

(72) Inventor: **Paul A. Liberatore**, St. Louis, MO (US)

(73) Assignee: **MillerCoors LLC**, Wilmington, DE (US)

(**) Term: **14 Years**

(21) Appl. No.: **29/439,560**

(22) Filed: **Dec. 12, 2012**

(51) **LOC (10) Cl.** **07-01**

(52) **U.S. Cl.**
USPC **D7/398; D7/397; D7/395**

(58) **Field of Classification Search**
CPC B67D 1/0084; B67D 1/0086
USPC D7/300, 395, 398, 397, 393; D8/21,
D8/107; 16/DIG. 18, DIG. 19; 222/400.7,
222/505

See application file for complete search history.

(56) **References Cited**

U.S. PATENT DOCUMENTS

D170,953 S *	11/1953	Turak	D7/398
D187,416 S *	3/1960	Lewis	D7/398
D204,058 S *	3/1966	Collins	D8/308
D271,368 S	11/1983	Belland et al.		
D280,880 S	10/1985	Schweres		
D304,665 S	11/1989	Start		
D345,104 S *	3/1994	Bareiss	D9/529
D352,637 S	11/1994	Ugolini		
D354,656 S *	1/1995	Strawbridge	D7/398
D396,994 S	8/1998	Carrino		
D411,710 S	6/1999	Watters et al.		
D475,241 S	6/2003	Mattiuazzo		
D475,888 S	6/2003	Celli		

D485,121 S	1/2004	Ahlgrim et al.		
7,096,617 B2	8/2006	Bydalek et al.		
D590,207 S	4/2009	Bronwasser		
D619,849 S *	7/2010	Power	D7/398
D624,358 S	9/2010	Maufette et al.		
D633,753 S	3/2011	White		
D636,224 S *	4/2011	Shin	D7/398
D701,437 S *	3/2014	Macor	D8/21
D701,438 S *	3/2014	Macor	D8/21

* cited by examiner

Primary Examiner — Marianne Pandozzi

(74) *Attorney, Agent, or Firm* — Quarles & Brady LLP

(57) **CLAIM**

The ornamental design for a tap handle, as shown and described.

DESCRIPTION

FIG. 1 is a top, right, front perspective view of an embodiment of a tap handle embodying my new design;

FIG. 2 is a front elevational view thereof, the rear elevational view being identical to the front elevational view, the left side elevational view being identical to the front elevational view, the right side elevational view being identical to the front elevational view;

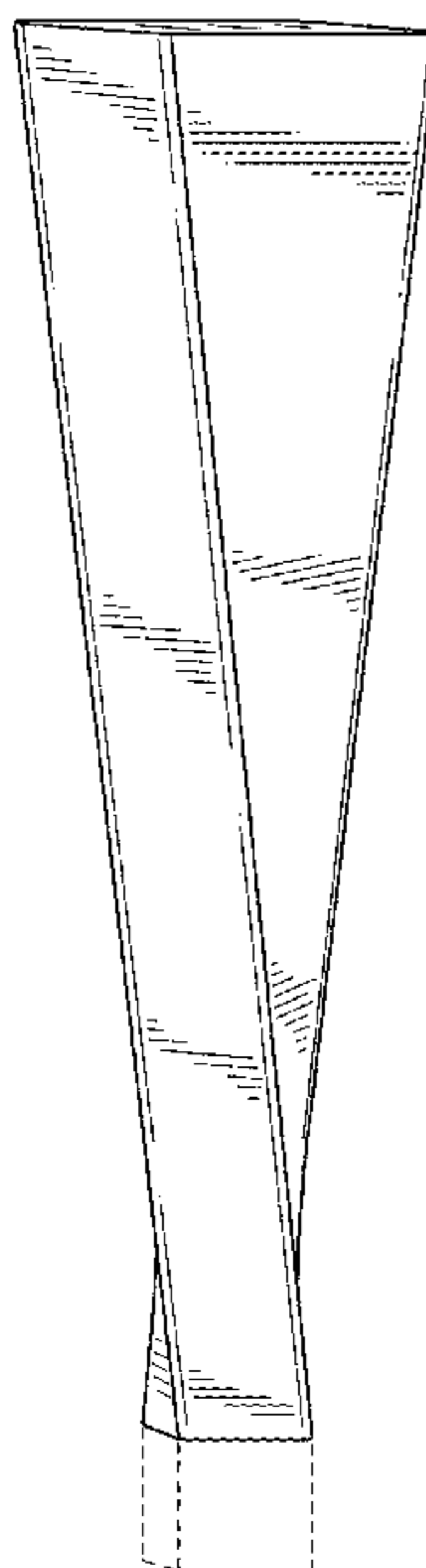
FIG. 3 is a top plan view thereof; and,

FIG. 4 is a bottom plan view thereof taken along line 4-4 of FIG. 2.

The broken line representations in the views are for illustrative purposes only and form no part of the claimed design. Dash-dot broken lines represent the boundary between claimed and unclaimed areas and form no part of the claimed design.

In a preferred embodiment, the nature of the product is a tap handle for a beverage dispensing valve.

1 Claim, 3 Drawing Sheets



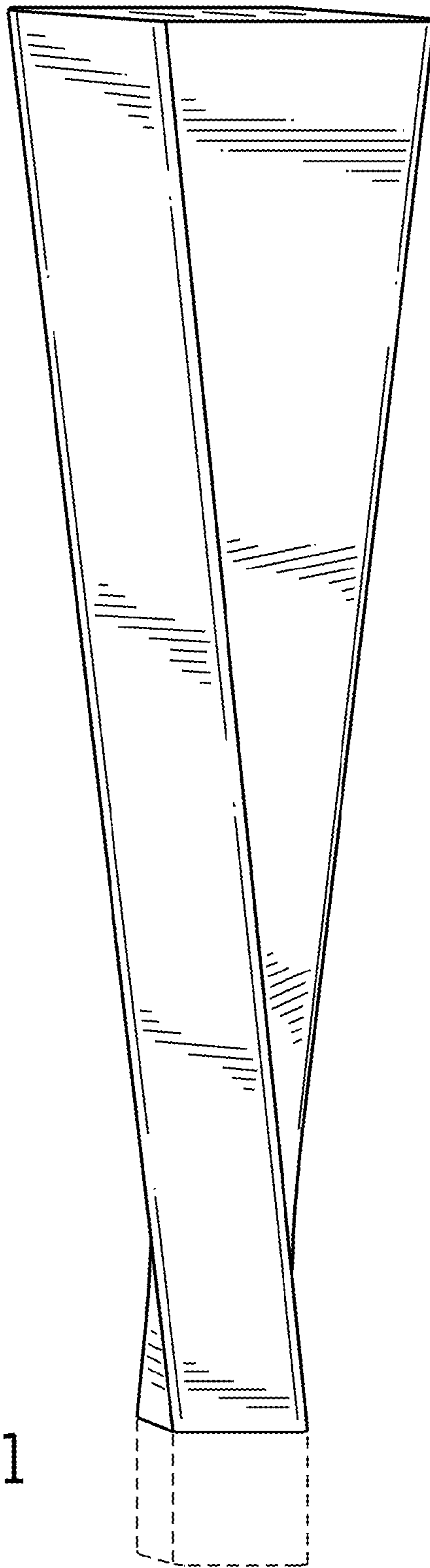


FIG. 1

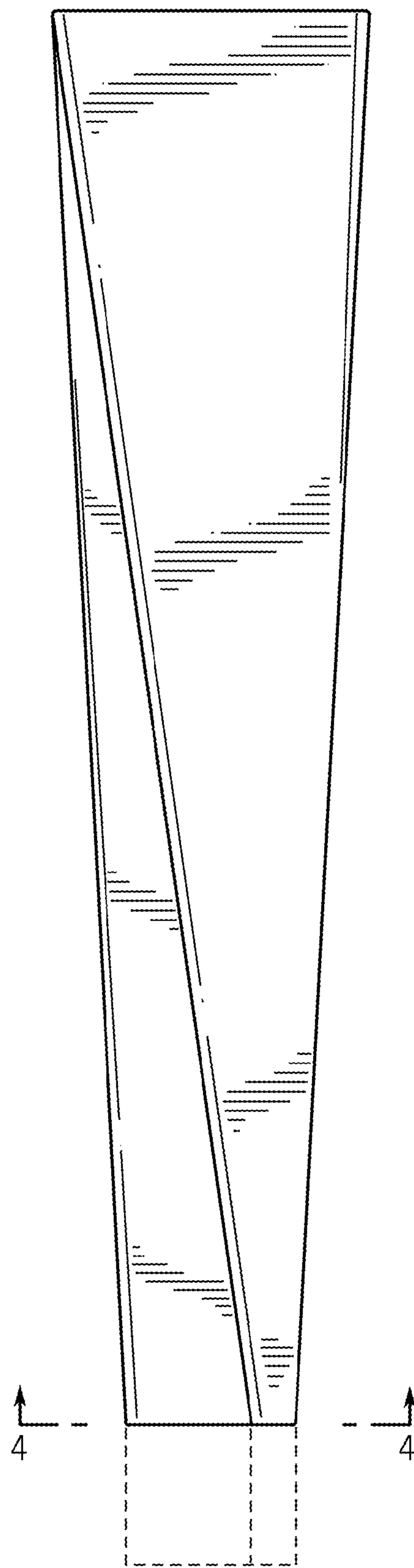


FIG. 2

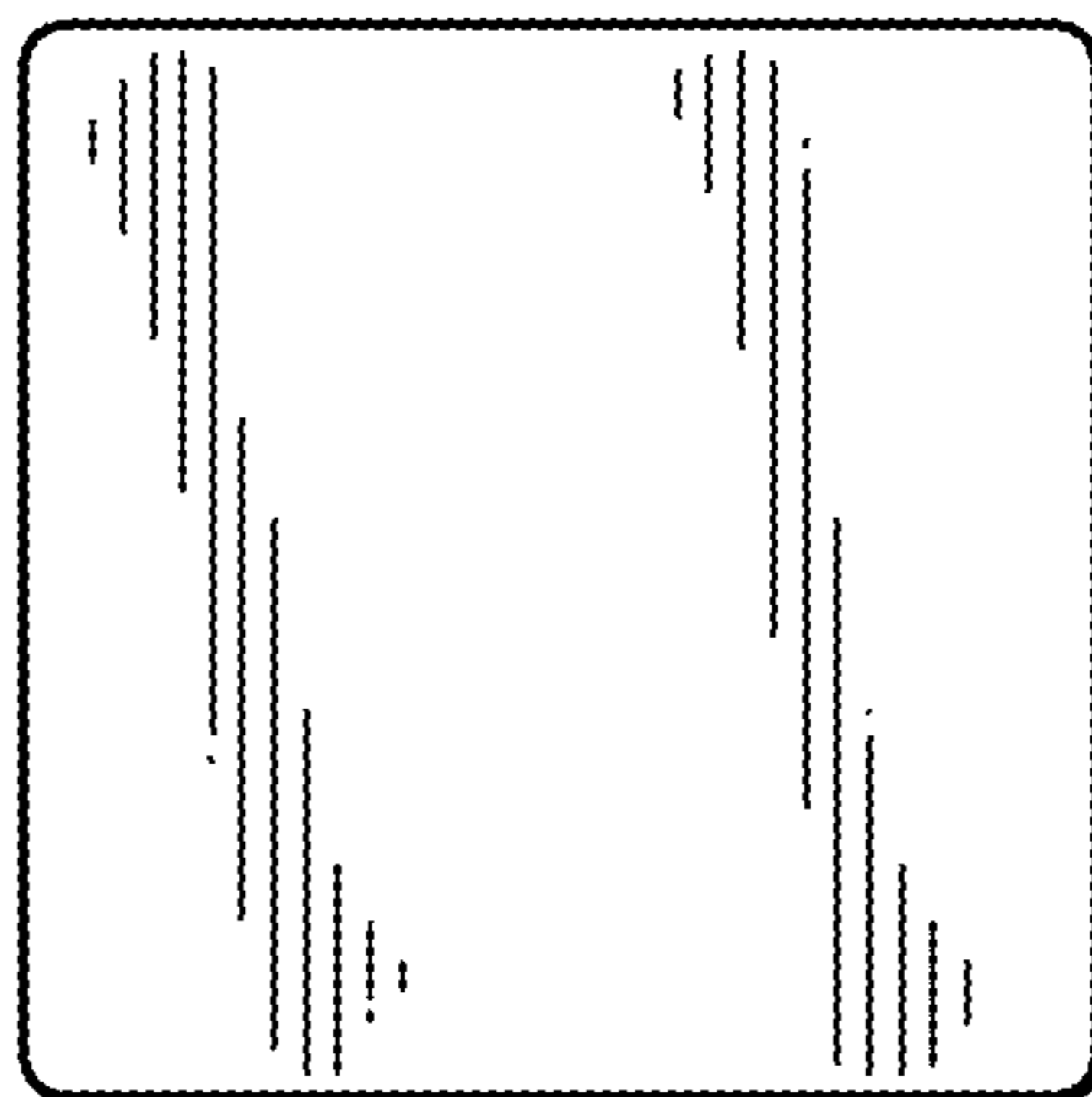


FIG. 3

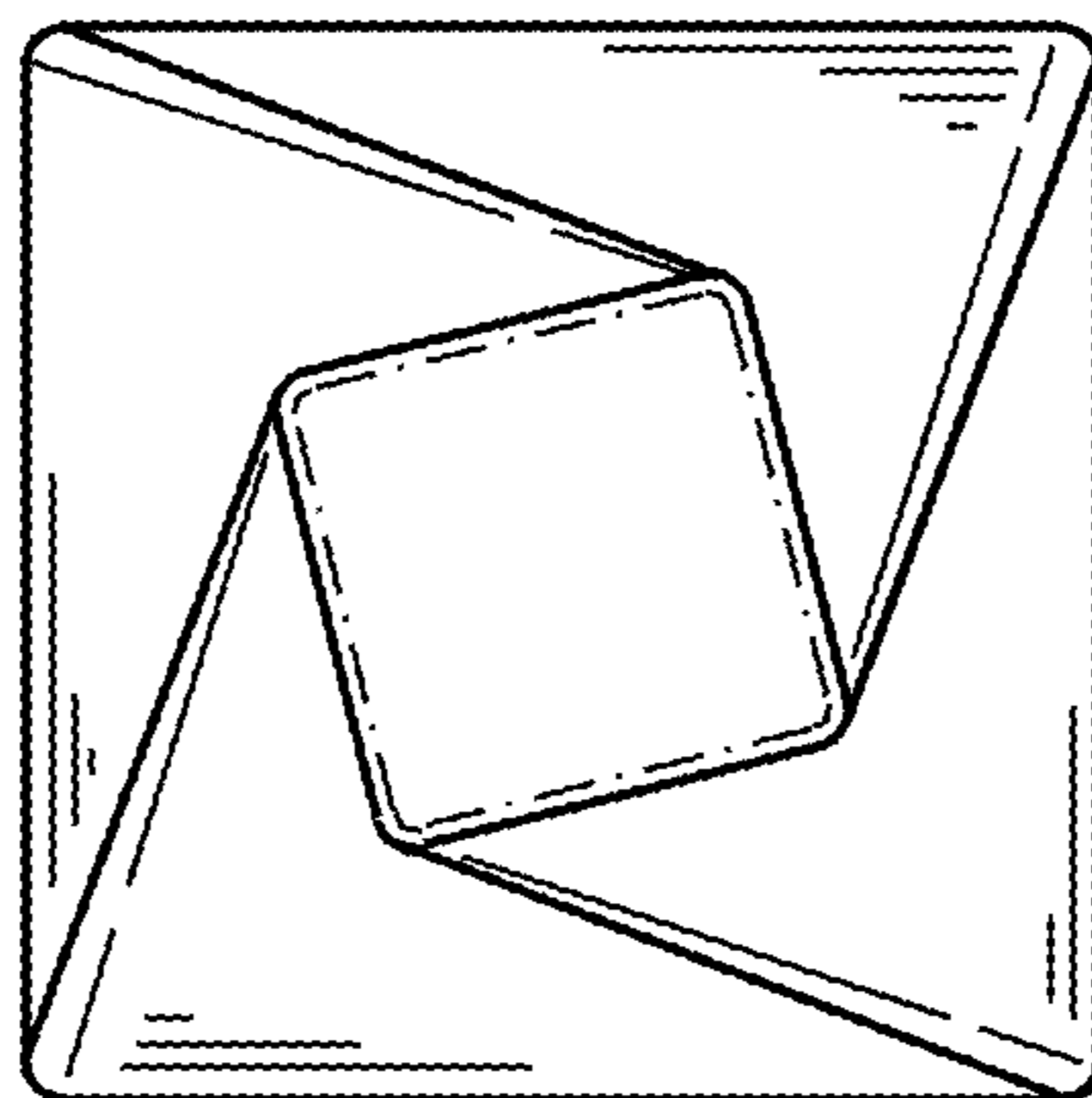


FIG. 4