



US00D708009S

(12) **United States Design Patent**
Gillette et al.

(10) **Patent No.:** **US D708,009 S**
(45) **Date of Patent:** **** Jul. 1, 2014**

(54) **INSIDE SNAP ON LID FOR DISPOSABLE
STAND MIXER BOWL LINER**

(71) Applicant: **Whirlpool Corporation**, Benton Harbor,
MI (US)

(72) Inventors: **Thomas A. Gillette**, Stevensville, MI
(US); **Paul S. Paget**, Benton Harbor, MI
(US)

(73) Assignee: **Whirlpool Corporation**, Benton Harbor,
MI (US)

(**) Term: **14 Years**

(21) Appl. No.: **29/447,175**

(22) Filed: **Mar. 1, 2013**

(51) **LOC (10) Cl.** **07-02**

(52) **U.S. Cl.**
USPC **D7/391; D7/378; D7/379; D7/384**

(58) **Field of Classification Search**
USPC D7/307, 323, 329-332, 339, 346-347,
D7/350.1-350.4, 353-367, 376-384,
D7/391-392, 392.1, 393, 395, 402, 406,
D7/409, 538-545, 553.6, 555, 557,
D7/584-587, 600-614, 629, 665-667;
D9/443-447, 504; D23/209; D24/224;
99/324-325, 331-343, 369, 400-418,
99/422, 425, 426, 440, 451, 483; 126/37 R,
126/261, 373.1, 374.1, 378.1, 381.1, 385.1;
206/501-505, 507-508; 219/400, 405,
219/429-442, 620-624, 725, 730-735;
220/203.05, 203.07, 203.09, 210,
220/254.3, 298, 315-316, 573.1-573.5,
220/575, 912; 426/438, 441

See application file for complete search history.

(56) **References Cited**

U.S. PATENT DOCUMENTS

D63,551 S *	12/1923	Beavers	D9/443
2,765,832 A	10/1956	Tupper		
2,913,140 A *	11/1959	Vuilleminot	220/210
4,015,945 A	4/1977	Frankel et al.		
4,076,207 A	2/1978	Austin		
D306,199 S *	2/1990	Meissner	D23/209
D336,817 S *	6/1993	Wilcox, Jr.	D7/392
D345,485 S *	3/1994	Leung	D7/360
D479,951 S *	9/2003	Segura	D7/608

(Continued)

FOREIGN PATENT DOCUMENTS

DE	29713859 U1	10/1997
DE	102007043726 A1	4/2009
GB	2319951 A	6/1998
KR	200443559 Y1	2/2009

Primary Examiner — Ricky Pham

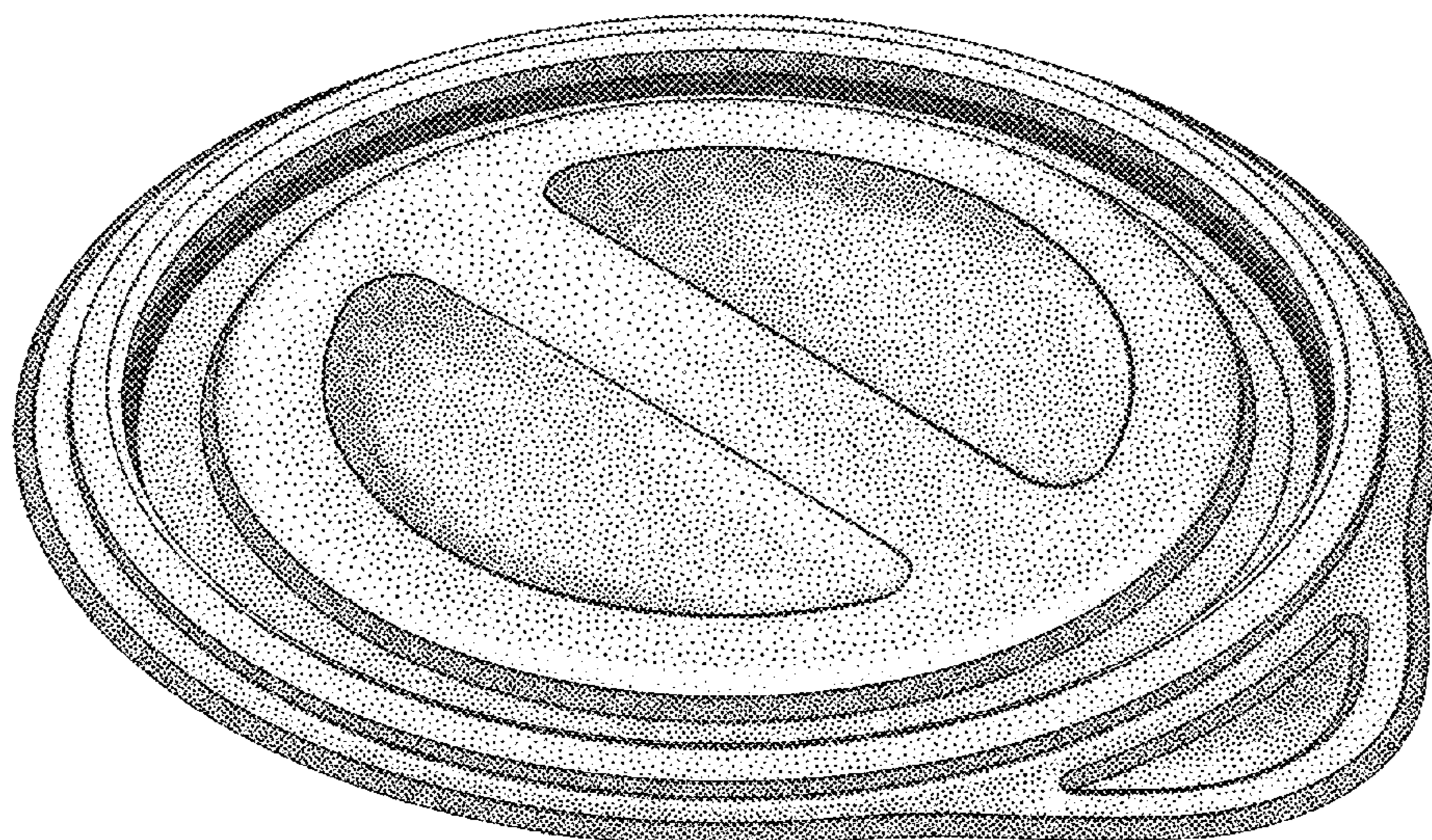
(57) **CLAIM**

We claim the ornamental design for an inside snap on lid for disposable stand mixer bowl liner, as shown and described.

DESCRIPTION

FIG. 1 is a top perspective view of the inside snap on lid for disposable stand mixer bowl liner of our design;
FIG. 2 is a bottom perspective view of the inside snap on lid for disposable stand mixer bowl liner of FIG. 1;
FIG. 3 is a first side elevational view of the inside snap on lid for disposable stand mixer bowl liner;
FIG. 4 is a second side elevational view of the inside snap on lid for disposable stand mixer bowl liner;
FIG. 5 is a third side elevational view of the inside snap on lid for disposable stand mixer bowl liner;
FIG. 6 is a top plan view of the inside snap on lid for disposable stand mixer bowl liner; and,
FIG. 7 is a bottom plan view of the inside snap on lid for disposable stand mixer bowl liner.

1 Claim, 4 Drawing Sheets



US D708,009 S

Page 2

(56)

References Cited

U.S. PATENT DOCUMENTS

D543,411 S * 5/2007 Rittberg D7/354
D612,196 S * 3/2010 Furlong D7/392.1
D612,240 S * 3/2010 Cresswell et al. D9/504

D630,475 S * 1/2011 Lu D7/629
D641,206 S * 7/2011 Heiberg et al. D7/391
D684,813 S * 6/2013 Eyal D7/392
D696,790 S * 12/2013 Nemeth D24/224

* cited by examiner

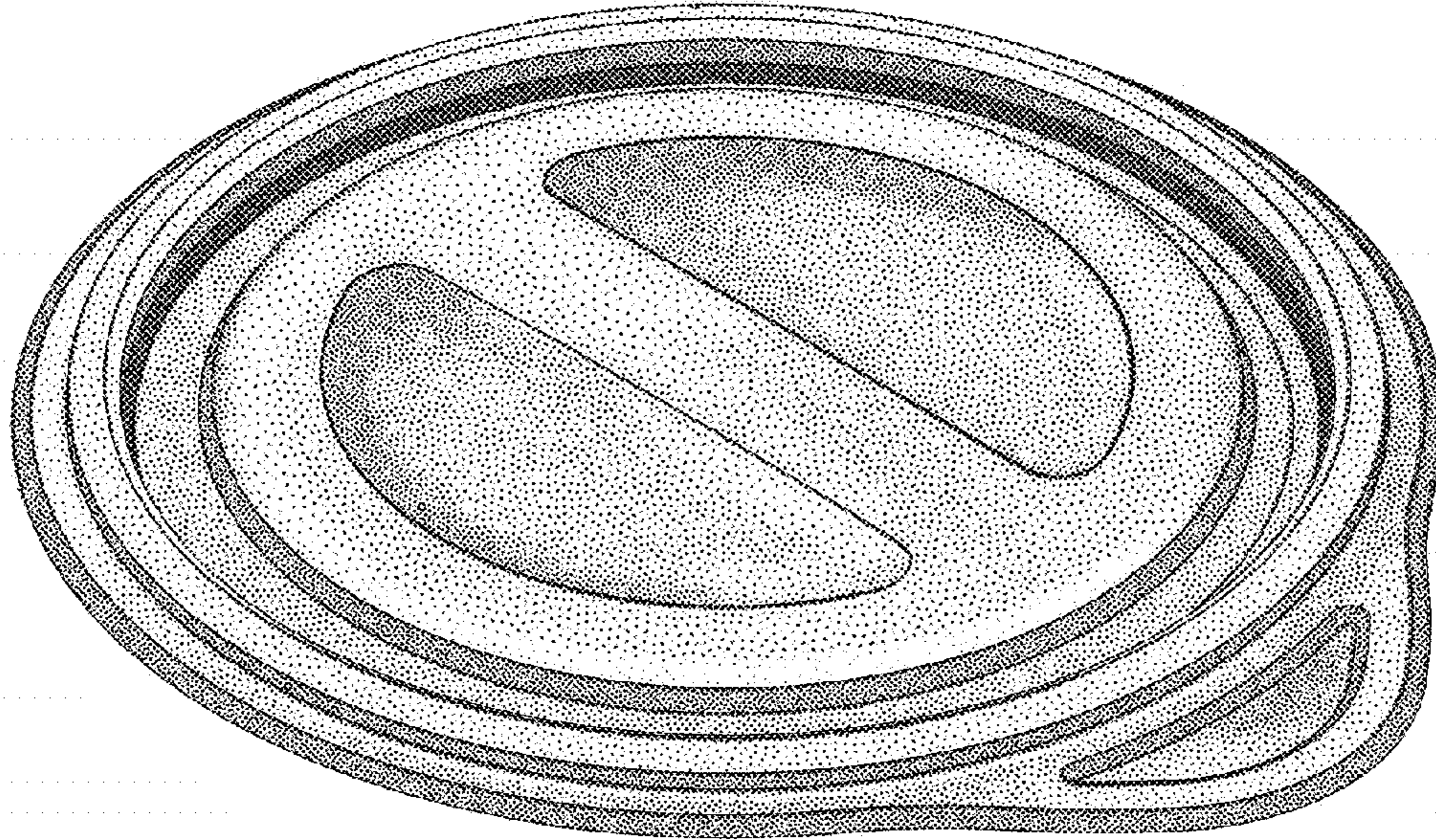


FIG. 1

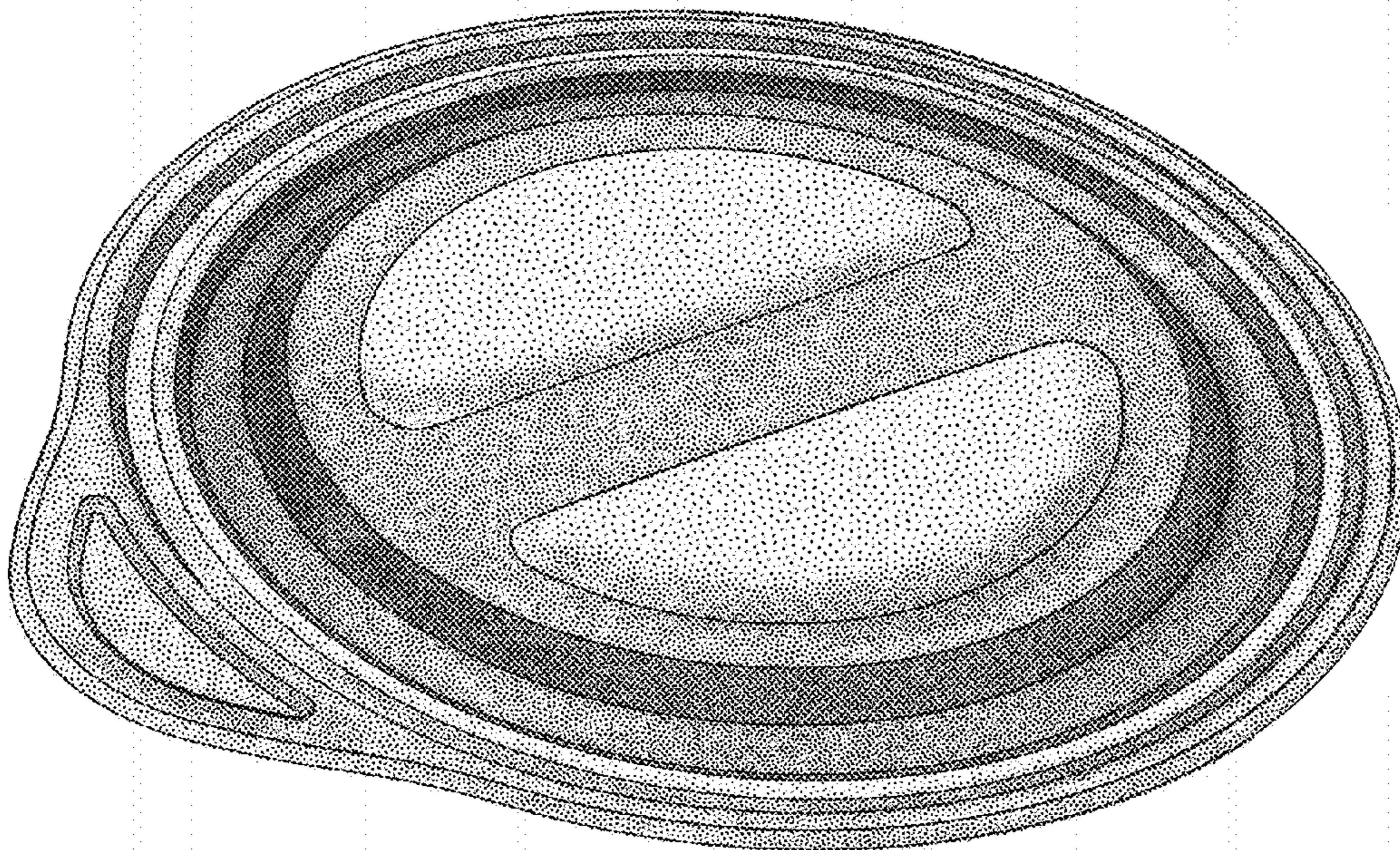


FIG. 2

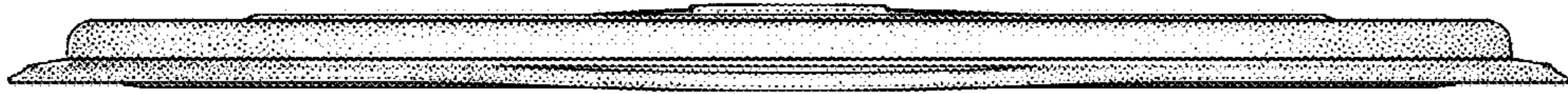


FIG. 3



FIG. 4



FIG. 5




FIG. 6

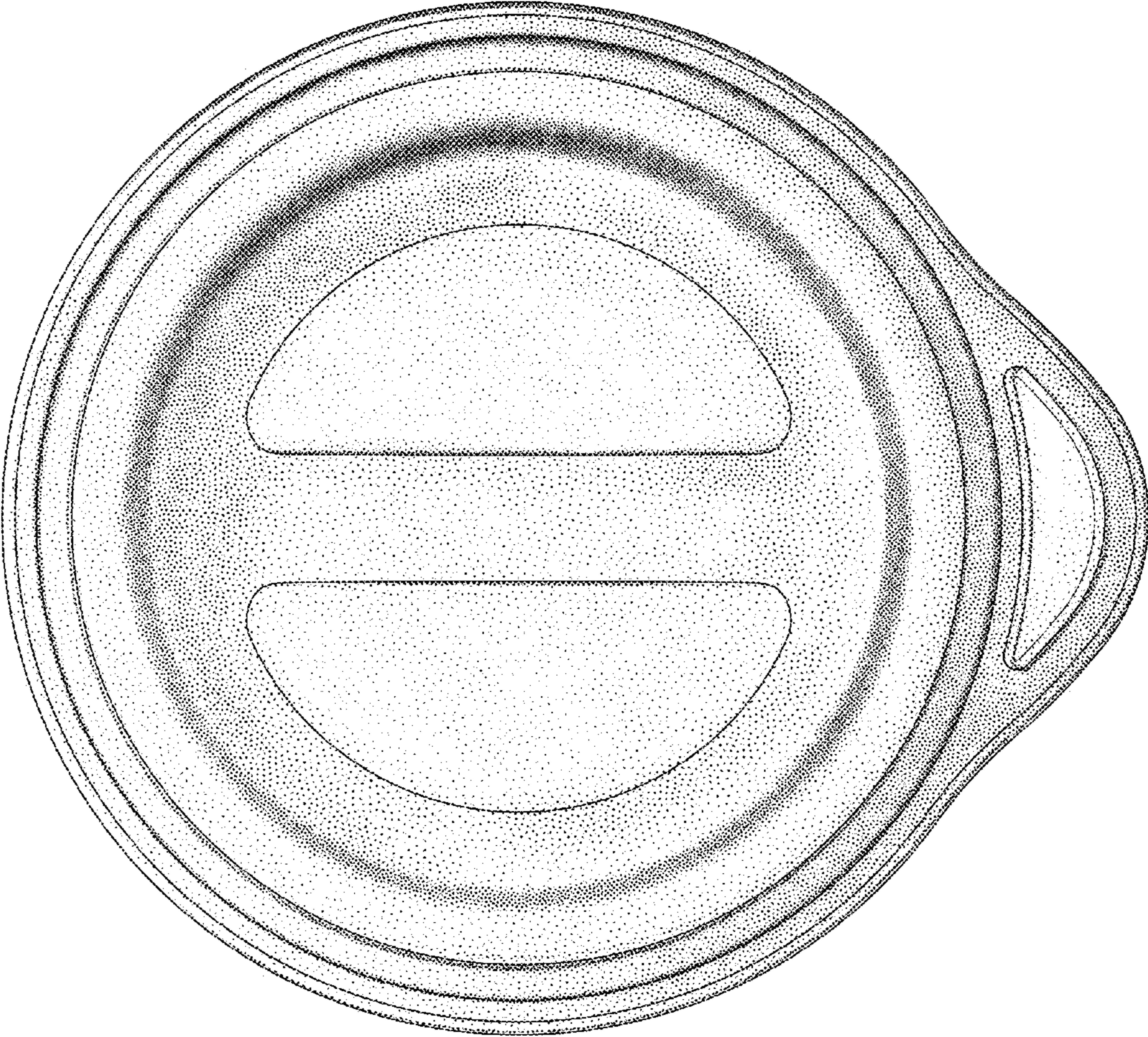


FIG. 7