



US00D707987S

(12) **United States Design Patent**
Chiang et al.

(10) **Patent No.:** **US D707,987 S**
(45) **Date of Patent:** **** Jul. 1, 2014**

(54) **TOWEL WITH POCKET FOR HEAD PADDING**

(71) Applicants: **Greg Chiang**, Bridgewater, NJ (US);
Matthew Scudder, Lincoln Park, NJ (US)

(72) Inventors: **Greg Chiang**, Bridgewater, NJ (US);
Matthew Scudder, Lincoln Park, NJ (US)

(**) Term: **14 Years**

(21) Appl. No.: **29/445,597**

(22) Filed: **Feb. 13, 2013**

(51) **LOC (10) Cl.** **06-09**

(52) **U.S. Cl.**
USPC **D6/608; D6/596**

(58) **Field of Classification Search**
USPC D6/595, 596, 608; 5/417-420, 485;
15/208, 209.1; 297/229
See application file for complete search history.

(56) **References Cited**

U.S. PATENT DOCUMENTS

1,930,942	A *	10/1933	Pringle	5/419
3,689,947	A *	9/1972	Wolf	5/419
4,200,942	A	5/1980	Case		
D280,170	S	8/1985	Short		
D322,532	S	12/1991	Kumar et al.		
5,072,467	A	12/1991	Hunt		

5,261,131	A *	11/1993	Kilby	5/419
D349,625	S	8/1994	Dapalma		
5,361,435	A	11/1994	Reeves		
5,467,487	A	11/1995	Sicard		
D389,362	S	1/1998	Boulatian		
5,729,846	A	3/1998	Sullivan		
6,058,530	A	5/2000	Wheeler		
D440,805	S *	4/2001	Rogone et al.	D6/596
D478,455	S *	8/2003	Papazian	D6/608
6,626,491	B1 *	9/2003	Blome et al.	297/229
6,859,960	B1 *	3/2005	Jerome	5/413 R
D651,032	S *	12/2011	Adkins	D6/596

* cited by examiner

Primary Examiner — Janice Seeger

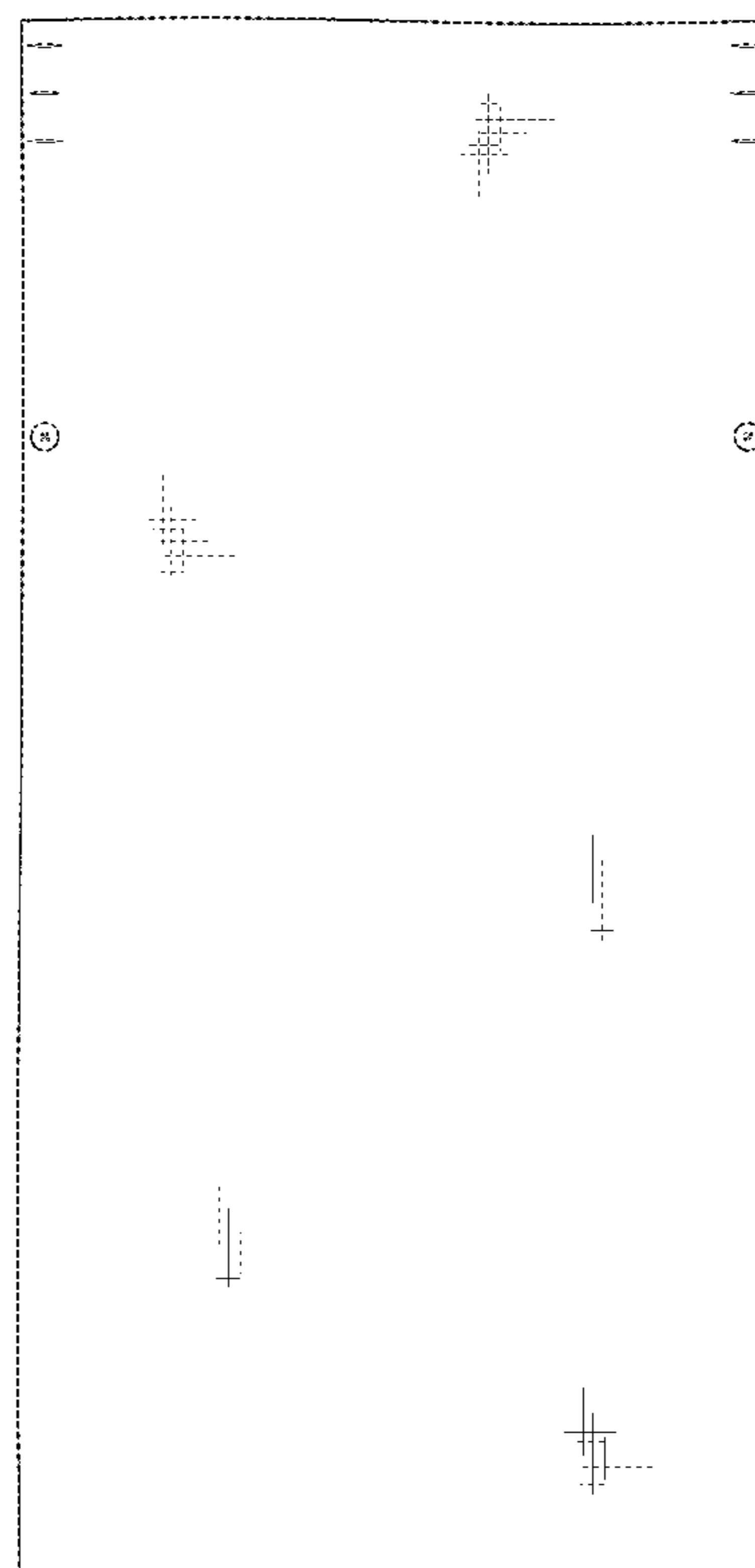
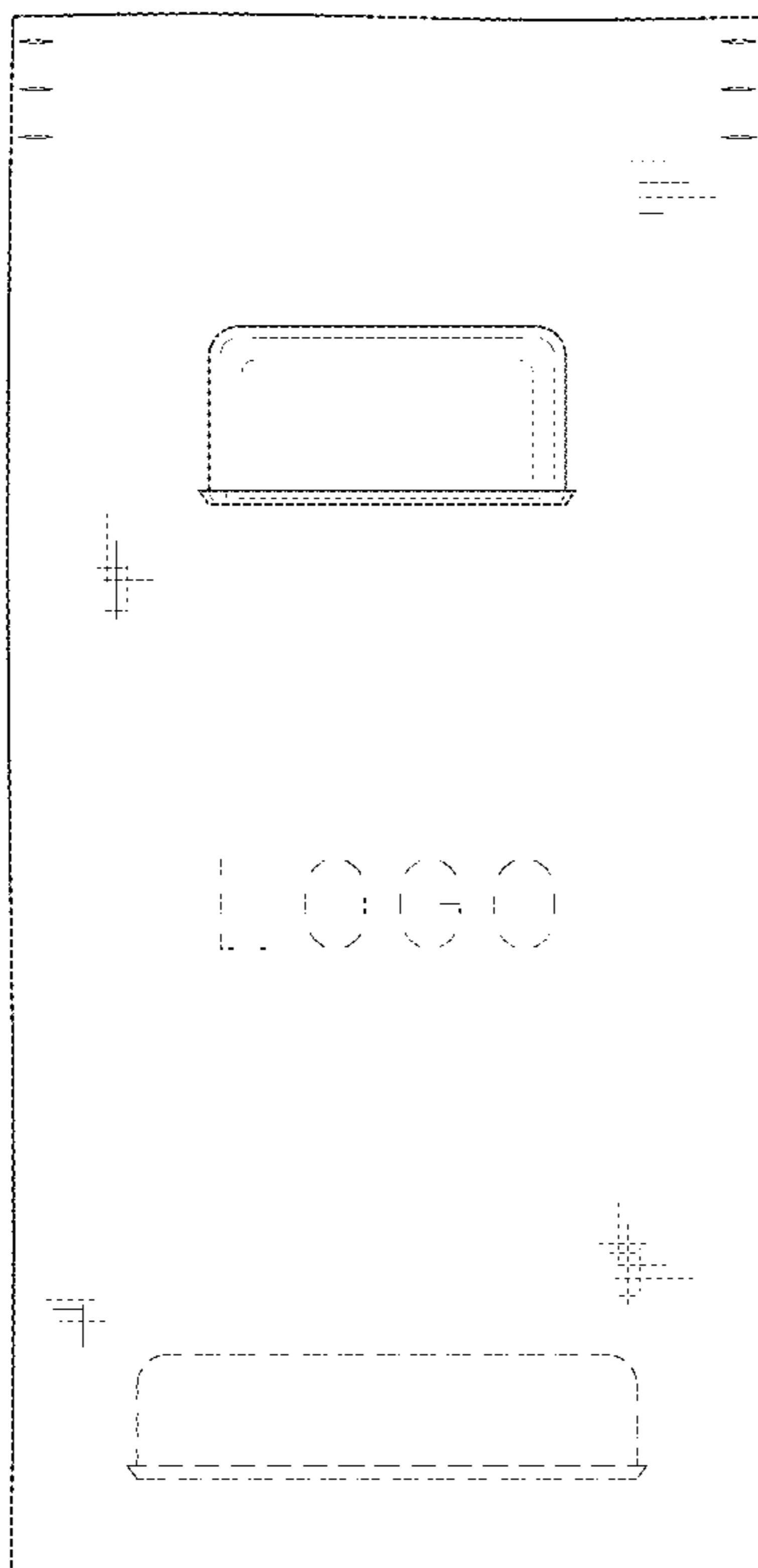
(57) **CLAIM**

The ornamental design for a towel with pocket for head padding, as shown and described.

DESCRIPTION

FIG. 1 is a perspective in-use view of a towel with pocket for head padding showing my new design;
FIG. 2 is a front view thereof;
FIG. 3 is a back view thereof;
FIG. 4 is side view thereof; opposite side view is a mirror image thereof;
FIG. 5 is a top view thereof; and,
FIG. 6 is a bottom view thereof.
In FIGS. 1 and 2, the broken lines showing the environmental structure for purposes of illustrating the towel with pocket for head padding in a condition of use. The broken lines and the structure they depict form no part of the claimed design.

1 Claim, 4 Drawing Sheets



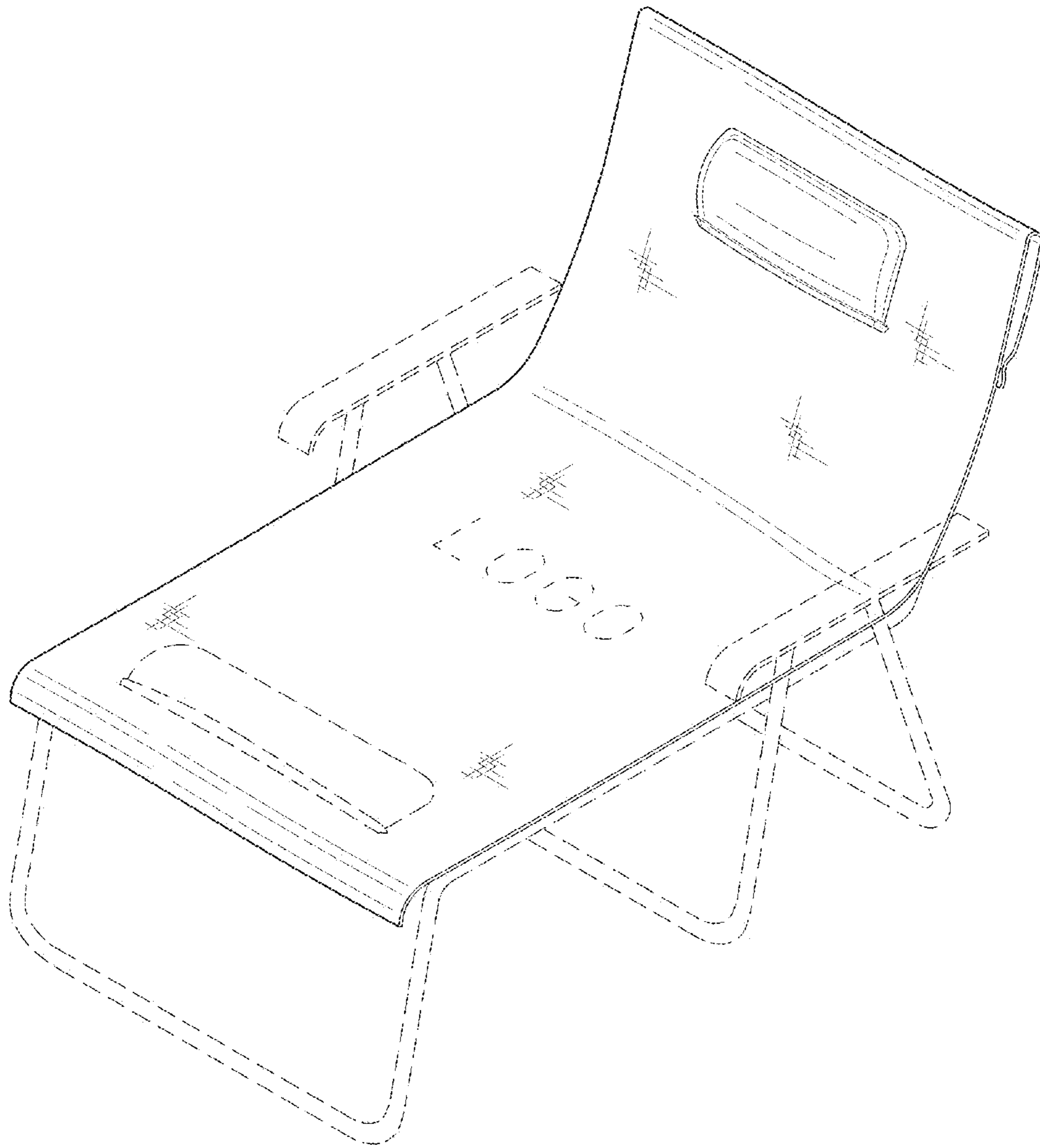


FIG. 1

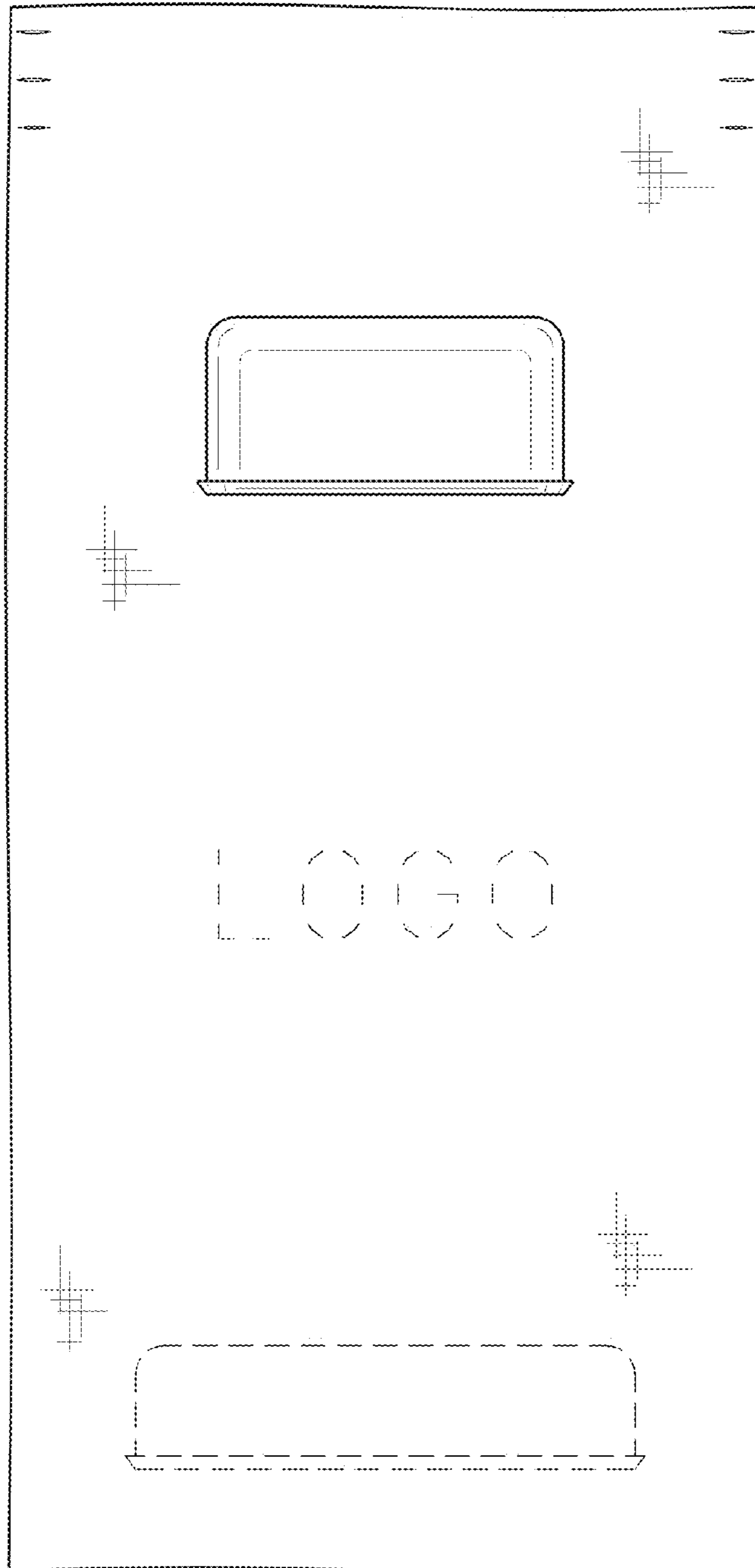


FIG. 2




FIG. 3



FIG. 4




FIG. 5




FIG. 6