



US00D707986S

(12) **United States Design Patent**  
**Arnold**

(10) **Patent No.:** **US D707,986 S**

(45) **Date of Patent:** **\*\* Jul. 1, 2014**

(54) **MATTRESS**

(71) Applicant: **Elena M. Arnold**, Browns Summit, NC  
(US)

(72) Inventor: **Elena M. Arnold**, Browns Summit, NC  
(US)

(73) Assignee: **Sealy Technology, LLC**, Trinity, NC  
(US)

(\*\*) Term: **14 Years**

(21) Appl. No.: **29/461,946**

(22) Filed: **Jul. 29, 2013**

(51) **LOC (10) Cl.** ..... **06-09**

(52) **U.S. Cl.**  
USPC ..... **D6/606; D6/605**

(58) **Field of Classification Search**  
USPC ..... D6/595, 596, 601, 604, 605, 606;  
5/690, 706, 716, 717, 739, 740, 657.5,  
5/907; D1/100; D28/8.1; D25/113;  
D9/414, 416; D20/11, 22  
See application file for complete search history.

(56) **References Cited**

**U.S. PATENT DOCUMENTS**

D296,932 S \* 7/1988 Traghese ..... D24/183

7,065,816 B2 \* 6/2006 McGettigan ..... 5/731  
D567,293 S \* 4/2008 Winningham et al. .... D20/11  
D670,950 S \* 11/2012 Price ..... D6/605  
D690,962 S \* 10/2013 Danileson ..... D6/605

\* cited by examiner

*Primary Examiner* — Janice Seeger

(57) **CLAIM**

I claim the ornamental design for a mattress, as shown and described.

**DESCRIPTION**

FIG. 1 is a top isometric view of a mattress of the present invention.

FIG. 2 is a right side plan view of the mattress of FIG. 1.

FIG. 3 is a front end plan view of the mattress of FIG. 1.

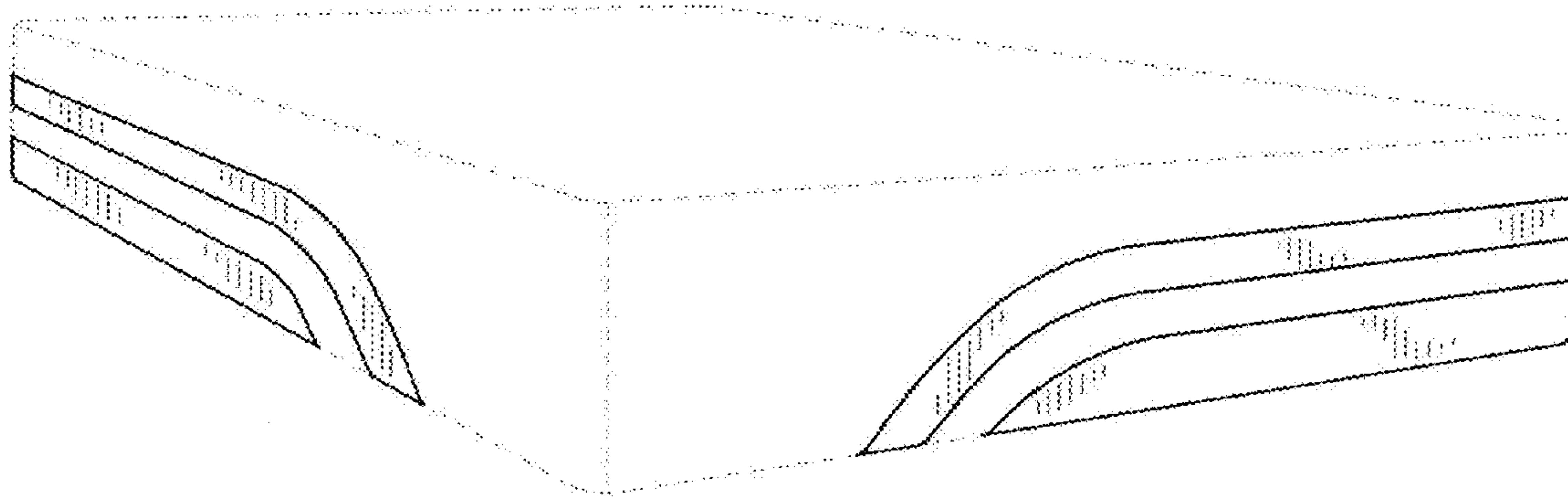
FIG. 4 is a left side plan view of the mattress of FIG. 1.

FIG. 5 is a rear end plan view of the mattress of FIG. 1; and,

FIG. 6 is a bottom plan view of the mattress of FIG. 1.

The portions of the mattress shown in broken lines are included for the purpose of illustrating environment and form no part of the claimed design. The portions of the body support shown in broken lines illustrate the boundary of the claimed design and form no part of the claimed design.

**1 Claim, 3 Drawing Sheets**






FIG. 1




FIG. 2




FIG. 3




FIG. 4




FIG. 5



**FIG. 6**