



US00D707981S

(12) **United States Design Patent**
Allen

(10) **Patent No.:** **US D707,981 S**
(45) **Date of Patent:** **** Jul. 1, 2014**

(54) **MAT**
(71) Applicant: **Randy B. Allen**, Houston, TX (US)
(72) Inventor: **Randy B. Allen**, Houston, TX (US)
(**) Term: **14 Years**
(21) Appl. No.: **29/455,686**

(22) Filed: **May 23, 2013**
(51) **LOC (10) Cl.** **06-11**
(52) **U.S. Cl.**
USPC **D6/585**
(58) **Field of Classification Search**
USPC D6/582, 583, 584, 585, 588, 589, 591,
D6/592, 593, 596, 603, 613, 615, 616, 617,
D6/619, 620, 621; D5/61, 63; D12/203;
4/581, 582, 583; 5/417, 420; 15/215,
15/238; 52/660; 428/85; D32/57
See application file for complete search history.

(56) **References Cited**

U.S. PATENT DOCUMENTS

D16,222 S * 9/1885 Alexander D12/203
D88,836 S * 12/1932 Wheeler D25/160
D89,085 S * 1/1933 McFaul D5/54
D95,158 S * 4/1935 Surerus D25/158
2,124,123 A * 7/1938 Rosengarten 473/278
D139,723 S * 12/1944 Rosenstein D5/61
D154,618 S * 7/1949 Martin D5/59
D191,435 S * 10/1961 Kantor D6/583
D194,233 S * 12/1962 Klein D25/160

D238,538 S * 1/1976 Smith D6/582
D441,093 S * 4/2001 Johnson D25/62
D450,645 S * 11/2001 Love D12/203
6,591,560 B2 * 7/2003 Burke et al. 52/177
D496,472 S * 9/2004 Zimmerle et al. D25/138
D498,307 S * 11/2004 Zimmerle et al. D25/138
D513,809 S * 1/2006 Zimmerle et al. D25/138
D543,765 S * 6/2007 Allen D6/582
D647,447 S * 10/2011 Lu D12/203
2002/0119275 A1 * 8/2002 Williamson 428/44

* cited by examiner

Primary Examiner — Karen S Acker

(74) *Attorney, Agent, or Firm* — Egbert Law Offices, PLLC

(57) **CLAIM**

The ornamental design for a mat, as shown and described.

DESCRIPTION

FIG. 1 is a front, top perspective view of the mat showing my new design.

FIG. 2 is a top plan view thereof;

FIG. 3 is a bottom plan view thereof;

FIG. 4 is a front elevation view thereof;

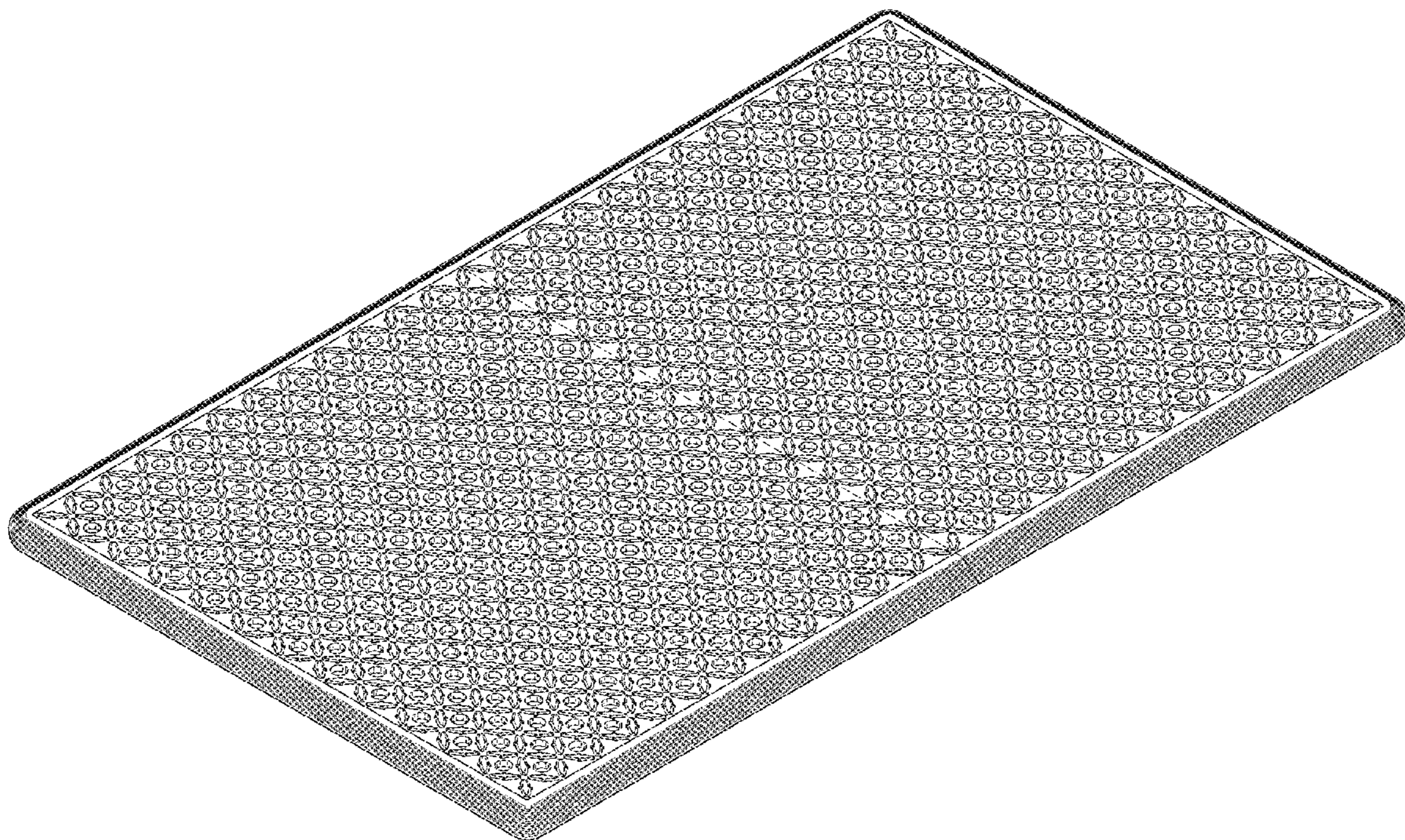
FIG. 5 is a rear elevation view thereof;

FIG. 6 is a side elevational view thereof; and,

FIG. 7 is a an opposite side elevational view thereof.

The broken lines in the drawings represent unclaimed portions of the mat and form no part of the claimed design.

1 Claim, 3 Drawing Sheets



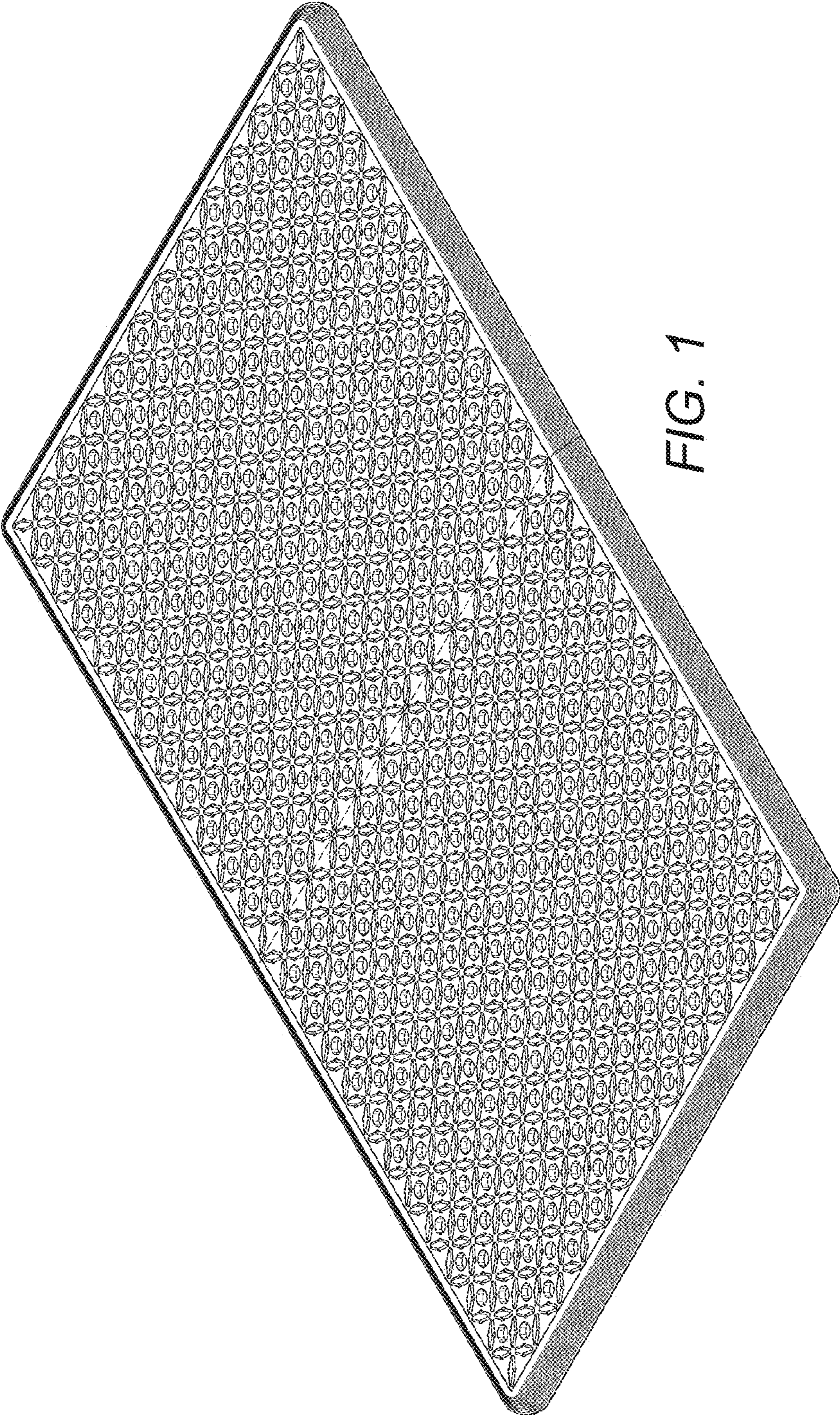


FIG. 1




FIG. 2




FIG. 3



FIG. 4



FIG. 5



FIG. 6

FIG. 7