



US00D707972S

(12) **United States Design Patent**
Klepadlo

(10) **Patent No.:** **US D707,972 S**

(45) **Date of Patent:** **** Jul. 1, 2014**

(54) **COSMETIC APPLICATOR TIP**

(75) Inventor: **Eugene M Klepadlo**, Erving, MA (US)

(73) Assignee: **HCP Packaging USA, Inc**, Shelton, CT (US)

(**) Term: **14 Years**

(21) Appl. No.: **29/431,709**

(22) Filed: **Sep. 10, 2012**

(51) **LOC (10) Cl.** **04-01**

(52) **U.S. Cl.**
USPC **D4/128**

(58) **Field of Classification Search**

USPC D4/128, 135, 199, 131, 138, 121, 116, D4/132, 118, 136, 133; 134/22.11, 6, 8; 132/218, 317, 320, 200, 119, 155, 313, 132/116, 120, 321, 142, 238, 73, 123, 122, 132/227, 202, 237, 271, 223, 229; 401/34, 401/126, 119, 129, 17, 18, 24, 118, 8, 122, 401/281, 187, 1, 127, 120, 130; 15/207.2, 15/206, 25, 145.1, 145, 26, 244.1, 144.4, 15/160, 142, 246, 105, 184, 164, 167.1, 15/159.1, 111, 176.5, 165, 211, 212, 15/104.05, 104.16, 104.2, 187, 27, 176.1, 15/179, 38; 16/422, 430; 81/489; 300/21, 300/2; 119/615, 616, 612; 524/275; 428/398; 186/59; 29/428; 514/33; 600/569

See application file for complete search history.

(56) **References Cited**

U.S. PATENT DOCUMENTS

5,027,838 A * 7/1991 Iaia et al. 132/218
5,115,530 A * 5/1992 Distiso 15/25

5,238,011 A * 8/1993 Gueret 132/218
5,620,270 A * 4/1997 Gueret 401/126
5,761,760 A * 6/1998 Dumler et al. 15/206
7,052,199 B2 * 5/2006 Rousselet 401/129
7,971,310 B2 * 7/2011 Metaxatos et al. 15/105
D650,992 S * 12/2011 Legassie D4/128
8,191,558 B2 * 6/2012 Gueret 132/218
2004/0040567 A1 * 3/2004 Rousselet 132/218
2009/0032046 A1 * 2/2009 Gueret 132/200
2010/0251498 A1 * 10/2010 Metaxatos et al. 15/144.4
2010/0310297 A1 * 12/2010 Gueret 401/129
2011/0030717 A1 * 2/2011 Legassie et al. 132/218
2013/0045039 A1 * 2/2013 Jeong 401/129

* cited by examiner

Primary Examiner — Eric Goodman

Assistant Examiner — Ryan Harvey

(74) *Attorney, Agent, or Firm* — Jonathan Ko


(57) **CLAIM**

The ornamental design for of the cosmetic applicator tip, as shown and described.

DESCRIPTION

FIG. 1 is a perspective view of the cosmetic applicator tip.
FIG. 2 is a right side view of the cosmetic applicator tip.
FIG. 3 is a left side view of the cosmetic applicator tip.
FIG. 4 is a bottom view of the cosmetic applicator tip.
FIG. 5 is a top view of the cosmetic applicator tip.
FIG. 6 is a front view of the cosmetic applicator tip; and,
FIG. 7 is a rear view of the cosmetic applicator tip.

1 Claim, 6 Drawing Sheets






Fig. 1

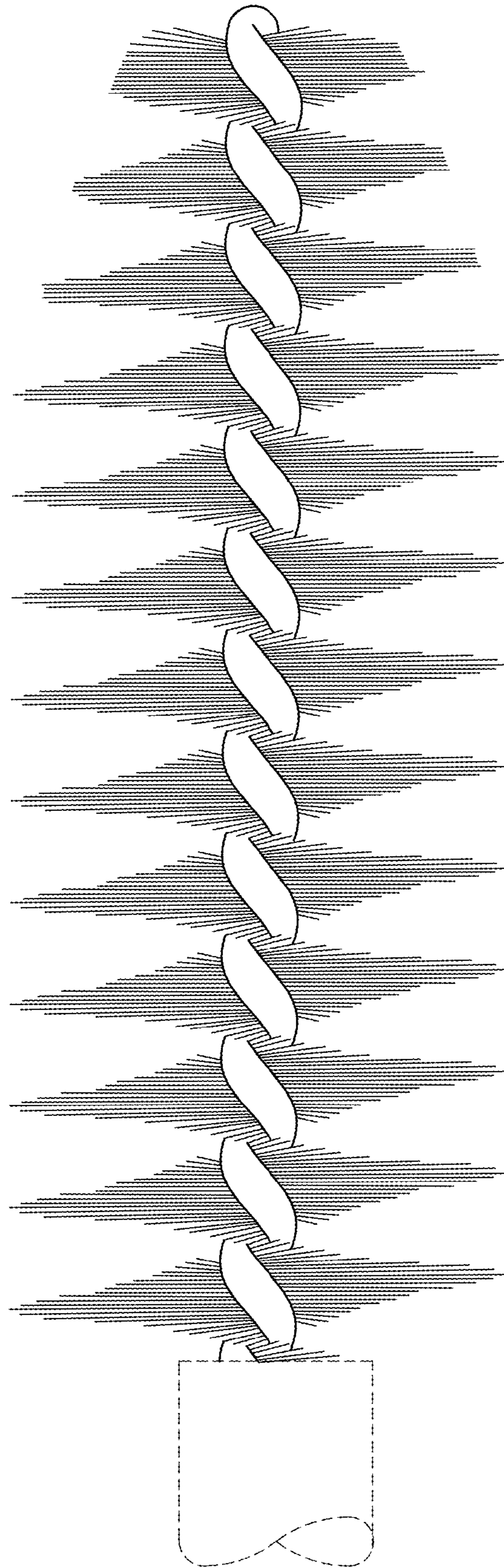


Fig. 2

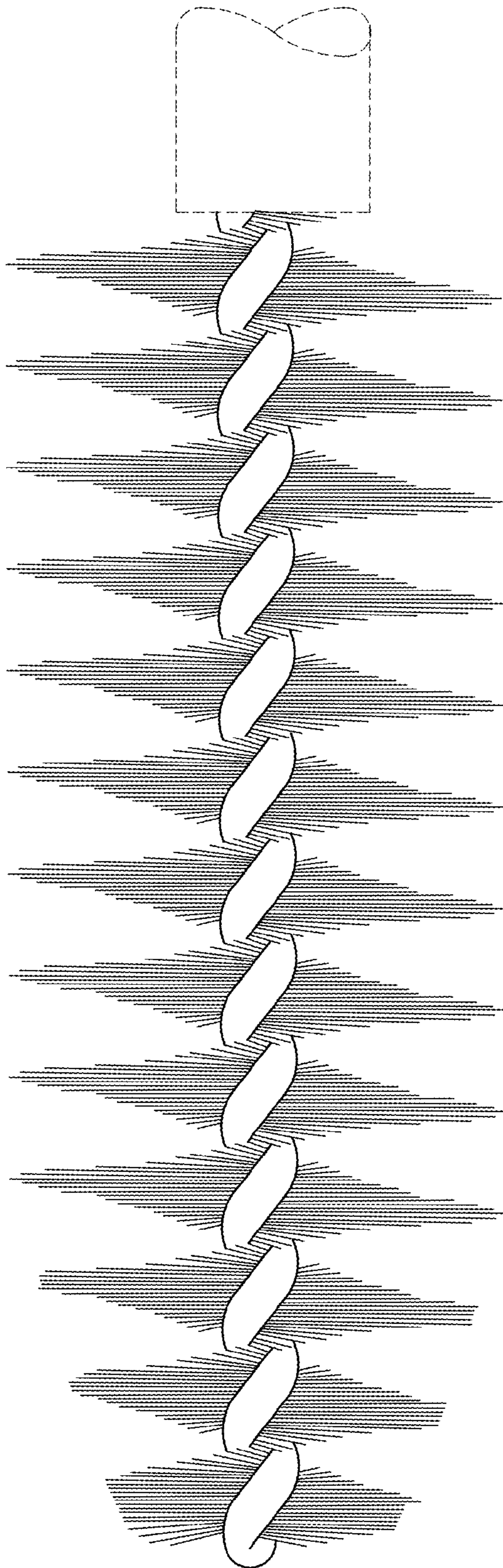


Fig. 3

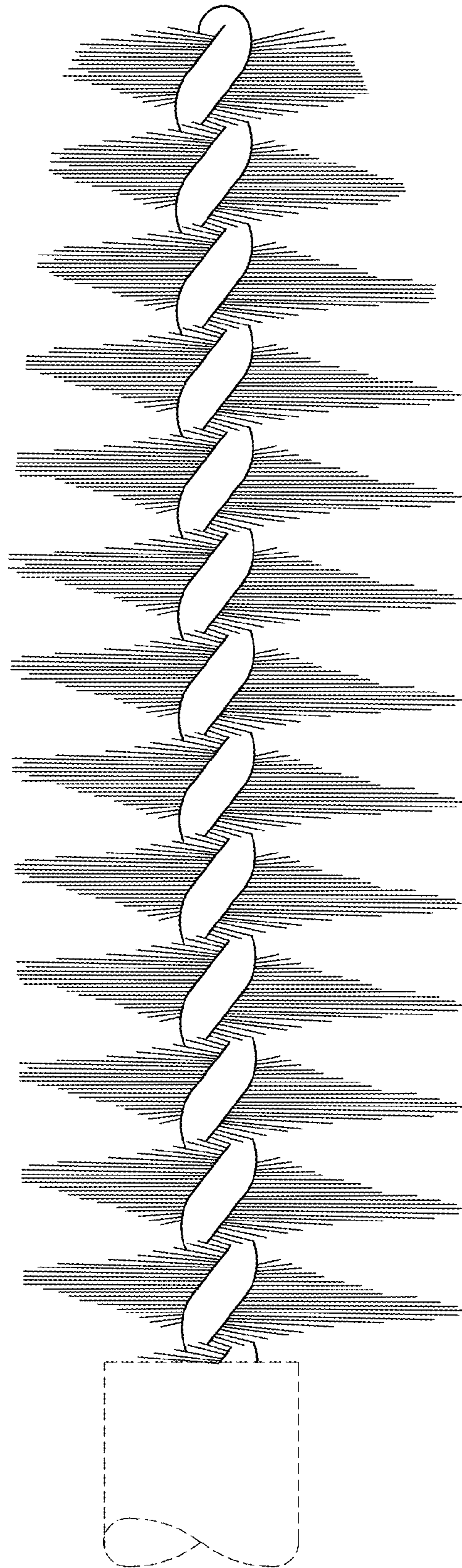


Fig. 4

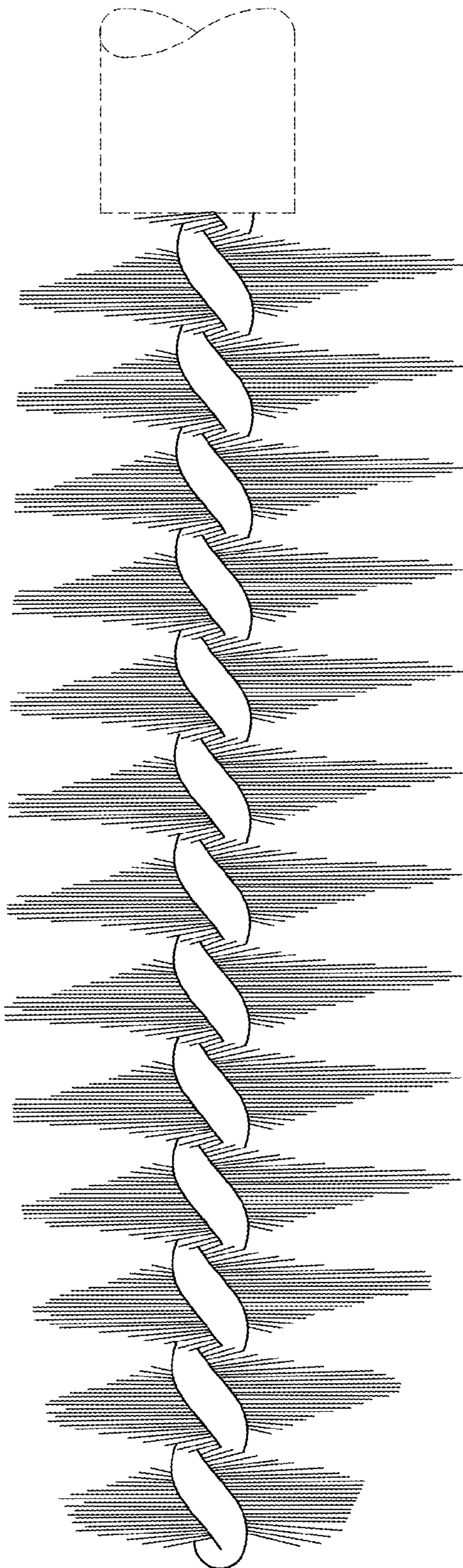


Fig. 5




Fig. 7

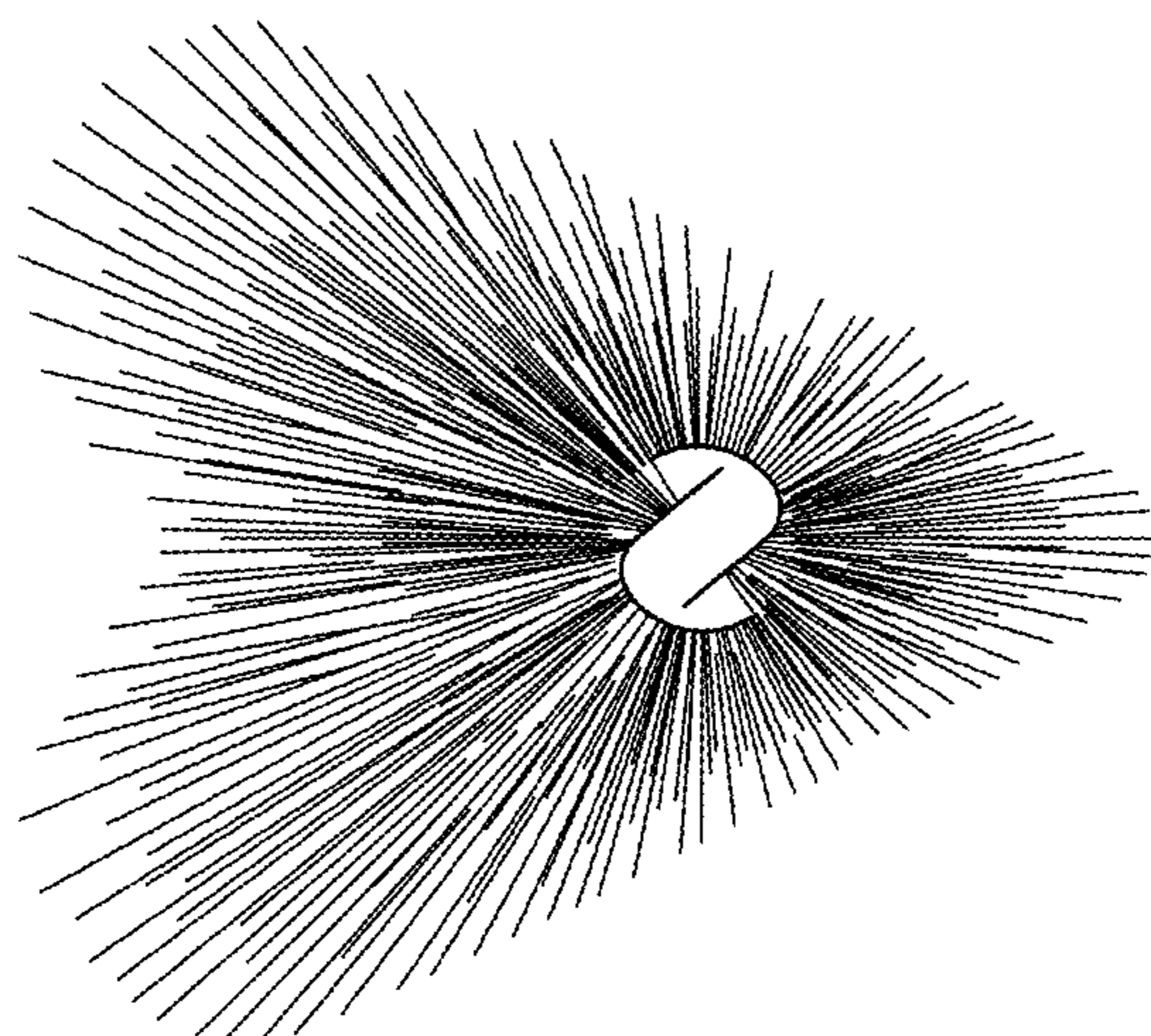


Fig. 6