



US00D707969S

(12) **United States Design Patent**
Tobaruela

(10) **Patent No.:** **US D707,969 S**
(45) **Date of Patent:** **** Jul. 1, 2014**

(54) **WIRE BASKET**

(71) Applicant: **Javier Banuls Tobaruela**, Valencia (ES)

(72) Inventor: **Javier Banuls Tobaruela**, Valencia (ES)

(**) Term: **14 Years**

(21) Appl. No.: **29/468,495**

(22) Filed: **Oct. 1, 2013**

(51) **LOC (10) Cl.** **03-01**

(52) **U.S. Cl.**

USPC **D3/304**

(58) **Field of Classification Search**

USPC D3/304–315; D6/566–567, 525, 537,
D6/540, 572, 574, 511; 206/202, 513, 557;
211/13.1, 41.3, 41.4, 86.01, 88.01,
211/134, 126.1, 181.1; 248/302; 220/485,
220/488

See application file for complete search history.

(56) **References Cited**

U.S. PATENT DOCUMENTS

D178,601 S *	8/1956	Gilardi	D3/306
D180,078 S *	4/1957	Glezen	D32/55
D180,666 S *	7/1957	King et al.	D3/306
2,968,418 A *	1/1961	Stoddard	206/509
D193,215 S *	7/1962	Fredrick	D3/306
D264,761 S *	6/1982	Dekarski	D3/306
D274,967 S *	8/1984	Taylor	D6/510
D296,601 S *	7/1988	Chap	D3/306
D305,841 S *	2/1990	MacQueen	D6/475
D367,843 S *	3/1996	Tayar	D12/412

D387,949 S *	12/1997	Bentson	D7/409
D396,346 S *	7/1998	Hoernig	D6/566
D412,080 S *	7/1999	Emery et al.	D6/513
D454,328 S *	3/2002	Cornelius	D12/404
D473,073 S *	4/2003	Kettering et al.	D6/509
D473,378 S *	4/2003	Bellersheim	D3/306
D507,108 S *	7/2005	Suero, Jr.	D3/304
D509,405 S *	9/2005	Shin	D7/409
D515,844 S *	2/2006	Pryor	D6/464
D532,653 S *	11/2006	Molayem	D7/409
D547,138 S *	7/2007	Goodman et al.	D7/704
D584,553 S *	1/2009	Goodman et al.	D19/90
D633,319 S *	3/2011	Sauer	D6/570
D638,671 S *	5/2011	Goodman et al.	D7/704
D639,613 S *	6/2011	Goodman et al.	D7/632
D650,175 S *	12/2011	Lee	D3/306
D688,903 S *	9/2013	Goodman et al.	D6/675.5
D692,666 S *	11/2013	Goodman et al.	D3/304
D694,580 S *	12/2013	Cloutier et al.	D7/402

* cited by examiner

Primary Examiner — Kelley Donnelly

(74) *Attorney, Agent, or Firm* — Sturm & Fix LLP

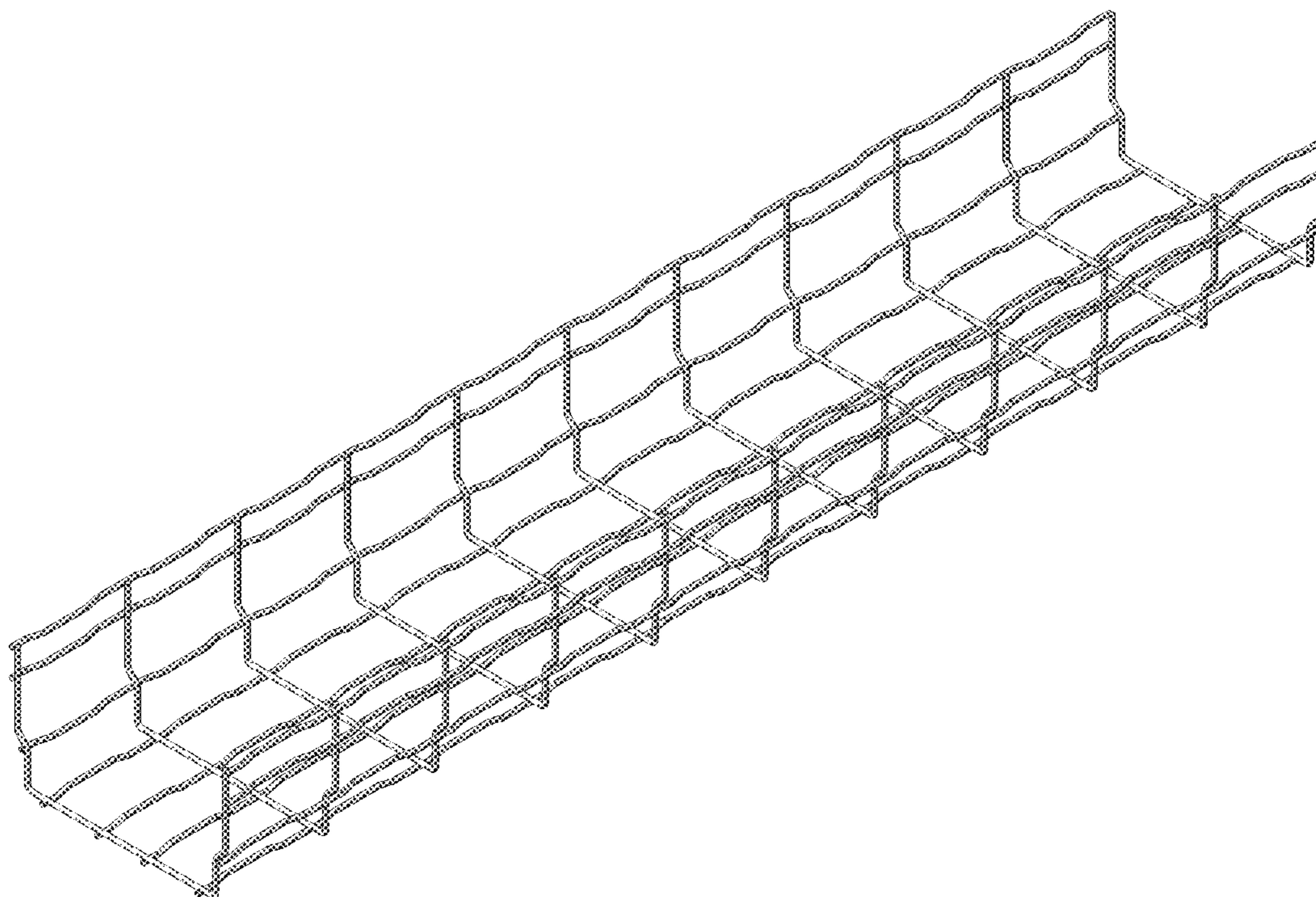
(57) **CLAIM**

The ornamental design for a wire basket, as shown and described.

DESCRIPTION

FIG. 1 is a top perspective view of a wire basket showing my new design;
FIG. 2 is another top perspective view thereof;
FIG. 3 is a left side bottom perspective view thereof; and,
FIG. 4 is a right side bottom perspective view thereof.

1 Claim, 4 Drawing Sheets



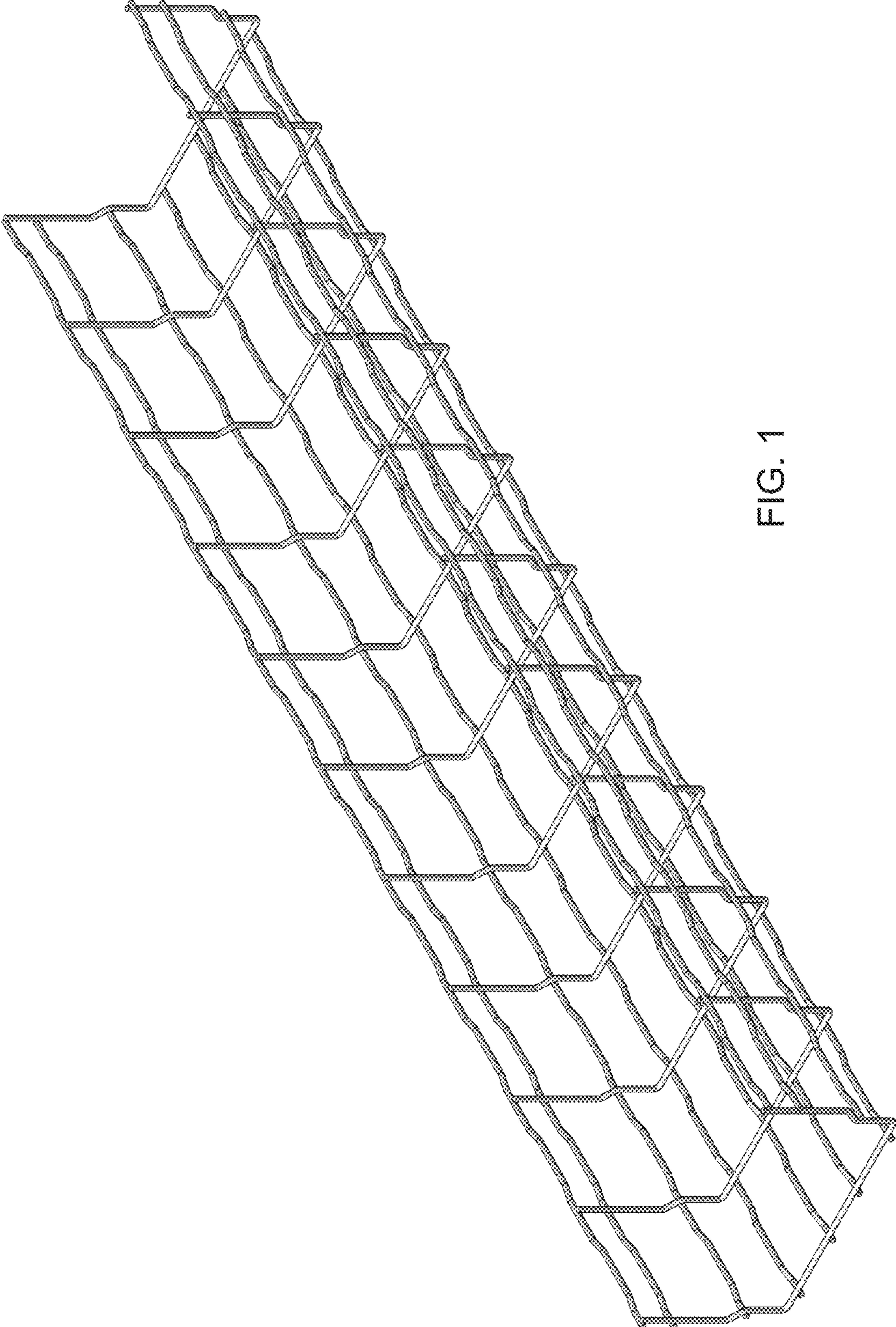


FIG. 1

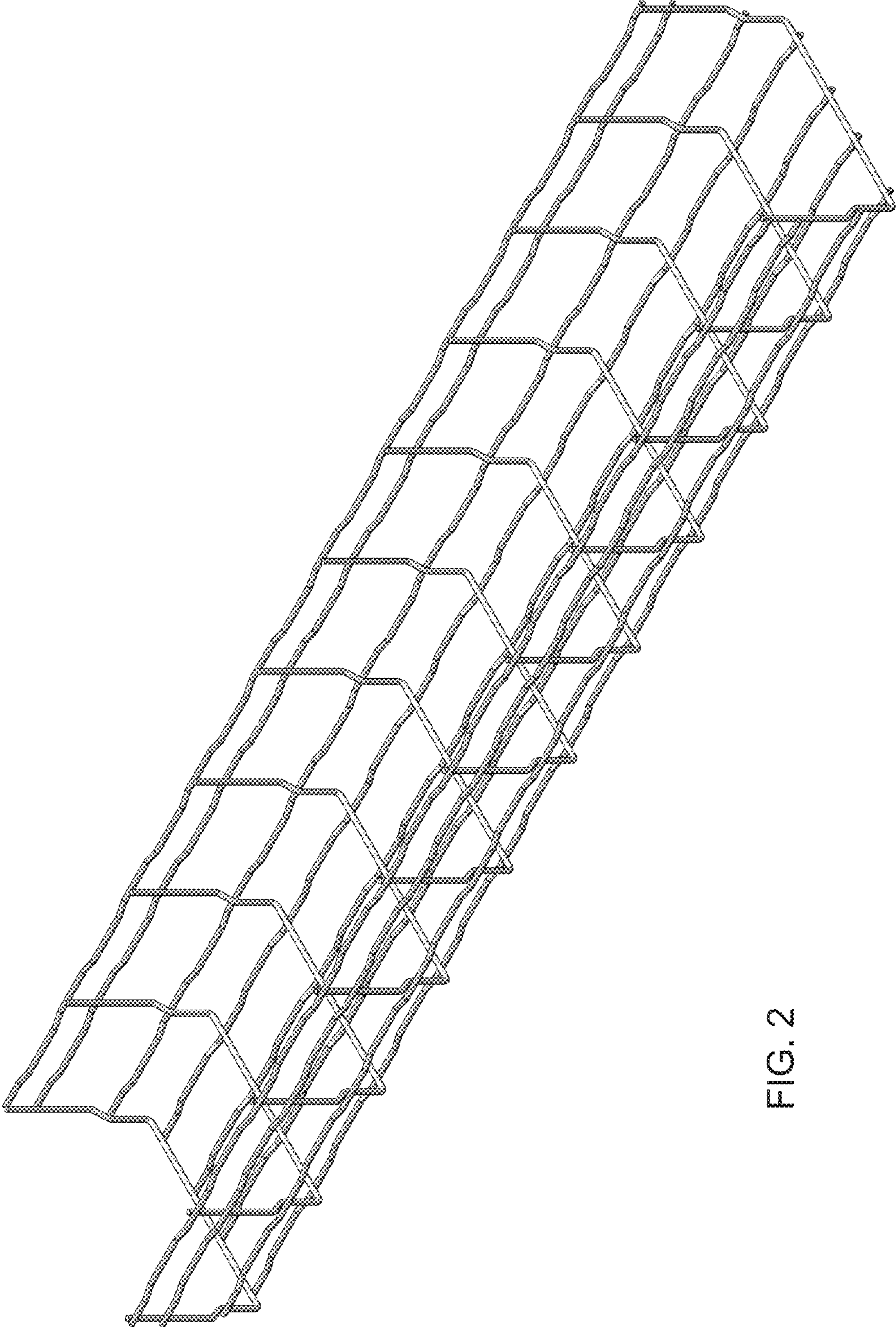


FIG. 2

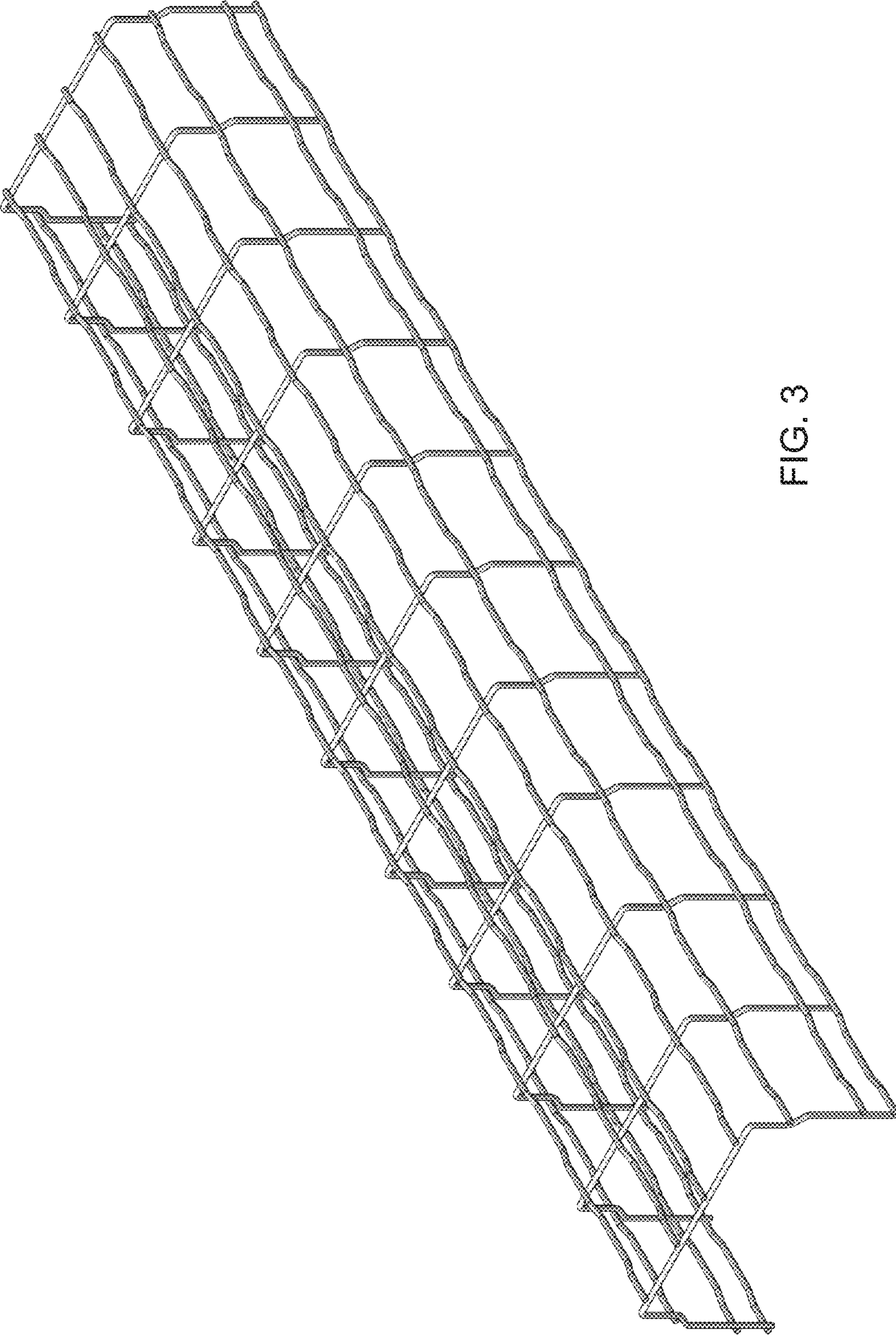


FIG. 3

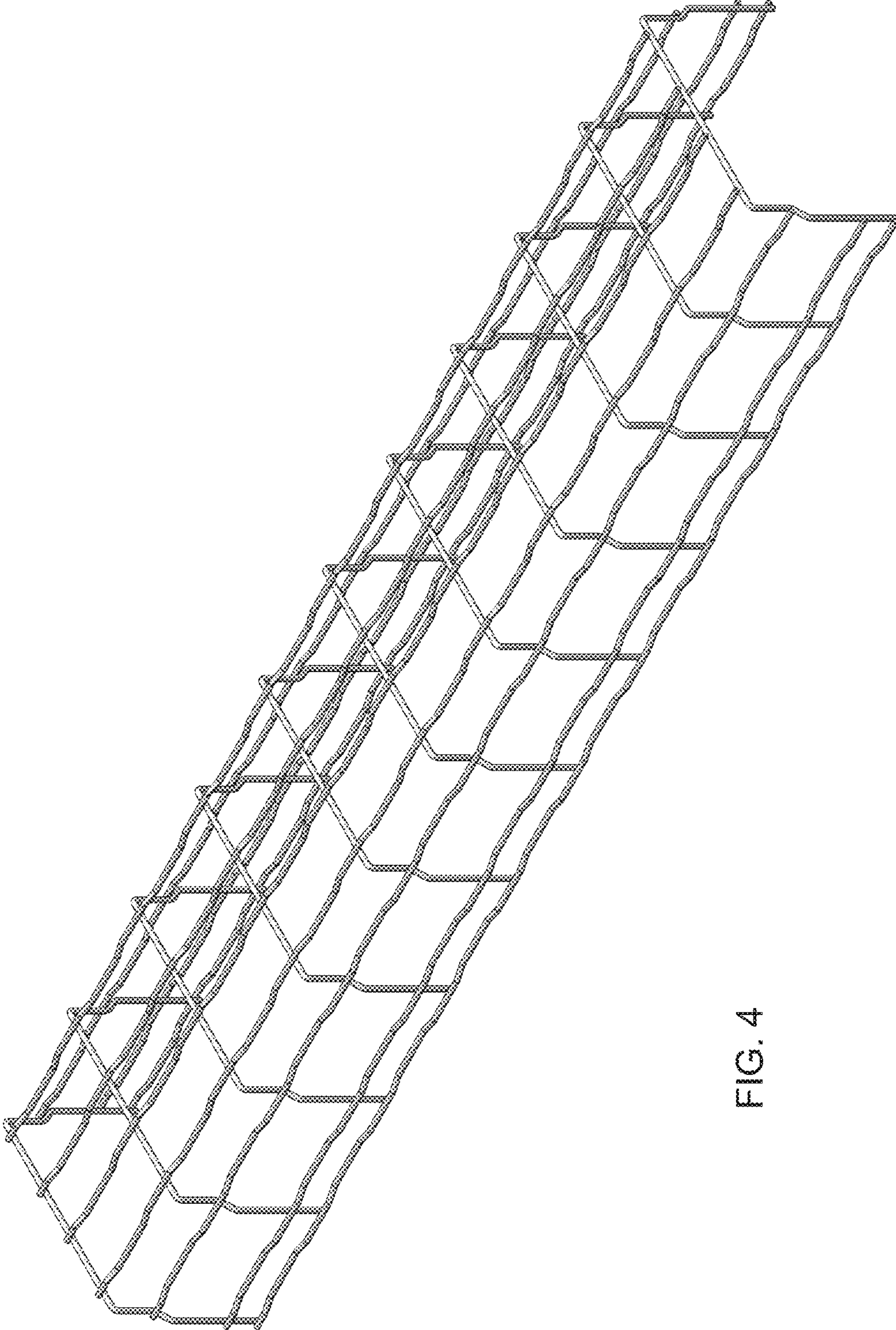


FIG. 4