



US00D707965S

(12) **United States Design Patent**
Requa

(10) **Patent No.:** **US D707,965 S**

(45) **Date of Patent:** **** Jul. 1, 2014**

(54) **ATTACHABLE CARD HOLDER**

(71) Applicant: **James Requa**, Los Angeles, CA (US)

(72) Inventor: **James Requa**, Los Angeles, CA (US)

(**) Term: **14 Years**

(21) Appl. No.: **29/452,829**

(22) Filed: **Apr. 22, 2013**

(51) **LOC (10) Cl.** **03-01**

(52) **U.S. Cl.**
USPC **D3/247**; D3/249

(58) **Field of Classification Search**
USPC 150/131-149, 152, 165; 206/39, 232,
206/424, 425, 457, 494, 534; 40/124.01,
40/124.06, 124.09, 358, 910-912;
D14/250; D3/203.1, 203.5, 203.6,
D3/203.8, 225-227, 247-253, 299, 301,
D3/303

See application file for complete search history.

(56) **References Cited**

U.S. PATENT DOCUMENTS

D175,071	S	*	7/1955	Griffith	D3/250
3,647,056	A	*	3/1972	Jacobson et al.	206/5
3,856,063	A	*	12/1974	Dengel	150/132
D377,808	S	*	2/1997	Coe	D19/90
D410,769	S	*	6/1999	Dorizas	D3/201
D482,195	S	*	11/2003	Hansen et al.	D3/227
D503,535	S	*	4/2005	Kraft	D3/299
D528,298	S	*	9/2006	Vernon et al.	D3/293

D583,146	S	*	12/2008	Wydeven	D3/227
D590,592	S	*	4/2009	Wydeven	D3/227
D653,656	S	*	2/2012	Charnas et al.	D14/250
D679,499	S	*	4/2013	Harris	D3/303
D694,009	S	*	11/2013	D'Amore et al.	D3/249
2008/0023114	A1	*	1/2008	Bridgefarmer	150/147
2013/0037187	A1	*	2/2013	D'Amore et al.	150/147

* cited by examiner

Primary Examiner — Adir Aronovich

Assistant Examiner — Ethiene Salgado-Rodriguez

(74) *Attorney, Agent, or Firm* — QuickPatents; Kevin Prince

(57) **CLAIM**

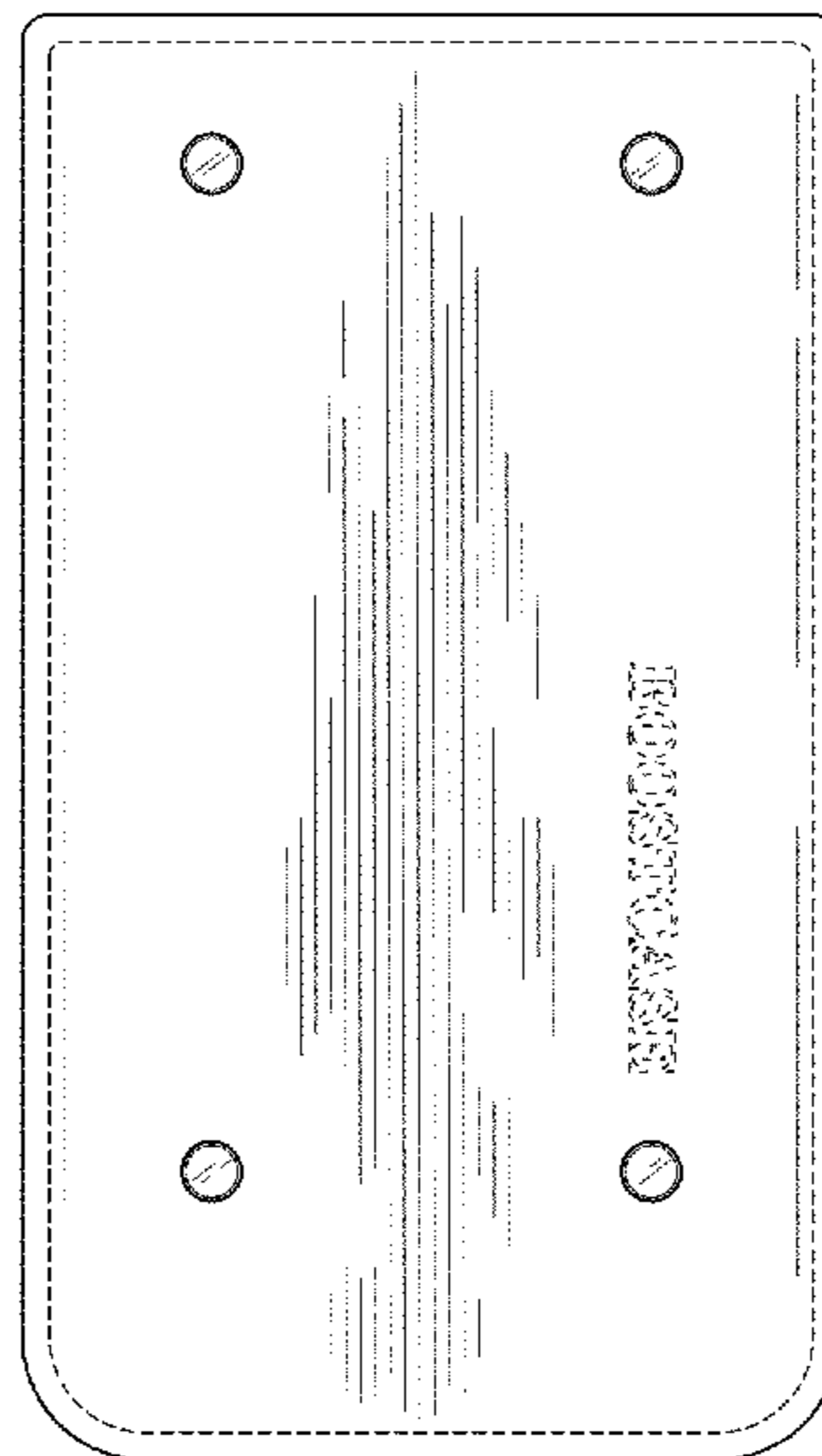
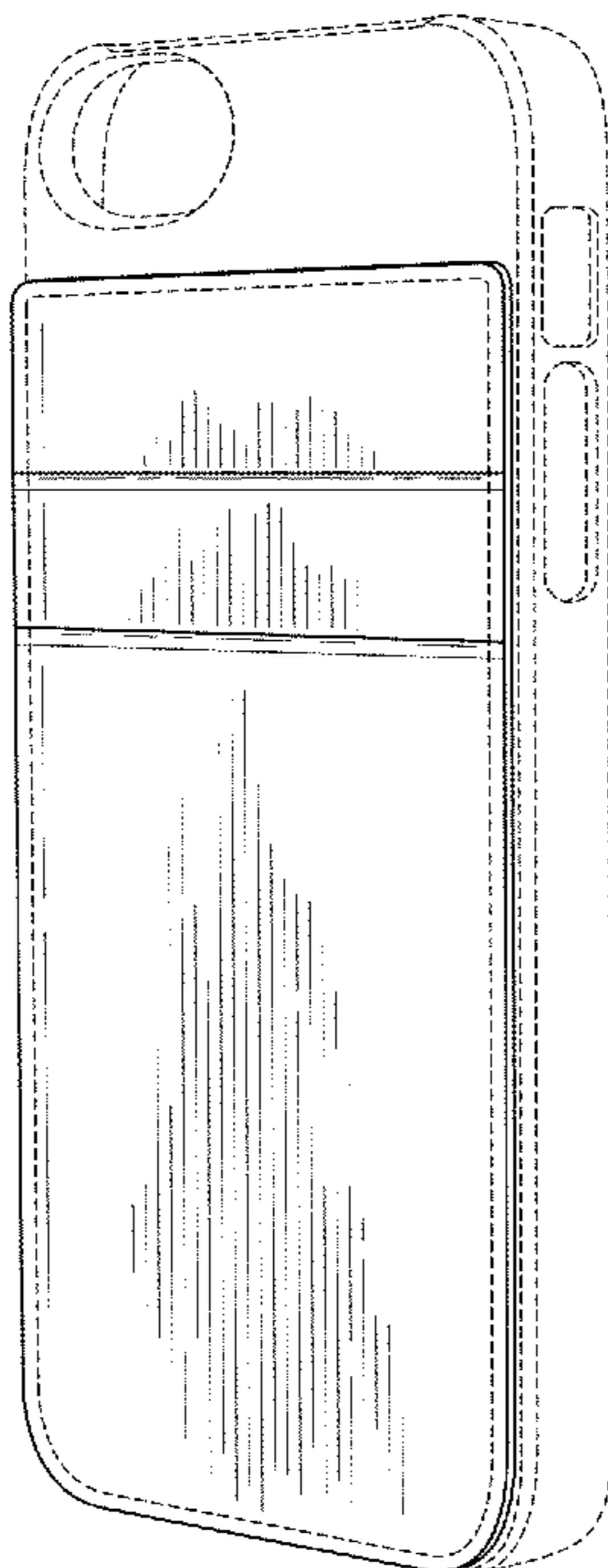
I claim the ornamental design for an attachable card holder, as shown and described.

DESCRIPTION

FIG. 1 is a front perspective view of an attachable card holder, showing my new design;
FIG. 2 is a rear perspective view thereof;
FIG. 3 is a rear elevational view thereof;
FIG. 4 is a front elevational view thereof;
FIG. 5 is a right-side elevational view thereof, the undisclosed the left-side elevational view being a mirror image thereof;
FIG. 6 is a top plan view thereof; and,
FIG. 7 is a bottom plan view thereof.

The broken lines showing a cellular phone case in FIG. 1 and a logo in FIGS. 2 and 3 depict environmental matter and form no part of the claimed design. The remaining broken lines in FIGS. 1-4 represent stitching and are part of the claimed design.

1 Claim, 2 Drawing Sheets



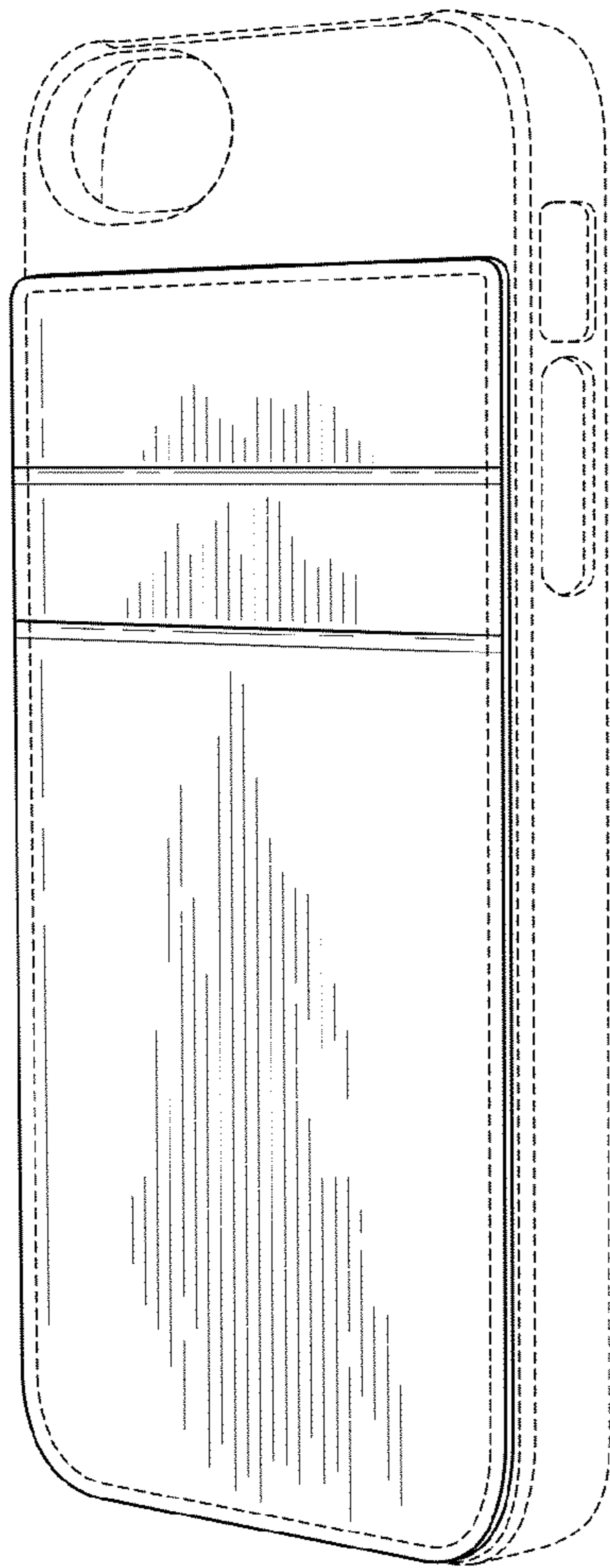


FIG. 1




FIG. 2




FIG. 3

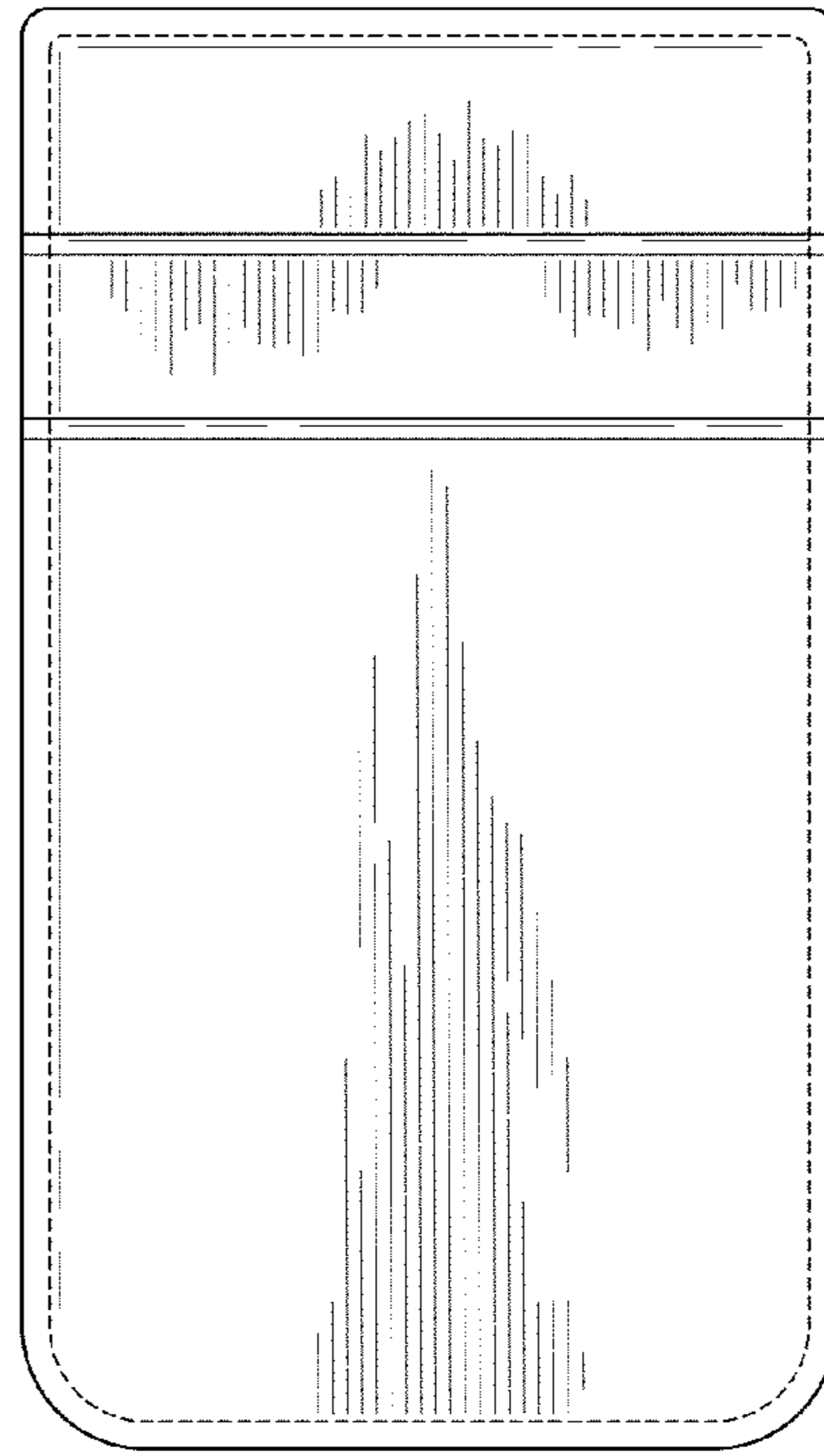


FIG. 4

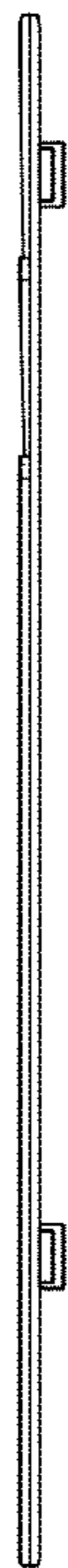


FIG. 5



FIG. 6



FIG. 7