



US00D707948S

(12) **United States Design Patent**
Petrie

(10) **Patent No.:** **US D707,948 S**

(45) **Date of Patent:** **** Jul. 1, 2014**

(54) **SHOE UPPER**

(71) Applicant: **NIKE, Inc.**, Beaverton, OR (US)

(72) Inventor: **Jason G. Petrie**, Portland, OR (US)

(73) Assignee: **NIKE, Inc.**, Beaverton, OR (US)

(**) Term: **14 Years**

(21) Appl. No.: **29/475,187**

(22) Filed: **Nov. 30, 2013**

(51) **LOC (10) Cl.** **02-99**

(52) **U.S. Cl.**

USPC **D2/972**

(58) **Field of Classification Search**

CPC .. A43B 13/181; A43B 13/141; A43B 13/186;
A43B 13/188

USPC D2/902, 906-908, 944, 969, 972-974;
36/45, 50.1, 77 M, 77 R, 83, 88, 113,
36/114, 126-131, 136, 27

See application file for complete search history.

(56) **References Cited**

U.S. PATENT DOCUMENTS

D318,944 S	8/1991	Lucas	
D320,498 S	10/1991	Hatfield	
D326,353 S	5/1992	Close	
D326,354 S	5/1992	Hatfield	
D339,450 S	9/1993	Smith	
5,282,288 A *	2/1994	Henson	36/136
D380,083 S	6/1997	Lozano	
D383,299 S *	9/1997	Yun	D2/972
D385,398 S	10/1997	Avar	
D385,409 S *	10/1997	Smith, III	D2/972
D386,296 S	11/1997	Lozano	
D386,590 S *	11/1997	Cass	D2/947
D386,591 S *	11/1997	Kuerbis	D2/947
D386,600 S	11/1997	Tong	
D388,364 S	12/1997	Vestuti	

D391,071 S	2/1998	Blakeslee	
D391,752 S	3/1998	von Conta	
D393,356 S *	4/1998	Cooper	D2/972
D393,357 S *	4/1998	Cooper	D2/972
D431,714 S	10/2000	Hatfield et al.	
D433,222 S	11/2000	Hardy	
D433,561 S	11/2000	Tresser	
D510,182 S	10/2005	Rask	
D522,225 S	6/2006	Holmes	
D555,343 S	11/2007	Bettencourt	
D569,092 S *	5/2008	Mayden	D2/972
D595,951 S	7/2009	Henderson	
7,979,936 B2 *	7/2011	Aveni	36/27
D642,784 S	8/2011	Mayden	

(Continued)

OTHER PUBLICATIONS

Nike Footwear Catalog, 2011 Fall: Men's Performance Footwear, p. 30, published Nov. 2010, NIKE, Inc., USA.

(Continued)

Primary Examiner — Dominic Simone

(74) *Attorney, Agent, or Firm* — Banner & Witcoff, Ltd.

(57) **CLAIM**

The ornamental design for a shoe upper, as shown and described.

DESCRIPTION

FIG. 1 is a front perspective view of a shoe upper showing my new design;

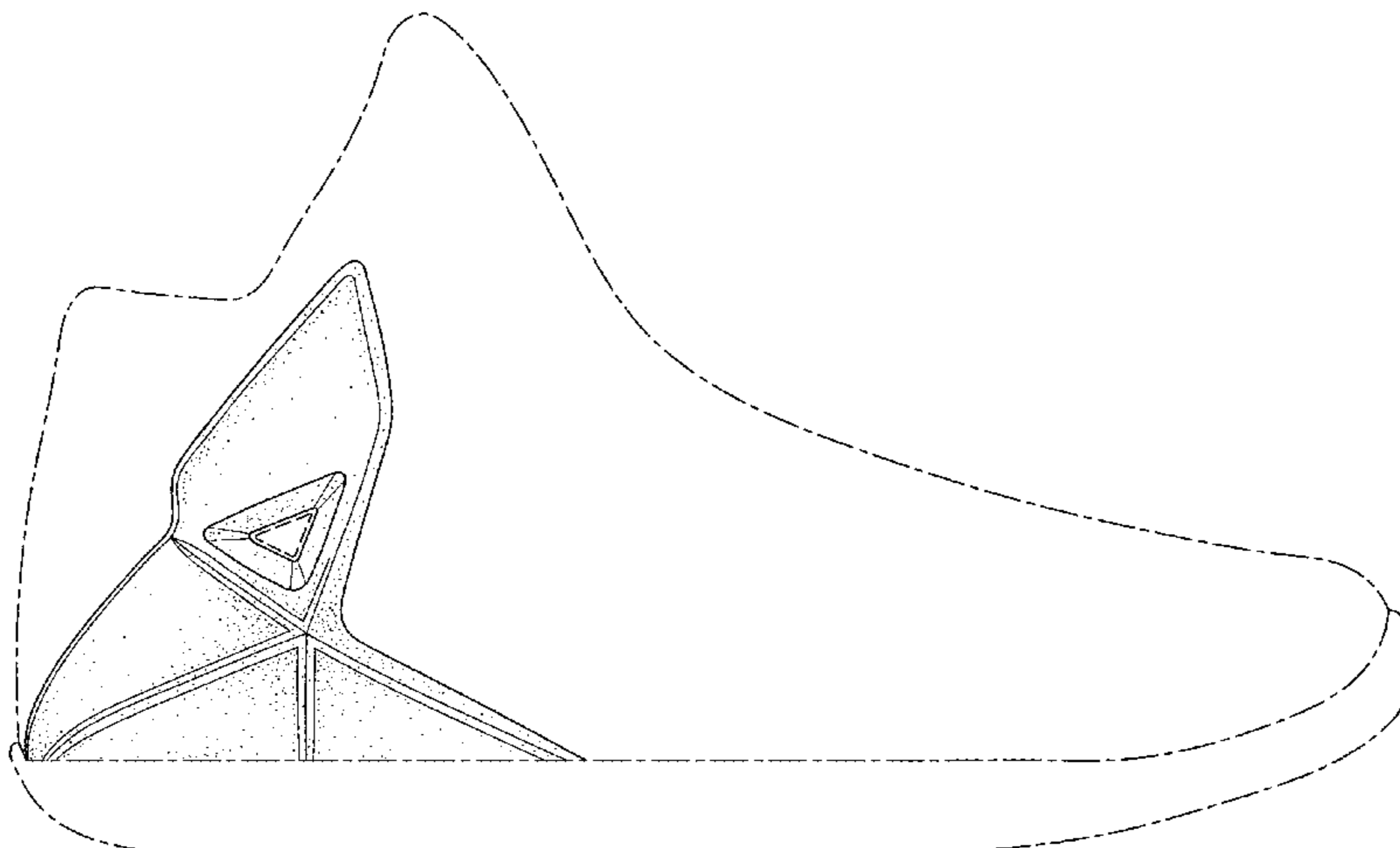
FIG. 2 is a side view thereof; and,

FIG. 3 is a rear perspective view thereof.

The broken line immediately adjacent to the bottom of the shaded area represents an unclaimed boundary of the design.

The broken lines showing the triangular-shaped region and remainder of the shoe are for environmental purposes only and form no part of the claimed design.

1 Claim, 3 Drawing Sheets



(56)

References Cited

OTHER PUBLICATIONS

U.S. PATENT DOCUMENTS

D642,785 S 8/2011 Mayden
D648,113 S 11/2011 Chang
D649,761 S 12/2011 Chang
D658,859 S 5/2012 Nakamura
D676,649 S 2/2013 Fogg et al.

Nike Footwear Catalog, 2012 Holiday: Men's Performance Footwear, p. 37, published Feb. 2012, NIKE, Inc., USA.

* cited by examiner

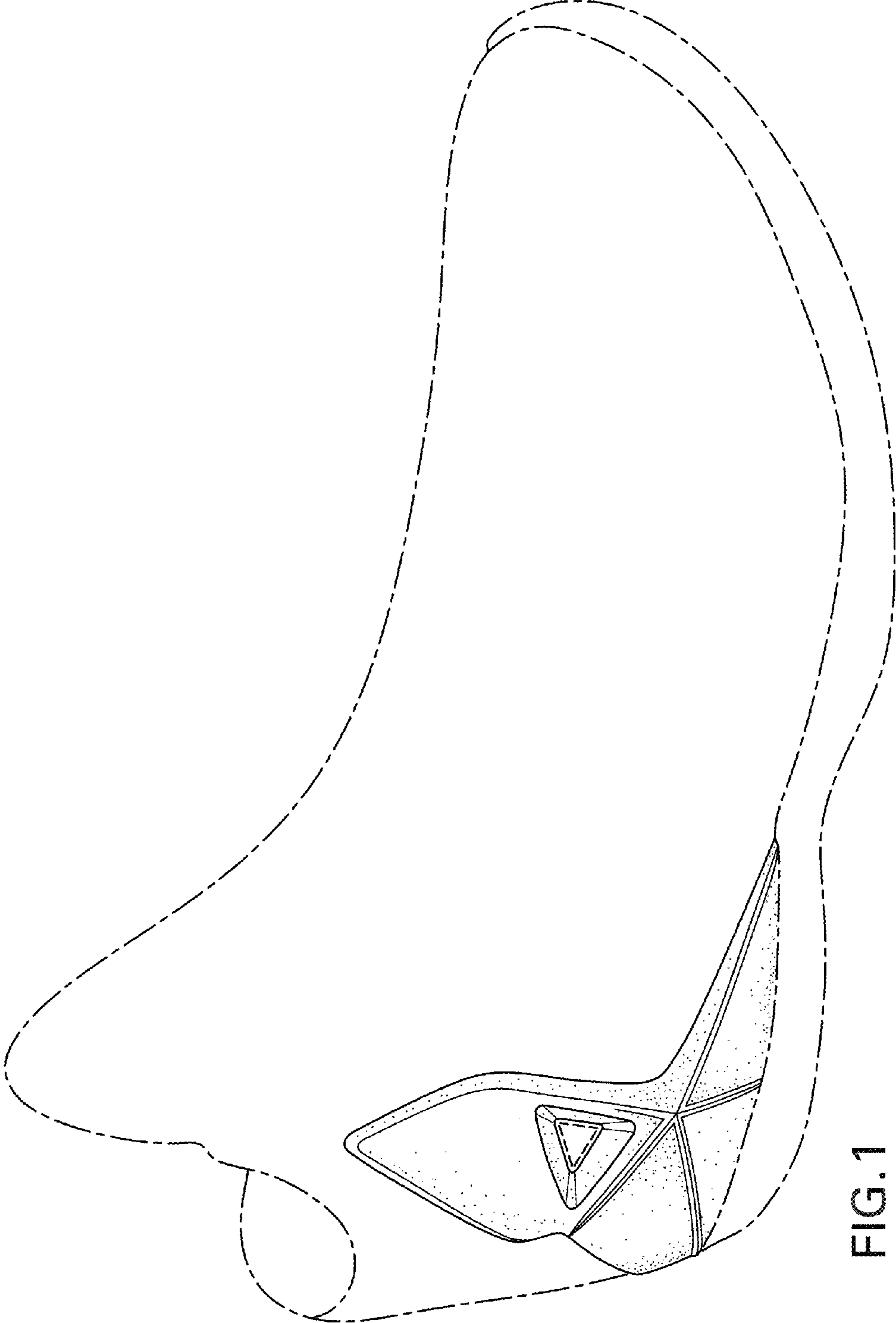


FIG. 1

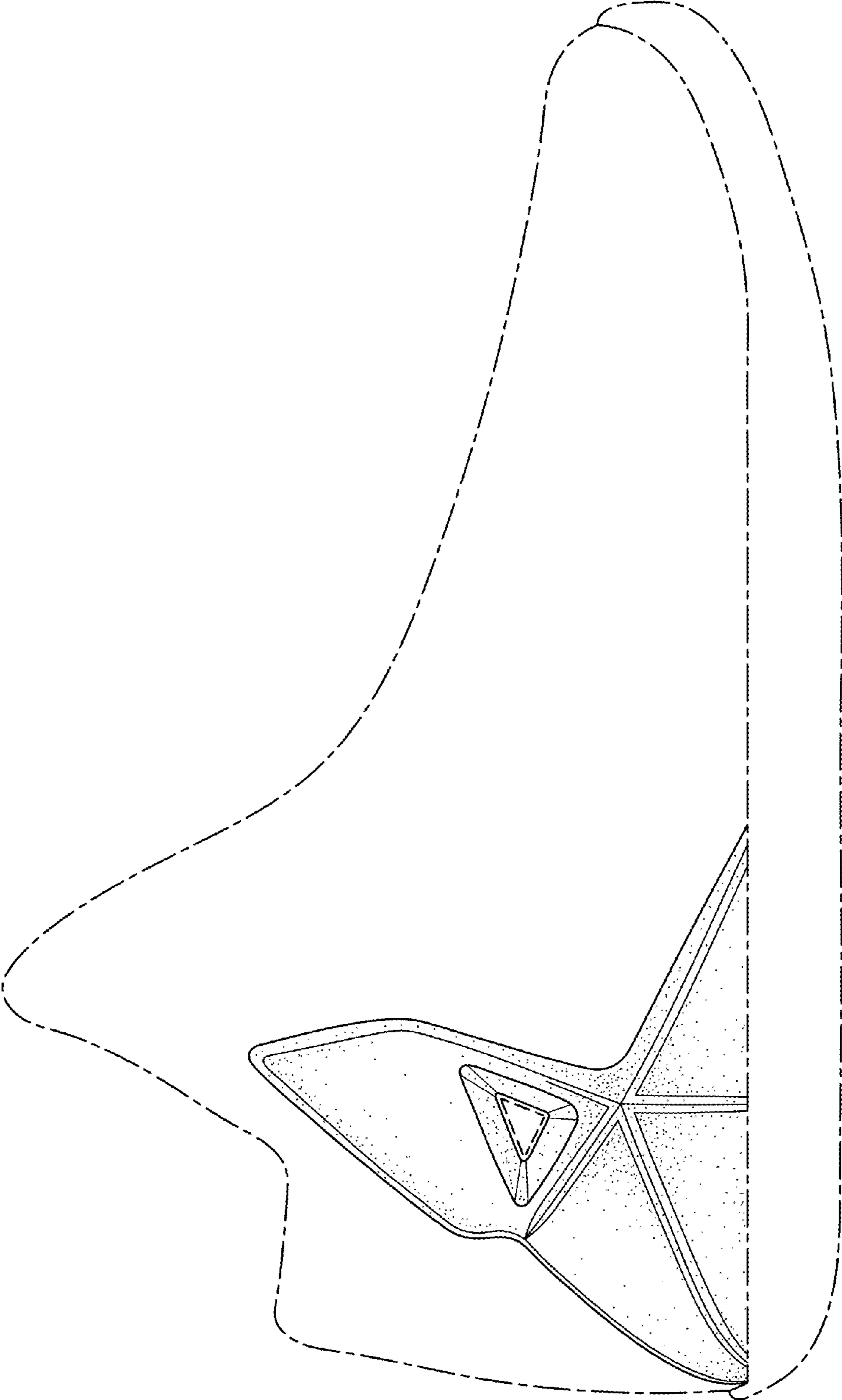


FIG. 2

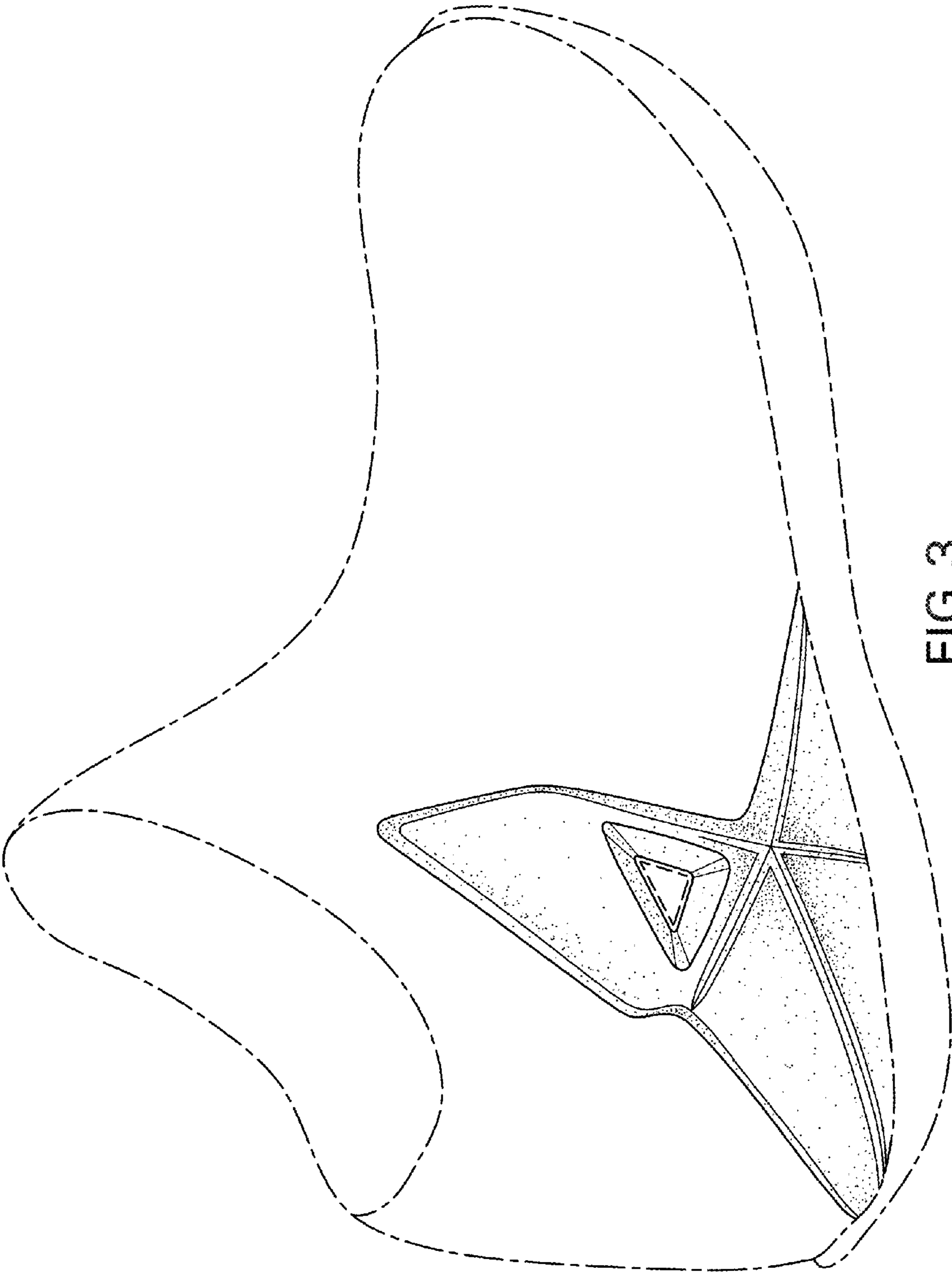


FIG. 3