



US00D707929S

(12) **United States Design Patent**  
**Feeney et al.**

(10) **Patent No.:** **US D707,929 S**  
(45) **Date of Patent:** **\*\* Jul. 1, 2014**

- (54) **GOLF SHOE OUTSOLE**
- (71) Applicant: **Acushnet Company**, Fairhaven, MA (US)
- (72) Inventors: **James M. Feeney**, Marion, MA (US);  
**John J. Erickson**, Brockton, MA (US);  
**Douglas K. Robinson, Jr.**, Mansfield, MA (US); **Jonathan G. Bacon**, East Taunton, MA (US)
- (73) Assignee: **Acushnet Company**, Fairhaven, MA (US)
- (\*\*) Term: **14 Years**
- (21) Appl. No.: **29/436,325**
- (22) Filed: **Nov. 5, 2012**
- (51) **LOC (10) Cl.** ..... **02-04**
- (52) **U.S. Cl.**  
USPC ..... **D2/953; D2/951; D2/954; D2/959**
- (58) **Field of Classification Search**  
USPC ..... D2/902, 906, 908, 916, 918, 925,  
D2/946-962, 977; 36/3 B, 22 R, 24.5, 25 R,  
36/28, 32 R, 34 R, 59 C, 67 A, 103  
See application file for complete search history.

6,354,022	B2 *	3/2002	Gelsomini	.....	36/127
D483,175	S *	12/2003	Robinson et al.	.....	D2/954
6,708,426	B2 *	3/2004	Erickson et al.	.....	36/127
D510,796	S *	10/2005	Erickson et al.	.....	D2/954
D527,877	S *	9/2006	Robinson et al.	.....	D2/954
D533,335	S *	12/2006	Robinson et al.	.....	D2/959
7,143,529	B2 *	12/2006	Robinson et al.	.....	36/127
D539,515	S *	4/2007	Robinson et al.	.....	D2/951
D540,012	S *	4/2007	Robinson et al.	.....	D2/951
D561,444	S *	2/2008	Feeney et al.	.....	D2/960
D571,090	S *	6/2008	Fujita et al.	.....	D2/956
D581,146	S *	11/2008	Lane, III	.....	D2/954
D593,736	S *	6/2009	Mochen et al.	.....	D2/954
D595,040	S *	6/2009	Mochen	.....	D2/969
D595,948	S *	7/2009	Bacon	.....	D2/969
D595,949	S *	7/2009	Bacon	.....	D2/969
D601,785	S *	10/2009	Lane et al.	.....	D2/953
D603,597	S *	11/2009	Bacon	.....	D2/969
D607,635	S *	1/2010	Lane et al.	.....	D2/953

(Continued)

*Primary Examiner* — T. Chase Nelson  
(74) *Attorney, Agent, or Firm* — Daniel W. Sullivan

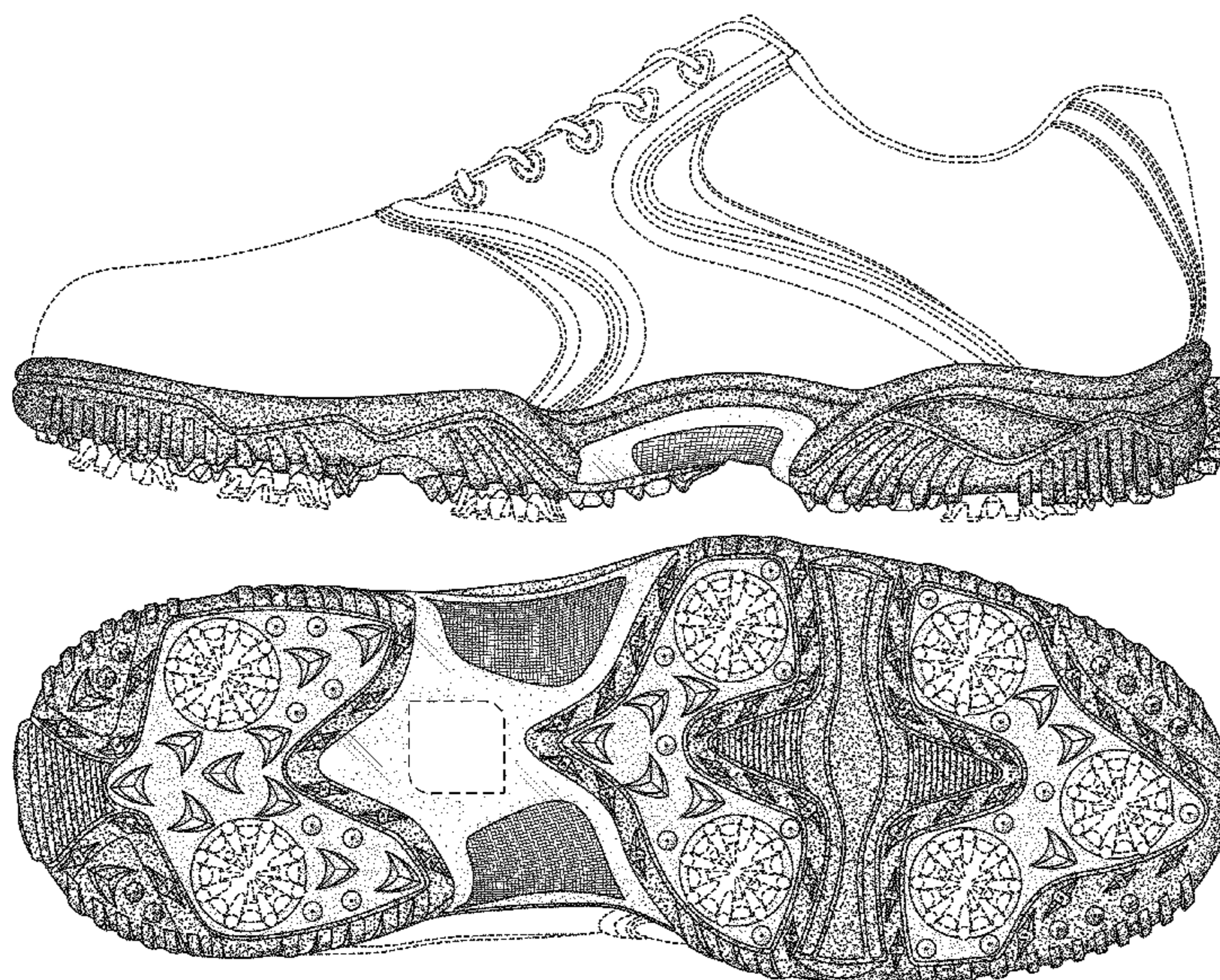
(57) **CLAIM**  
The ornamental design for a golf shoe outsole, as shown and described.

**DESCRIPTION**

FIG. 1 is a perspective view of a golf shoe outsole showing our new design;  
FIG. 2 is a top plan view thereof;  
FIG. 3 is a right side elevational view thereof;  
FIG. 4 is a left side elevational view thereof;  
FIG. 5 is a bottom plan view thereof;  
FIG. 6 is a front elevational view thereof; and,  
FIG. 7 is a rear elevational view thereof.  
The broken lines in FIGS. 1-7 showing a shoe upper, cleats, and a logo area on the sole, represent the portion of the design that forms no part of the claim.

**1 Claim, 4 Drawing Sheets**

- (56) **References Cited**  
U.S. PATENT DOCUMENTS
- D356,672 S \* 3/1995 Ueda ..... D2/959
- D371,893 S \* 7/1996 Kayano et al. .... D2/959
- D400,346 S \* 11/1998 Singer ..... D2/959
- D402,449 S \* 12/1998 Robinson et al. .... D2/951
- D412,392 S \* 8/1999 Singer ..... D2/951
- 6,018,889 A \* 2/2000 Friton ..... 36/28
- 6,226,896 B1 \* 5/2001 Friton ..... 36/28
- D447,852 S \* 9/2001 Schroeder et al. .... D2/954
- 6,289,611 B1 \* 9/2001 Patterson et al. .... 36/127



(56)

**References Cited**

U.S. PATENT DOCUMENTS

D608,081 S *	1/2010	Bacon et al. ....	D2/954	D656,306 S *	3/2012	Bacon .....	D2/969
D609,893 S *	2/2010	Kuhtz .....	D2/956	D661,075 S *	6/2012	Bacon et al. ....	D2/960
D628,785 S *	12/2010	Feeney et al. ....	D2/969	D661,478 S *	6/2012	Lane .....	D2/969
D628,786 S *	12/2010	Lane, III .....	D2/969	D663,932 S *	7/2012	Bacon .....	D2/969
D633,702 S *	3/2011	Mochen et al. ....	D2/969	D663,933 S *	7/2012	Lane .....	D2/969
7,905,034 B2 *	3/2011	Robinson et al. ....	36/127	D663,935 S *	7/2012	Mochen .....	D2/969
D654,680 S *	2/2012	Mochen .....	D2/969	D663,936 S *	7/2012	Lane .....	D2/969
D654,681 S *	2/2012	Bacon .....	D2/969	2006/0130361 A1 *	6/2006	Robinson et al. ....	36/25 R
				2009/0013561 A1 *	1/2009	Robinson et al. ....	36/127
				2009/0056169 A1 *	3/2009	Robinson et al. ....	36/102

\* cited by examiner



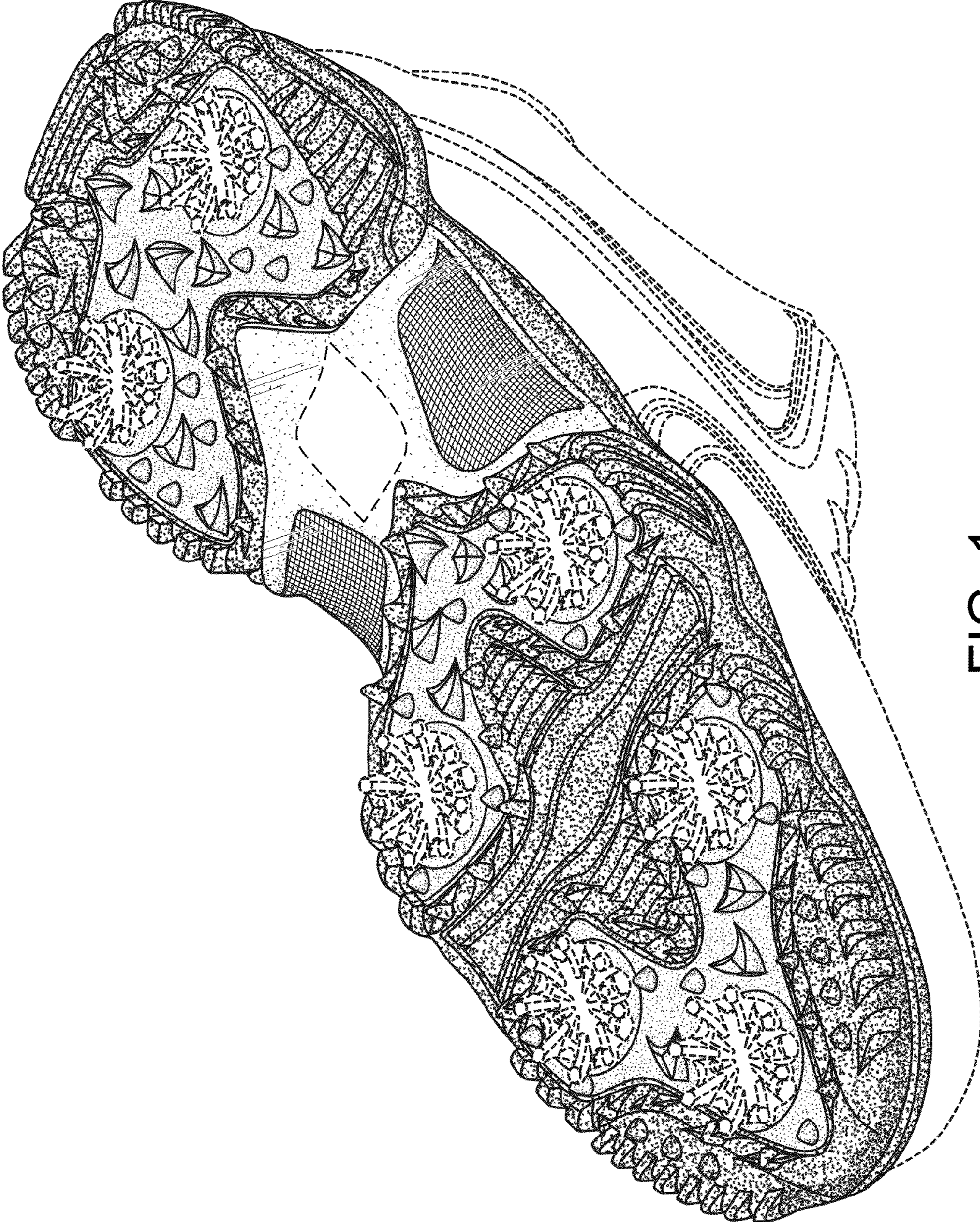


FIG. 1



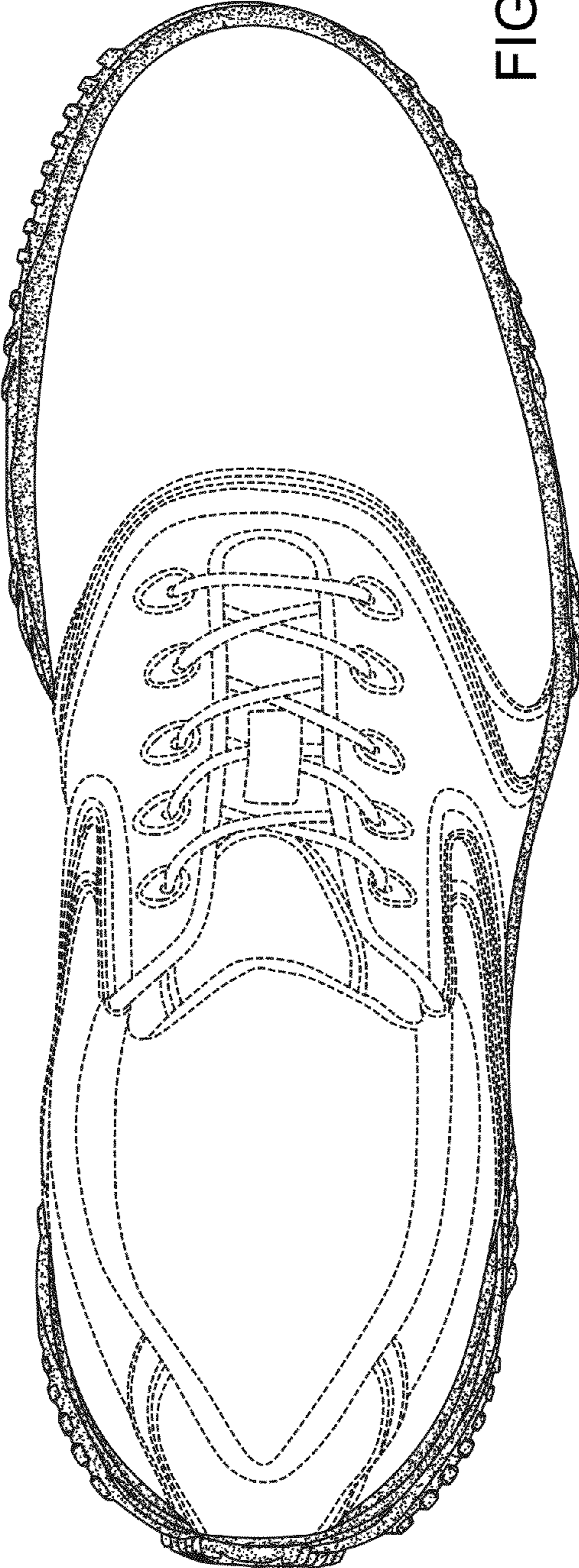


FIG. 2

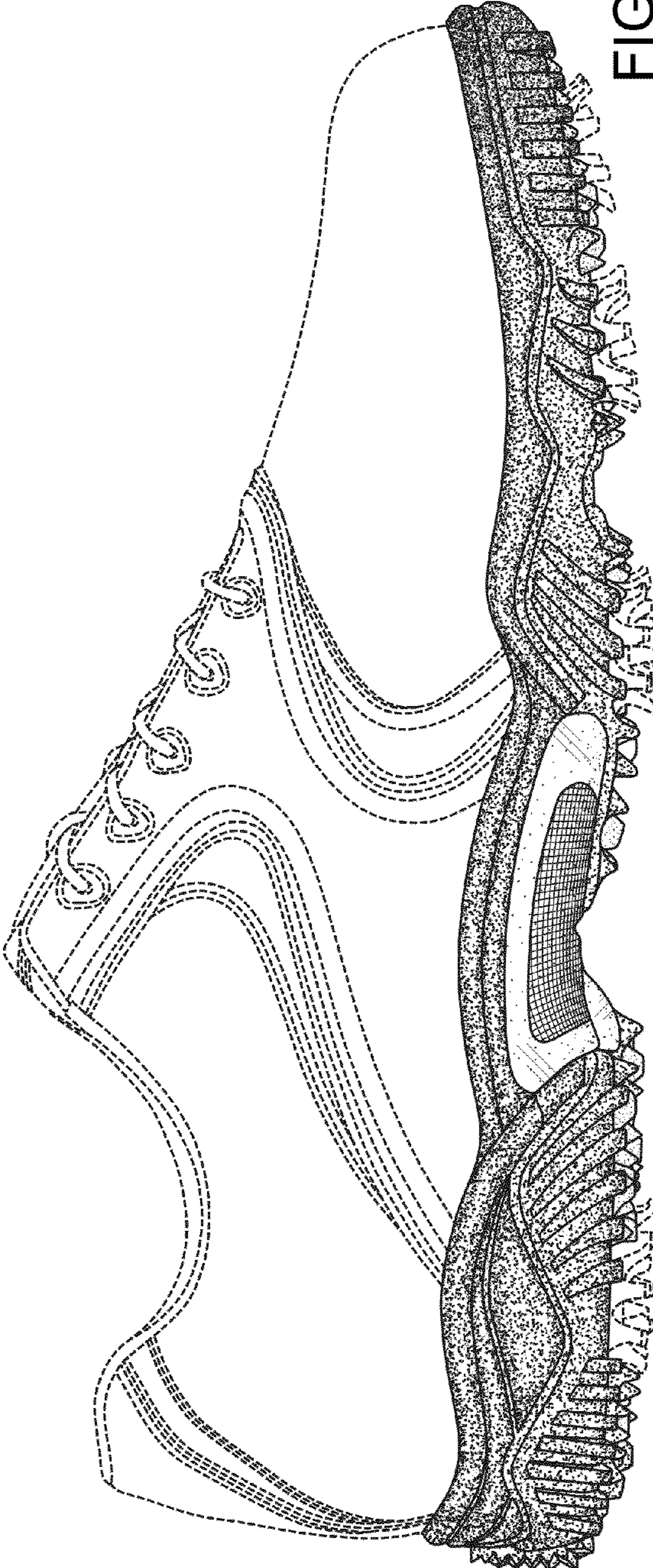


FIG. 3



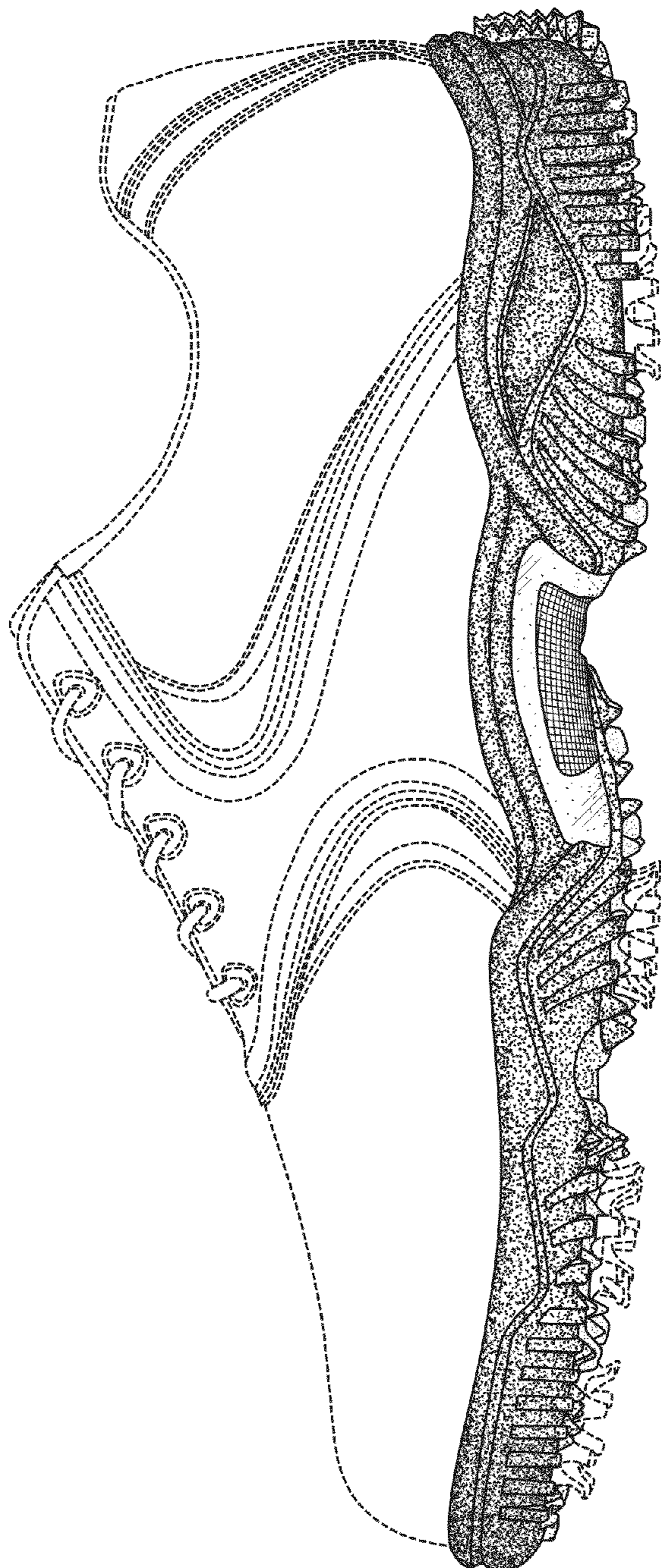


FIG. 4

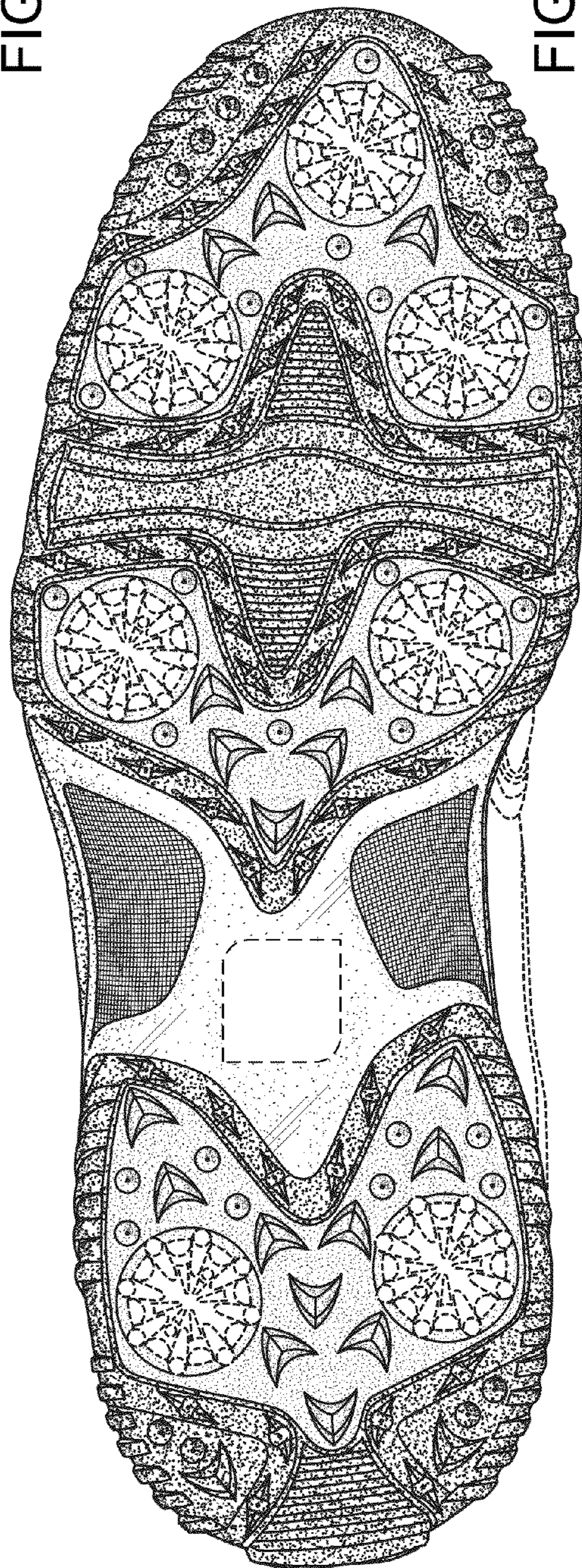


FIG. 5



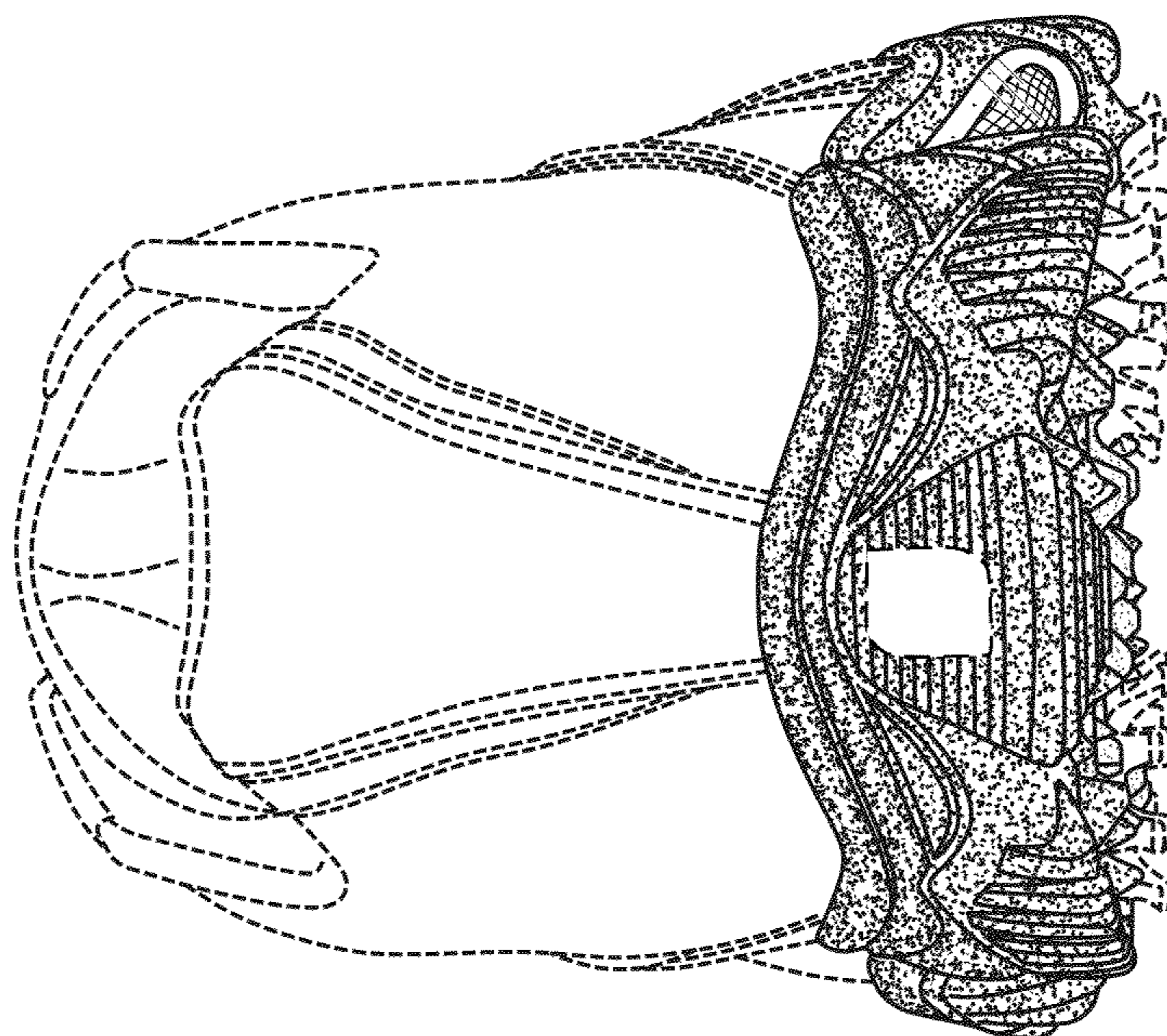


FIG. 7

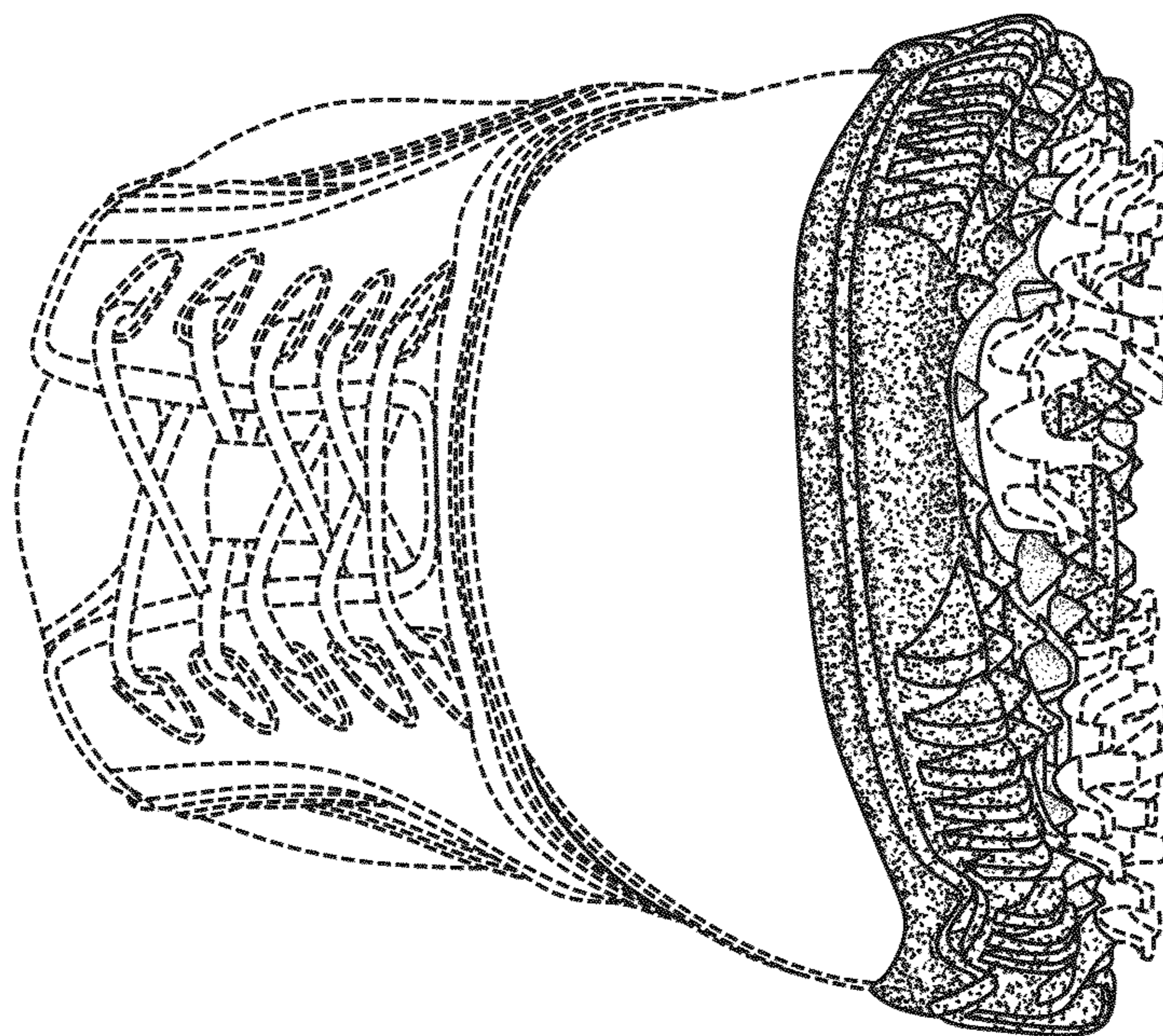


FIG. 6