



US00D707928S

(12) **United States Design Patent**
Castellon

(10) **Patent No.:** **US D707,928 S**
(45) **Date of Patent:** **** Jul. 1, 2014**

(54) **FOOTWEAR**

(75) Inventor: **Michael Castellon**, Portland, OR (US)

(73) Assignee: **Sorel Corporation**, Portland, OR (US)

(**) Term: **14 Years**

(21) Appl. No.: **29/404,599**

(22) Filed: **Oct. 21, 2011**

(51) **LOC (10) Cl.** **02-04**

(52) **U.S. Cl.**
USPC **D2/947**

(58) **Field of Classification Search**
USPC D2/902, 906, 908, 916, 918, 925,
D2/946-962, 977; 36/3 B, 22 R, 24.5, 25 R,
36/28, 32 R, 34 R, 59 C, 67 A, 103
See application file for complete search history.

(56) **References Cited**

U.S. PATENT DOCUMENTS

3,573,155	A *	3/1971	Mitchell	428/328
D372,115	S *	7/1996	Schneider	D2/977
D395,336	S *	6/1998	Ball	D2/947
D443,977	S *	6/2001	Fini	D2/972
D458,443	S *	6/2002	Matis	D2/969
D498,902	S *	11/2004	Adams	D2/951
D502,593	S *	3/2005	McClaskie	D2/951
D534,332	S *	1/2007	McClaskie	D2/951
7,320,188	B2 *	1/2008	Bathum	36/11.5
D563,083	S *	3/2008	Corbi Rico	D2/947
D564,735	S *	3/2008	McClaskie	D2/947
D594,190	S *	6/2009	Andersen et al.	D2/952

D644,824	S *	9/2011	Leleu	D2/946
D665,158	S *	8/2012	Castellon	D2/970
D667,210	S *	9/2012	Castellon	D2/970
D686,403	S *	7/2013	Denniston	D2/957
D689,274	S *	9/2013	Della Valle et al.	D2/953
D696,504	S *	12/2013	McClaskie	D2/953
2005/0091881	A1 *	5/2005	Burgess	36/30 R
2012/0216432	A1 *	8/2012	Byrne	36/3 B
2012/0304495	A1 *	12/2012	Brabson et al.	36/87

* cited by examiner

Primary Examiner — T. Chase Nelson

(74) *Attorney, Agent, or Firm* — Schwabe, Williamson & Wyatt

(57) **CLAIM**

I claim the ornamental design for footwear, as shown and described.

DESCRIPTION

FIG. 1 is a perspective view of footwear, showing my new design;

FIG. 2 is a left side view thereof;

FIG. 3 is a right side view thereof;

FIG. 4 is a front view thereof;

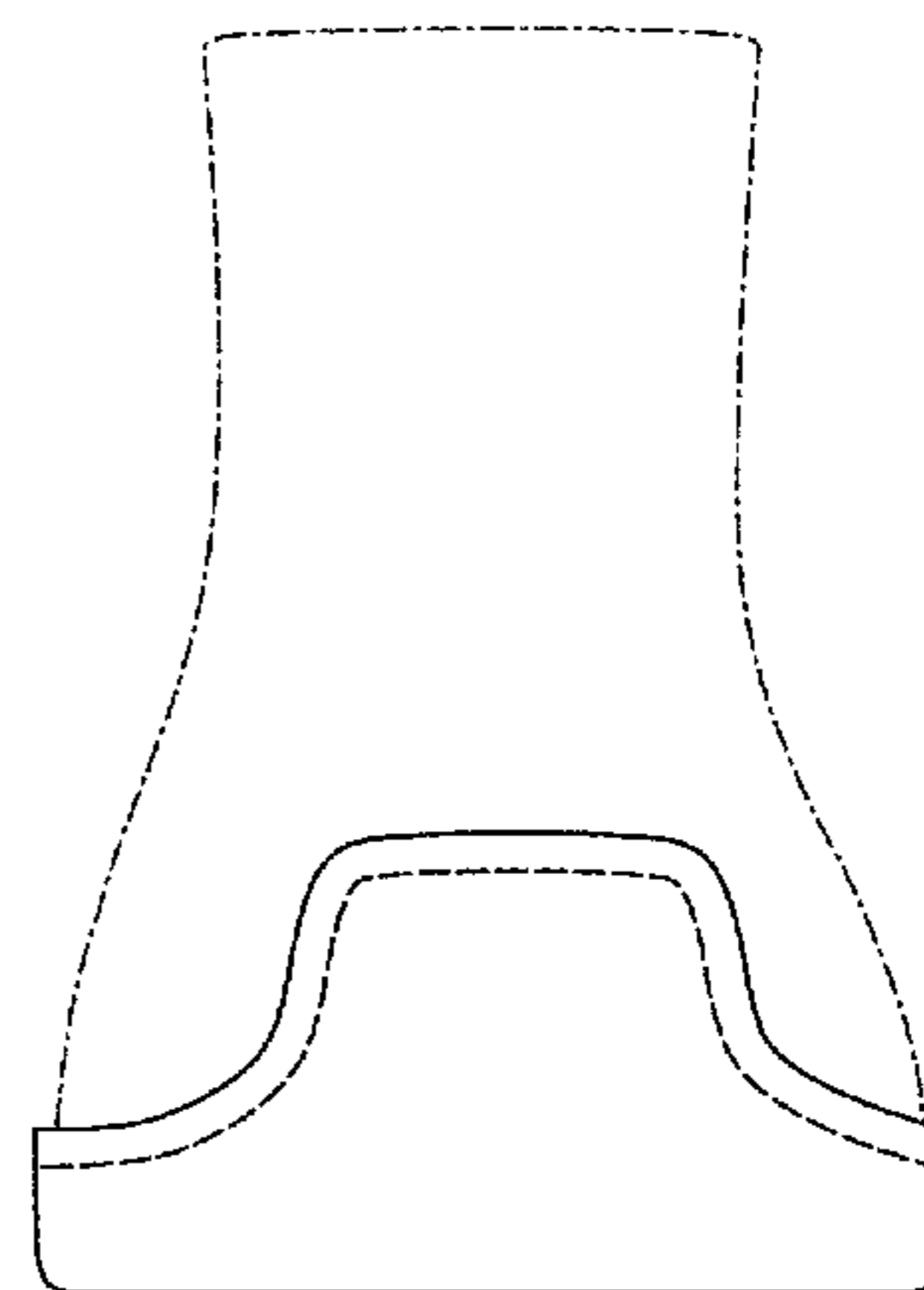

FIG. 5 is a back view thereof;

FIG. 6 is a top view thereof; and,

FIG. 7 is a bottom view thereof.

The dash-dot-dash lines are included for illustrating environmental structure and form no part of the claimed design. The dashed lines represent stitching and form no part of the claimed design.

1 Claim, 4 Drawing Sheets



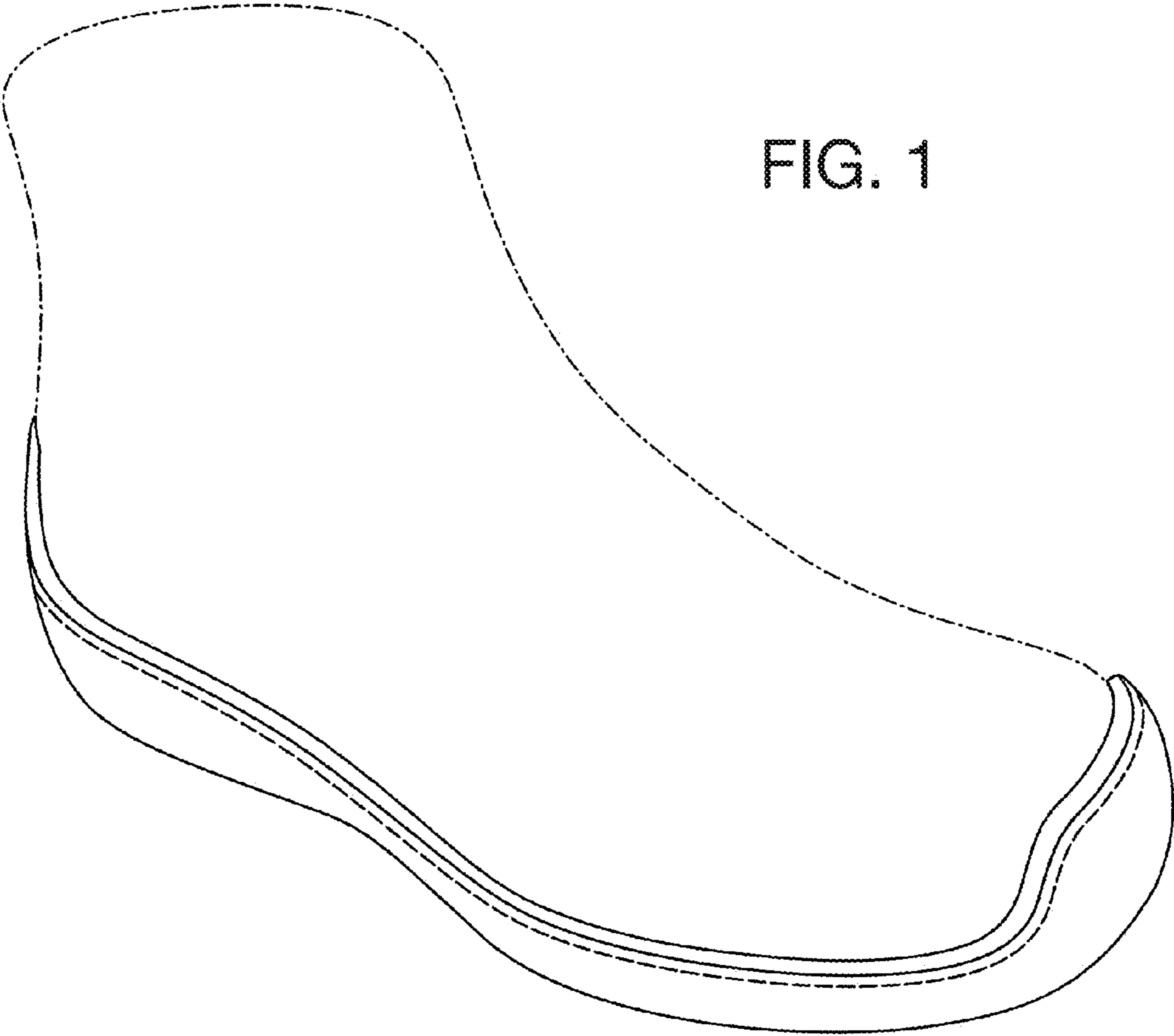


FIG. 1

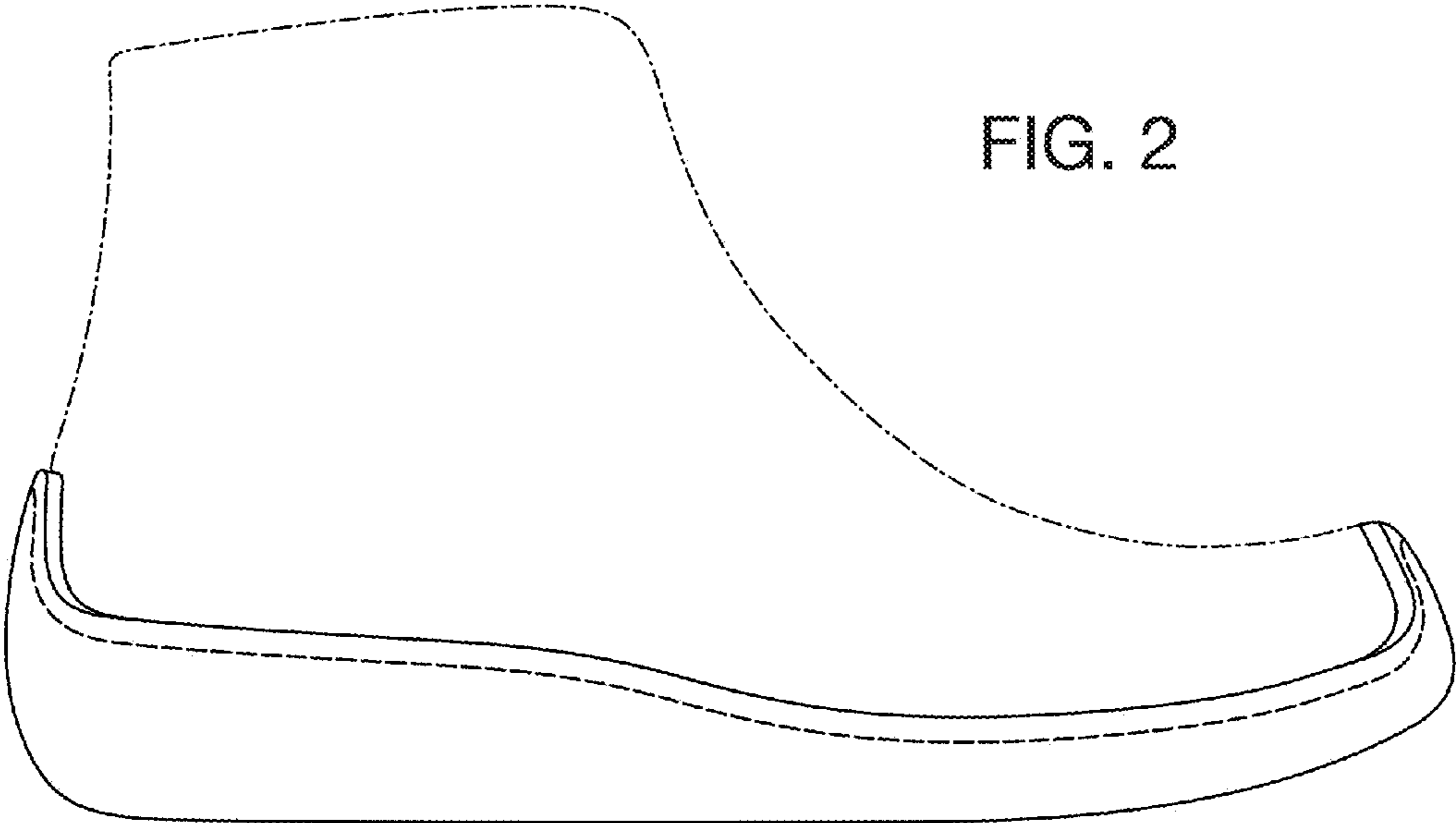


FIG. 2




FIG. 3

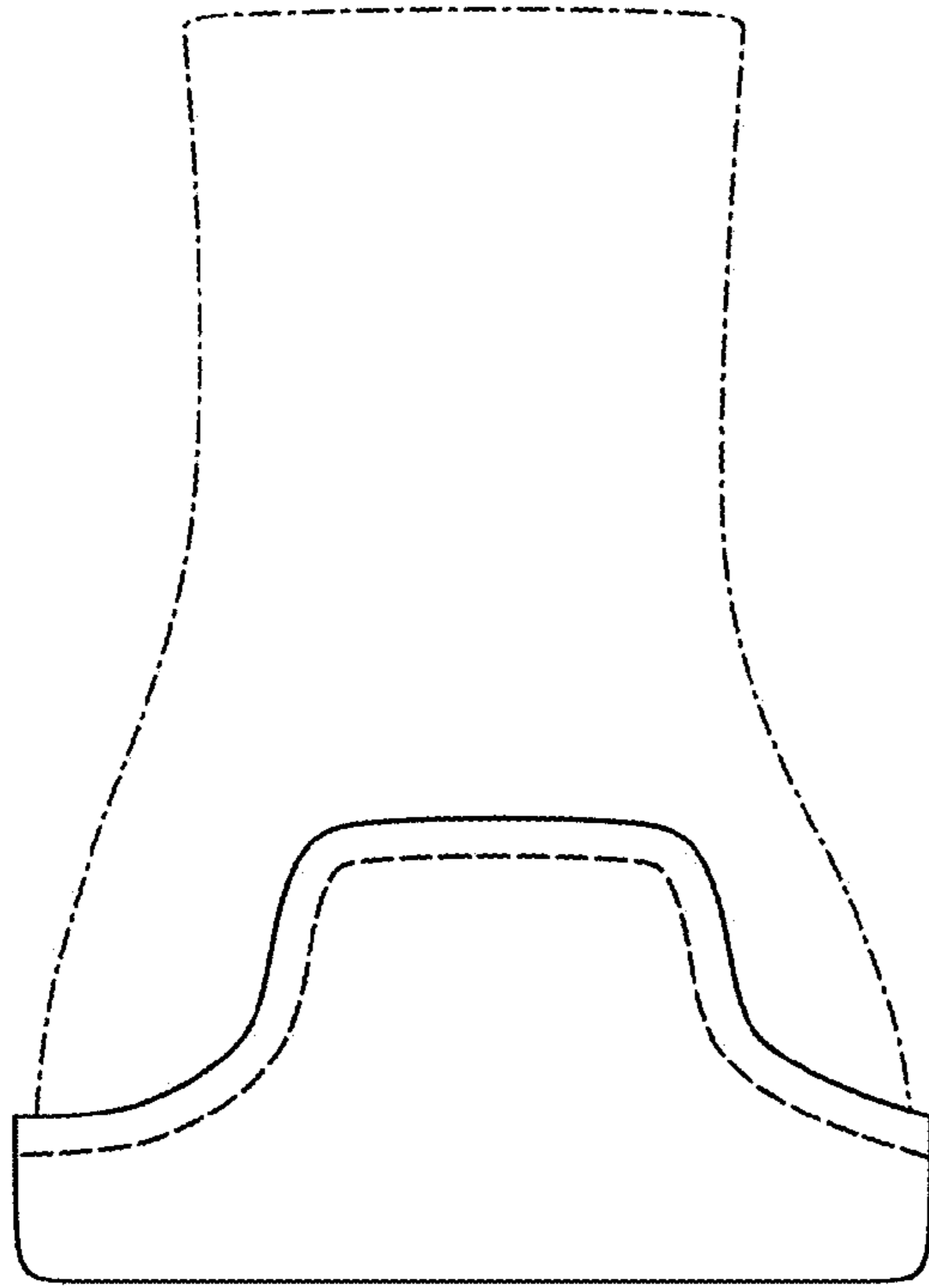
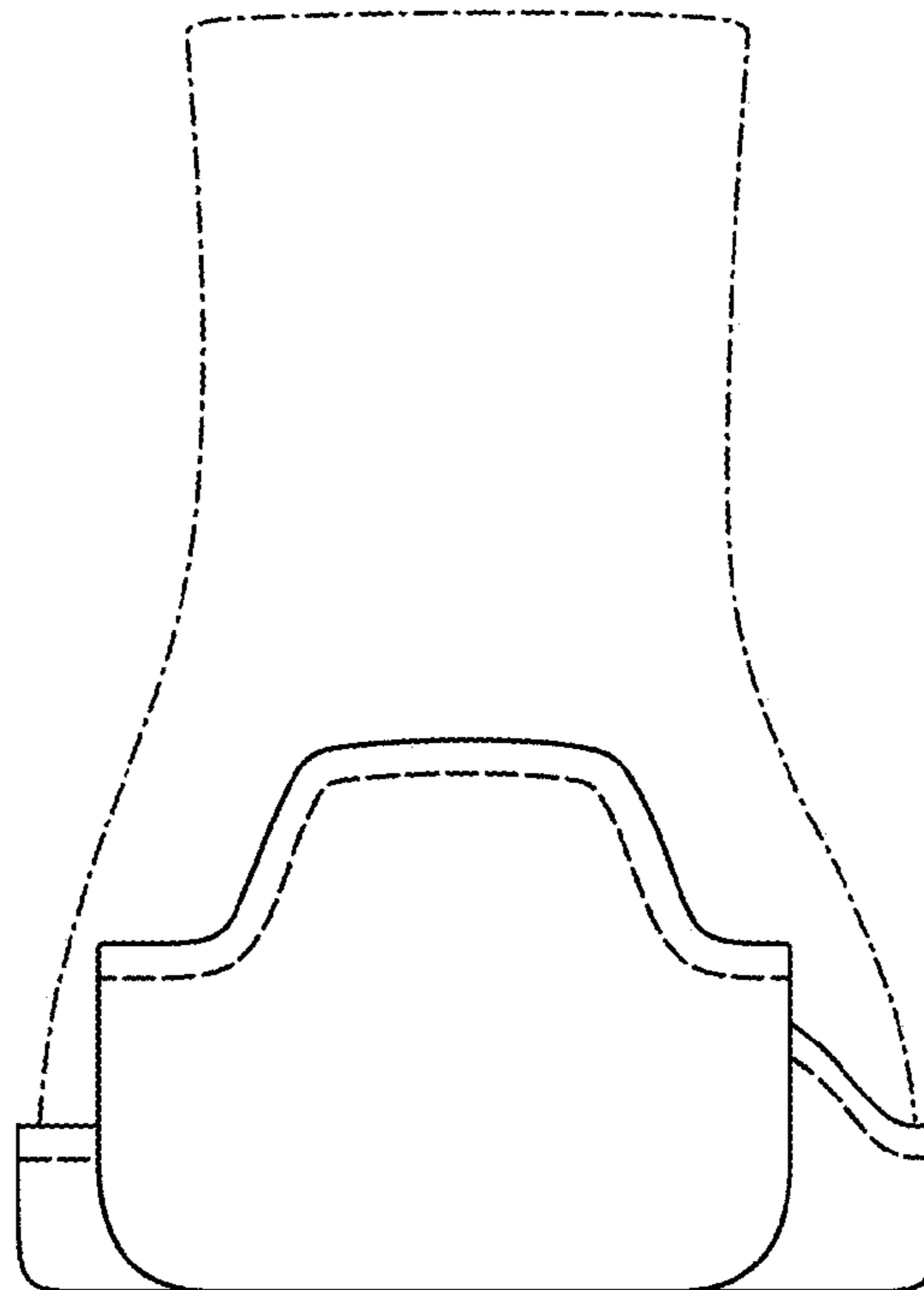


FIG. 4

FIG. 5



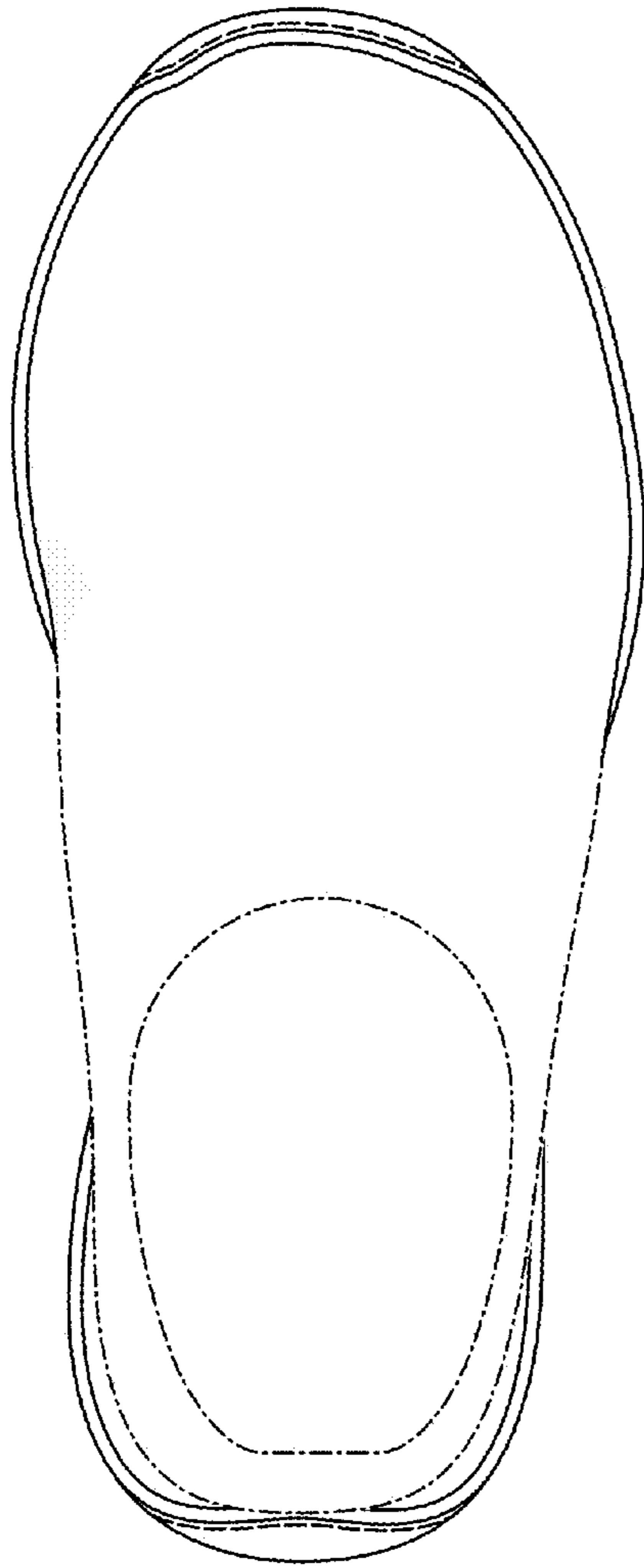


FIG. 6

FIG. 7

