



US00D707916S

(12) **United States Design Patent**
Slusarczyk et al.

(10) **Patent No.:** **US D707,916 S**

(45) **Date of Patent:** **** Jul. 1, 2014**

(54) **PET TREAT**

(71) Applicant: **Mars, Incorporated**, McLean, VA (US)

(72) Inventors: **Peter Slusarczyk**, Franklin, TN (US);
Jonathan Christopher Smith, Franklin,
TN (US)

(73) Assignee: **Mars, Incorporated**, McLean, VA (US)

(**) Term: **14 Years**

(21) Appl. No.: **29/458,406**

(22) Filed: **Jun. 19, 2013**

(51) **LOC (10) Cl.** **01-01**

(52) **U.S. Cl.**
USPC **D1/199**

(58) **Field of Classification Search**
USPC D1/100–130, 199; 426/5, 76, 87, 92,
426/94, 95, 99, 101, 103, 104, 108,
426/138–139, 143, 144, 279, 282, 283, 391,
426/514, 549, 559, 560, 660, 808;
D21/385, 386, 488; D30/160, 152;
D11/90, 157; D6/601; 249/117, 137;
D32/40; D28/41

See application file for complete search history.

(56) **References Cited**

U.S. PATENT DOCUMENTS

D80,883 S * 4/1930 Dushek D1/120
D96,202 S * 7/1935 Ronzoni D1/120
D112,412 S * 11/1938 Richards D1/120
D223,326 S * 4/1972 Duvall D1/120

D230,814 S * 3/1974 Everts D32/40
D300,675 S * 4/1989 Sacher D28/41
D320,106 S * 9/1991 Padi D1/120
5,133,295 A * 7/1992 Lippincott 119/821
D472,941 S * 4/2003 Manville D21/488
D517,773 S * 3/2006 Akamittath et al. D1/120
D518,271 S * 4/2006 Akamittath et al. D1/120
D602,299 S * 10/2009 Heroux D6/601
D621,127 S * 8/2010 Roskam D1/115
D631,210 S * 1/2011 Hurst D30/152
D695,994 S * 12/2013 Meyer-Hawkes et al. D1/130
D698,996 S * 2/2014 Krasniansky D28/41

* cited by examiner

Primary Examiner — Deanna L Pratt

Assistant Examiner — Katie Mroczka

(74) *Attorney, Agent, or Firm* — Arent Fox LLP

(57) **CLAIM**


The ornamental design for a pet treat, as shown and described.

DESCRIPTION

FIG. 1 is a perspective view of a pet treat showing our new design, according to a first embodiment;
FIG. 2 is a top view of the design shown in FIG. 1, the bottom view being a mirror image thereof;
FIG. 3 is a side view of the design shown in FIG. 1;
FIG. 4 is a perspective view of a pet treat showing our new design, according to a second embodiment;
FIG. 5 is a top view of the design shown in FIG. 4, the bottom view being a mirror image thereof; and,
FIG. 6 is a side view of the design shown in FIG. 4.

The portion of the pet treat depicted in broken lines in FIGS. 4-5 forms no part of the claimed design.

1 Claim, 6 Drawing Sheets






FIG. 1




FIG.2

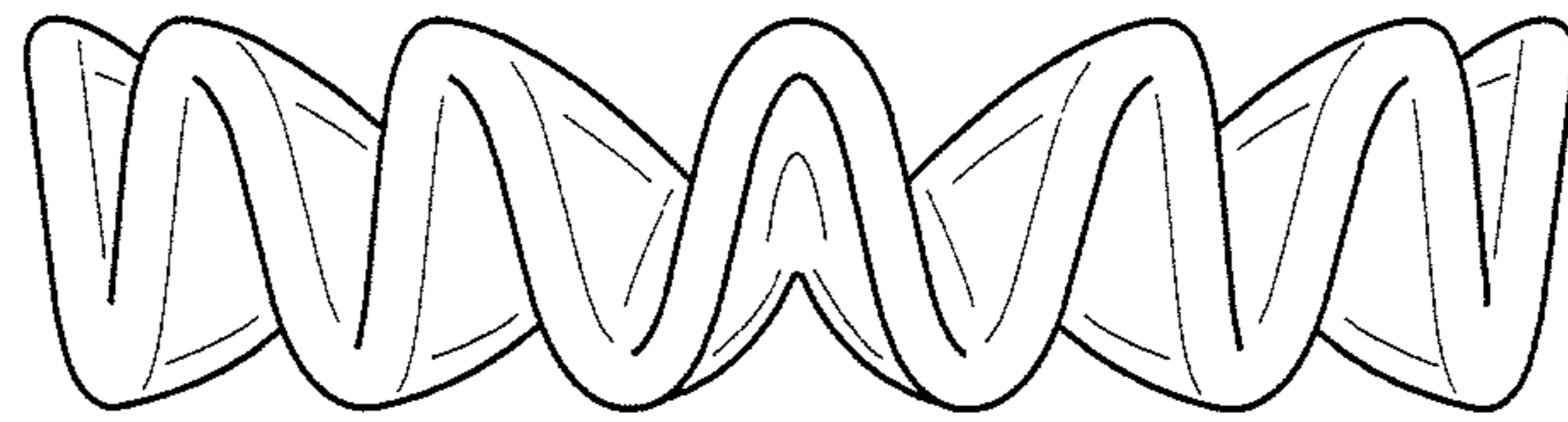


FIG.3




FIG.4




FIG.5

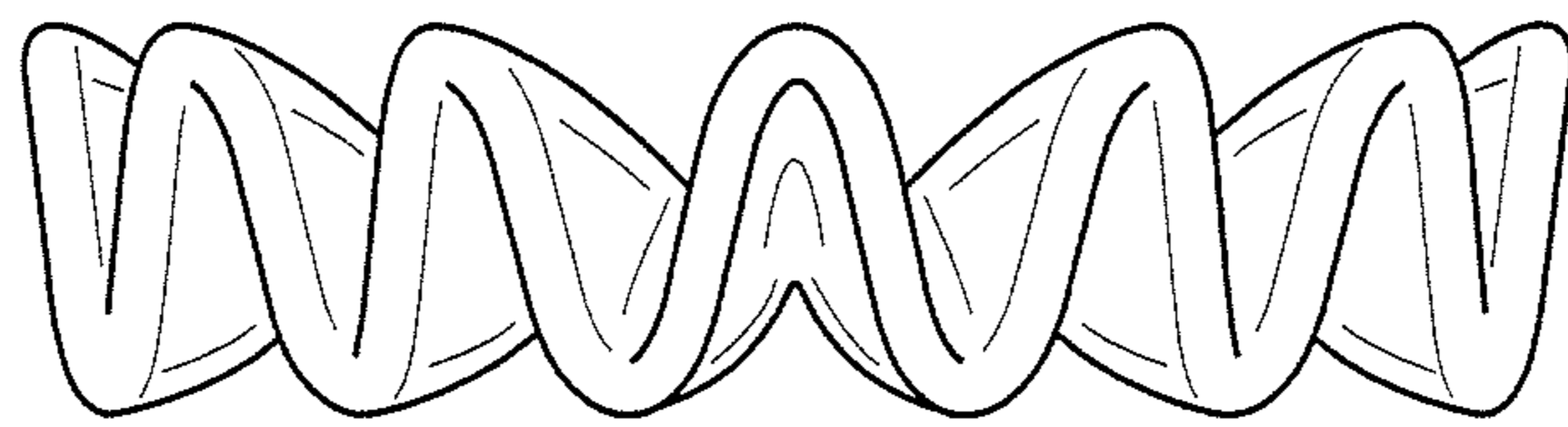


FIG.6